



ANNUAL STOCKHOLDERS' MEETING

<https://macroasiacorp.com/asm>

9 May 2024

3:00 P.M.

INFORMATION STATEMENT



NOTICE OF ANNUAL STOCKHOLDERS' MEETING

Notice is hereby given that the Annual Stockholders' Meeting of MACROASIA CORPORATION will be conducted virtually through <http://www.macroasiacorp.com/asm> on Thursday, 9 May 2024, at 3:00 P.M.

The Agenda for the meeting is as follows:

1. Call to Order
2. Certification of Notice and Quorum
3. Approval of the Minutes of the Annual Stockholders' Meeting held on 11 May 2023
4. President's Report
5. Financial Report on Results of Operations for 2023
6. Approval of the Audited Financial Statements for the year ended 31 December 2023
7. Amendment of the Third Article of the Articles of Incorporation to Change the Principal Office Address
8. Ratification of all Acts, Proceedings and Resolutions of the Board of Directors and Management since the Annual Stockholders' Meeting held on 11 May 2023 up to 9 May 2024
9. Election of Directors
10. Appointment of External Auditor
11. Other Matters
12. Adjournment

Record Date. The Board of Directors has fixed 8 April 2024 as the record date for the determination of stockholders entitled to notice of, to participate and to vote at, the Annual Stockholders' Meeting.

Attendance and Pre-Registration. In order to safeguard the health and ensure the safety of our stockholders and stakeholders, stockholders may attend and participate in the meeting only by remote communication, and may vote either *in absentia* or by voting through the Chairman of the meeting as their proxy.

Stockholders who wish to participate in the meeting via remote communication and to vote *in absentia* should pre-register through <http://www.macroasiacorp.com/asm> by 30 April 2024.

Qualified pre-registered stockholders will be provided access to the live streaming of the meeting and can then cast their votes in absentia through the

Company's secure online voting facility. All votes cast shall be subject to validation.

Proxies. The Company is not soliciting your proxies. Stockholders who wish to vote by proxy must submit their duly accomplished proxy forms through email to macasm@macroasiacorp.com not later than 24 April 2024.

Procedural Information. The procedure and requirements for participating in the meeting through remote communication, as well as voting *in absentia* or by proxy, are set forth in the Definitive Information Statement.

Queries. You may send your questions regarding the agenda items through <http://www.macroasiacorp.com/asm> or via email at macasm@macroasiacorp.com on or before 3 May 2024.

Electronic Copies of Relevant Documents. Pursuant to the SEC Notice dated 23 February 2024, electronic copies of the Company's Definitive Information Statement, Management Report, SEC Form 17-A, and other relevant documents are accessible through the Company's website at the following link <http://www.macroasiacorp.com/asm>.

Video and Audio Recording. Pursuant to SEC Memorandum Circular No. 6, Series of 2020, please be informed that there will be an audio and video recording of the meeting.

Makati City, 26 March 2024.



FLORENTINO M. HERRERA III
Corporate Secretary

Explanation and Rationale for Each Item in the Agenda

1. Call to Order

The Chairman of the Board of Directors, Dr. Lucio C. Tan, will call the meeting to order. Thereafter, the Chairman shall ask the President and Chief Operating Officer, Mr. Eduardo Luis T. Luy to preside over the meeting.

2. Certification of Notice and Quorum

The Corporate Secretary will certify the date when written notice of the meeting was published in two (2) newspapers of general circulation for two (2) consecutive days.

The Corporate Secretary will further certify to the presence of a quorum in the meeting. The number of the shares represented at the meeting shall be validated by PNB Trust, the stock transfer agent of the Corporation.

3. Approval of the Minutes of the Annual Stockholders' Meeting held on 11 May 2023

The Minutes of the Annual Stockholders' Meeting of the Corporation held on 11 May 2023 may be viewed at the Corporation's website, <http://www.macroasiacorp.com/>.

The affirmative vote of stockholders representing at least a majority of the outstanding capital stock of the Corporation present at the meeting shall be necessary to approve the Minutes of the Meeting.

4. President's Report

The President and Chief Operating Officer of the Corporation, Mr. Eduardo Luis T. Luy, will deliver the President's Report on the results of operations of the Corporation and its subsidiaries, together with the projected business outlook for 2024.

5. Financial Report on Results of Operations for 2023

The Corporation's Chief Financial Officer, Mr. Amador T. Sendin, will present the Financial Report for the year ended 31 December 2023.

6. Approval of the Annual Report and the Audited Financial Statements for the year ended 31 December 2023

The Audited Financial Statements of the Corporation, as audited by SGV & Company ("SGV") for the year ended 31 December 2023 will be contained

in the Annual Report to be emailed to the stockholders upon their successful registration for the Annual Stockholders' Meeting. The same shall also be posted on the Corporation's website at <http://www.macroasiacorp.com/asm>, as part of its Definitive Information Statement (SEC Form 20-IS).

The Audit Committee has recommended, and the Board of Directors has approved the Audited Financial Statements of the Corporation for the year ended 31 December 2023.

A resolution for the approval of the Annual Report and Audited Financial Statements shall be submitted to the stockholders.

The affirmative vote of stockholders representing at least a majority of the outstanding capital stock of the Corporation present at the meeting shall be necessary to approve the resolution.

7. Amendment of the Third Article of the Articles of Incorporation to Change the Principal Office Address

As the Corporation will move to a new office, the Corporation will amend its Articles of Incorporation to change its principal office address from 12/F PNB Allied Bank Center, 6754 Ayala Avenue, Makati City to 7th Floor, Ricogen Building, 112 Aguirre Street, Legazpi Village, Makati City, 1229 Philippines.

During the regular meeting of the Board of Directors of the Corporation held on 21 March 2024, the Board approved the amendment of the Third Article of the Articles of the Incorporation of the Corporation to reflect the change in the principal office address of the Corporation.

A resolution for the change in principal office address will be presented to the stockholders for their approval.

The affirmative vote of stockholders representing at least two-thirds (2/3) of the outstanding capital stock of the Corporation shall be necessary to approve the resolution.

8. Ratification of all Acts, Proceedings and Resolutions of the Board of Directors and Management since the Annual Stockholders' Meeting held on 11 May 2023 up to 9 May 2024

The acts and resolutions of the Board of Directors and Management since the 2023 Annual Stockholders' Meeting that are submitted for the approval, confirmation, and ratification by the stockholders are enumerated in Item 18 of SEC Form 20-IS.

A motion for the approval, confirmation, and ratification of the acts, proceedings and resolutions of the Board of Directors and Management since the 2023 Annual Stockholders' Meeting shall be presented to the stockholders.

The affirmative vote of stockholders representing at least a majority of the outstanding capital stock of the Corporation present at the meeting shall be necessary to approve the resolution.

9. Election of Directors

In accordance with the Corporation's By-Laws and Manual on Corporate Governance, the Corporate Governance Committee received the nominations to the Board of Directors.

During its meeting held on 22 March 2024, the Corporate Governance Committee determined that all the nominees, including the nominees for independent directors, possess all the qualifications of a director pursuant to the Corporation's By-Laws, Manual on Corporate Governance, and applicable laws, rules and regulations. Copies of the directors' profiles are provided in the Definitive Information Statement and posted on the Corporation's website: <http://www.macroasiacorp.com/>.

The Corporate Secretary shall present to the stockholders the names of the individuals who were nominated in the Final List of Candidates for directors of the Corporation.

The election of the directors shall be by plurality of votes. Each stockholder may vote such number of shares owned by him for as many persons as there are directors to be elected; or he may cumulate his votes by giving one candidate as many votes as the number of such directors multiplied by the number of his shares shall equal; or he may, based on the same principle, distribute such votes among as many candidates as he sees fit.

The eleven (11) directors receiving the highest number of votes will be declared elected as directors of the Corporation.

The Office of the Corporate Secretary shall oversee the tabulation of the votes, subject to verification by the external auditor, SGV.

10. Appointment of External Auditor

The Audit Committee has recommended, and the Board has approved the appointment of SGV as the external auditor of the Corporation.

The profile of the external auditor is provided in the Information Statement.

A resolution for the appointment of SGV as the Corporation's external auditor will be presented to the stockholders for their approval.

The affirmative vote of stockholders representing at least a majority of the outstanding capital stock of the Corporation present at the meeting shall be necessary to approve the resolution.

11. Other Matters

The Chairman of the Meeting will hold an Open Forum to address the queries of the stockholders.

Only questions submitted in advance by the stockholders will be addressed during the Meeting. As stated in the Notice, the questions must be submitted through the **Queries** tab found in the Annual Stockholders' Meeting page (<http://www.macroasiacorp.com/asm>) not later than 3 May 2024.

Questions/comments received but not entertained during the Open Forum due to time constraints will be addressed separately by the Corporation's Investor Relations Officer.

12. Adjournment

Upon confirmation by the Corporate Secretary that there are no other matters to be considered, and on motion by a stockholder duly seconded, the Chairman of the meeting will declare the meeting adjourned.

WE ARE NOT SOLICITING YOUR PROXY

Stockholders may cast their votes via the method provided for voting in absentia, or by accomplishing the proxy form provided below.

PROXY

The undersigned stockholder of **MACROASIA CORPORATION** (the "Corporation") hereby appoints the Chairman of the Meeting as proxy to represent the undersigned stockholder at the Annual Stockholders' Meeting of the Corporation to be held through remote communication on 9 May 2024, and any adjournment or postponement thereof, and to vote all the shares registered in the name of the undersigned stockholder in the books of the Corporation for the purpose of acting on the following matters as fully, for all intents and purposes as he/she/it might do if present and acting in person, hereby ratifying and confirming all that said proxy shall lawfully do or cause to be done by virtue of these presents:

	FOR	AGAINST	ABSTAIN
1. Approval of the Minutes of the Annual Stockholders' Meeting held on 11 May 2023	<input type="checkbox"/>	<input type="checkbox"/>	<input type="checkbox"/>
2. Approval of the Annual Report and the Audited Financial Statements for the year ended 31 December 2023	<input type="checkbox"/>	<input type="checkbox"/>	<input type="checkbox"/>
3. Amendment of the Third Article of the Articles of Incorporation to Change the Principal Office Address	<input type="checkbox"/>	<input type="checkbox"/>	<input type="checkbox"/>
3. Ratification of all Acts, Proceedings and Resolutions of the Board of Directors and Management since the Annual Stockholders' Meeting held on 11 May 2023 up to 9 May 2024	<input type="checkbox"/>	<input type="checkbox"/>	<input type="checkbox"/>

	FOR	AGAINST	ABSTAIN
4. To elect the following persons to the Board of Directors of the Corporation to serve until the next annual meeting of the shareholders or until their successors are elected and qualified:			
i. Dr. Lucio C. Tan (Director)	<input type="checkbox"/>	<input type="checkbox"/>	<input type="checkbox"/>
ii. Carmen K. Tan (Director)	<input type="checkbox"/>	<input type="checkbox"/>	<input type="checkbox"/>
iii. Lucio C. Tan III (Director)	<input type="checkbox"/>	<input type="checkbox"/>	<input type="checkbox"/>
iv. Eduardo Luis T. Luy (Director)	<input type="checkbox"/>	<input type="checkbox"/>	<input type="checkbox"/>
v. Vivienne K. Tan (Director)	<input type="checkbox"/>	<input type="checkbox"/>	<input type="checkbox"/>
vi. Michael G. Tan (Director)	<input type="checkbox"/>	<input type="checkbox"/>	<input type="checkbox"/>
vii. Kyle Ellis C. Tan (Director)	<input type="checkbox"/>	<input type="checkbox"/>	<input type="checkbox"/>
viii. Johnip G. Cua (Director)	<input type="checkbox"/>	<input type="checkbox"/>	<input type="checkbox"/>
ix. Samuel C. Uy (Independent Director)	<input type="checkbox"/>	<input type="checkbox"/>	<input type="checkbox"/>
x. Diwa C. Guinigundo (Independent Director)	<input type="checkbox"/>	<input type="checkbox"/>	<input type="checkbox"/>
xi. Ramon Pancratio D. Dizon (Independent Director)	<input type="checkbox"/>	<input type="checkbox"/>	<input type="checkbox"/>
5. Appointment of SGV & Co. as external auditor of the Corporation for 2024	<input type="checkbox"/>	<input type="checkbox"/>	<input type="checkbox"/>

In addition, the proxy may, in their discretion, properly vote on the shares for any other business during the meeting, for (1) matters that were not made known to the proxy holders within a reasonable time before this proxy was executed, and (2) on matters incidental to the conduct of the meeting.

SHARES REPRESENTED BY THIS PROXY WILL BE VOTED AS DIRECTED BY THE STOCKHOLDER. IF NO CHOICE IS SPECIFIED, SHARES WILL BE VOTED AT THE DISCRETION OF THE PROXY.

This proxy is signed this _____ day of _____ 2024.

Signature of Stockholder

Stockholder's Printed Name

Address

Number of shares held in MAC
as of record date (8 April 2024)

NOTE:

1. All proxies for the meeting should be received by the Corporate Secretary on or before April 24, 2024.
2. Please note that all proxies submitted by corporations should be accompanied by a Corporate Secretary's Certificate quoting the board resolution designating a corporate officer to execute the proxy.

If a proxy form is submitted by a broker or custodian bank covering such shares of stock carried by such broker or custodian bank for the account(s) of beneficial owner(s), it must be accompanied by: (1) a Corporate Secretary's Certificate quoting the board resolution designating a corporate officer to execute the proxy; and (2) a Certification under oath, executed by the designated corporate officer, stating that the broker or custodian bank has obtained the written consent of the account holder.

SECURITIES AND EXCHANGE COMMISSION
SEC FORM 20-IS
INFORMATION STATEMENT PURSUANT TO SECTION 20
OF THE SECURITIES REGULATION CODE

1. Check the appropriate box:

- [] Preliminary Information Statement
[] Definitive Information Statement

2. Name of Registrant as specified in its charter MACROASIA CORPORATION

3. Philippines
Province, country or other jurisdiction of incorporation or organization

4. SEC Identification Number 40524

5. BIR Tax Identification Code 004-666-098-000

6. 12th Floor, PNB Allied Bank Center, 6754 Ayala Avenue, Makati City 1226
Address of principal office Postal Code

7. Registrant's telephone number, including area code (632) 8840-2001

8. May 9, 2024, 3:00 P.M via remote communication (<http://www.macroasiacorp.com/asm>) as allowed by SEC per MC No. 6, Series of 2020
Date, time and place of the meeting of security holders

9. Approximate date on which the Information Statement is first to be sent or given to security holders
April 16, 2024

10. *In case of Proxy Solicitations:*

Name of Person Filing the Statement/Solicitor: Not Applicable
Address and Telephone No: Not Applicable

11. Securities registered pursuant to Sections 8 and 12 of the Code or Sections 4 and 8 of the RSA (information on number of shares and amount of debt is applicable only to corporate registrants):

Title of Each Class	Number of Shares of Common Stock Outstanding or Amount of Debt Outstanding
Common Stock, ₱1 par value	1,890,958,323 Outstanding Shares

12. Are any or all of registrant's securities listed on a Stock Exchange?

Yes No

Name of Stock Exchange Class

Philippine Stock Exchange **Common Stock**

TABLE OF CONTENTS

INFORMATION REQUIRED IN INFORMATION STATEMENT.....	1
A. General Information.....	1
B. Control and Compensation Information.....	2
C. Issuance and Exchange of Securities.....	15
D. Other Matters.....	16
ANNEX A: DIRECTORS AND EXECUTIVE OFFICERS.....	21
Board of Directors.....	21
Executive Officers.....	26
ANNEX B: NATURE AND SCOPE OF BUSINESS.....	29
ANNEX C: MANAGEMENT’S DISCUSSION AND ANALYSIS (MD&A).....	40
ANNEX D: SECURITIES OF THE REGISTRANT.....	60
A. Market for Issuer’s Common Equity and Related Stockholder Matters.....	60
B. Description of Registrant Securities.....	61
MINUTES OF THE PREVIOUS ANNUAL STOCKHOLDERS’ MEETING.....	63
CERTIFICATE OF QUALIFICATION OF INDEPENDENT DIRECTORS.....	81
CERTIFICATION FOR DIRECTORS AND EXECUTIVE OFFICERS.....	87
GUIDELINES FOR PARTICIPATING VIA REMOTE COMMUNICATION AND VOTING <i>IN ABSENTIA</i>.....	88
STATEMENT OF MANAGEMENT RESPONSIBILITY.....	91
AUDITED CONSOLIDATED FINANCIAL STATEMENTS AND NOTES.....	93
SUSTAINABILITY REPORT	
LIST OF STOCKHOLDERS AS OF MARCH 31, 2024	

A. GENERAL INFORMATION

In this Information Statement, the “Corporation” or “MAC” refers to MacroAsia Corporation. Similarly, the “MacroAsia Group” or the “Group” refers to MacroAsia Corporation and its subsidiaries/affiliates.

Item 1. Date, Time and Place of Meeting of Security Holders

The meeting will be conducted virtually on **Thursday, May 9, 2024, at 3:00 P.M.** The details of the meeting can be found at <http://www.macroasiacorp.com/asm>.

The complete mailing address of the Corporation is: **12th Floor, PNB Allied Bank Center, 6754 Ayala Avenue, Makati City, Philippines**

The approximate date on which the Information Statement is first to be sent or given to Security Holders is **April 16, 2024.**

THE PARENT COMPANY IS NOT ASKING YOU FOR A PROXY AND YOU ARE REQUESTED NOT TO SEND US A PROXY

Item 2. Dissenters’ Right of Appraisal

Under Title X of the Revised Corporation Code of the Philippines, any stockholder of a corporation shall have the right to dissent and demand payment of the fair value of his shares in the following instances: (i) any amendment to the articles of incorporation which has the effect of changing or restricting the rights of any stockholder or class of shares, or of authorizing preferences in any respect superior to those of outstanding shares of any class; (ii) extending or shortening the term of corporate existence; (iii) any sale, lease, exchange, transfer, mortgage, pledge or other disposition of all or substantially all of the corporate property and assets; (iv) merger or consolidation; and (v) in case of investment of corporate funds for any purpose other than the primary purpose of the Corporation.

The appraisal right may be exercised by any dissenting stockholder who shall have voted against the proposed corporate action, by making a written demand on the Corporation within thirty (30) days after the date on which the vote was taken for payment of the value of his shares. If the proposed corporate action is implemented or effected, the Corporation shall pay to such stockholder, upon surrender of the certificate or certificates of stock representing his shares, the fair value thereof as of the day prior to the date on which the vote was taken, excluding any appreciation or depreciation in anticipation of such corporate action. No payment shall be made to dissenting stockholder unless the Corporation has unrestricted retained earnings in its books to cover such payment.

None of the proposed corporate actions of the Corporation qualify as an instance which allows the exercise by the stockholders of their appraisal rights.

Item 3. Interest of Certain Persons in or Opposition to Matters to be Acted Upon

- (a) No director or officer of the Corporation, or nominee for election as director or associate of the foregoing persons, has any substantial interest, direct or indirect, by security holdings or otherwise, in any matter to be acted upon, other than election to office.
- (b) No director has informed the Corporation in writing that they intend to oppose any action to be taken by the Corporation at the meeting.

B. CONTROL AND COMPENSATION INFORMATION

Item 4. Voting Securities and Principal Holders Thereof

- (a) MacroAsia Corporation has 1,890,958,323 common shares issued and outstanding as of March 31, 2024. All issued and outstanding common shares of the Corporation as of the record date are entitled to vote at the Annual Stockholder’s Meeting. Each share is entitled to one (1) vote.
- (b) The record date for purposes of determining the stockholders entitled to vote is April 8, 2024.
- (c) A stockholder entitled to vote at the meeting shall have the right to vote through remote communication/ *in absentia* or by proxy, the number of shares registered in his name in the stock transfer book of the Corporation for as many persons as there are directors to be elected. Each stockholder shall have the right to cumulate said shares and give one nominee as many votes as the number of directors to be elected multiplied by the number of his shares shall equal, or he may distribute them on the same cumulative voting principle among as many nominees as he shall see fit; provided, that the number of votes cast by a stockholder shall not exceed the number of his shares multiplied by the number of directors to be elected.

No discretionary authority to cumulate votes is solicited.

(d) Security Ownership of Certain Record & Beneficial Owners & Management

1. Security Ownership of Certain Record and Beneficial Owners of more than 5% of the Corporation’s Securities as of March 31, 2024 are:

<u>Title of Class</u>	<u>Name, Address of Record Owner and Relationship with Issuer</u>	<u>Name of Beneficial Owner and Relationship with Record Owner</u>	<u>Citizenship</u>	<u>No. of Shares Held</u>	<u>% of Class</u>
COMMON	PCD Nominee Corporation 37 th Floor, Tower I, The Enterprise Center 6766 Ayala Avenue, Makati City (Shareholder)	Various Clients ¹	Filipino	458,642,709	23.72%
COMMON	PAL Holdings, Inc. (formerly Baguio Gold Holdings Corp.) 7th Flr. PNB Allied Bank Center 6754 Ayala Ave., Makati City (Shareholder)	Trustmark Holdings Corp. (Shareholder) ² Susan T. Lee ⁴	Filipino	137,280,000	7.10%

¹ PCD Nominee Corp. (PCD) is a registered owner of certain shares in the books of the Corporation’s transfer agent in the Philippines. The beneficial owners of such shares are PCD’s participants, who hold shares on their behalf or in behalf of their clients. PCD is a private corporation organized by major institutions actively participating in Philippine capital markets to implement an automated book-entry system of handling securities transactions in the Philippines. The securities are voted by the trustee’s designated officers who are not known to the Corporation. None of the PCD Nominee Corporation (Filipino and Non-Filipino) accounts beneficially own 5% or more of the Corporation’s outstanding common shares.

² Relationship of beneficial owner with the record owner

COMMON	Conway Equities, Inc. 10 Quezon Avenue, Quezon City	Melito K. Tan, President ³ Orville C. Go. Jr. ⁴ , Treasurer ³ Dinah T. Paginag, Corporate Secretary ³	Filipino	132,771,600	6.87%
---------------	--	---	----------	-------------	-------

2. Security Ownership of Directors and Management as of March 31, 2024:

<u>Title of Class</u>	<u>Name of Beneficial Owner</u>	<u>Amount and Nature of Ownership</u>	<u>Citizenship</u>	<u>% of Class</u>
COMMON	Dr. Lucio C. Tan Chairman and CEO	156,000 Direct (Beneficial)	Filipino	<1 %
COMMON	Carmen K. Tan Director	156,000 Direct (Beneficial)	Filipino	<1%
COMMON	Lucio C. Tan III Director	156,000 Direct (Beneficial)	Filipino	<1%
COMMON	Eduardo Luis T. Luy President and COO	120,000 Direct (Beneficial)	Filipino	<1%
COMMON	Vivienne K. Tan Director	1,560,000 Direct (Beneficial)	Filipino	<1%
COMMON	Michael G. Tan Director	156,000 Direct (Beneficial)	Filipino	<1%
COMMON	Kyle Ellis C. Tan Treasurer	124,800 Direct (Beneficial)	Filipino	<1%
COMMON	Johnip G. Cua Director	4,236,000 Indirect (Beneficial)	Filipino	<1%
COMMON	Ben C. Tiu* Lead Independent Director	156,000 Direct (Beneficial)	Filipino	<1%
COMMON	Marixi R. Prieto Independent Director	156,000 Direct (Beneficial)	Filipino	<1%
COMMON	Samuel C. Uy Independent Director	156,000 Direct 918,840 Indirect (Beneficial)	Filipino	<1%
COMMON	Atty. Florentino M. Herrera III Corporate Secretary	358,800 Direct 8,375,564 Indirect (Beneficial)	Filipino	<1%
	Atty. Marivic T. Moya Chief Compliance Officer/Corporate Information Officer, SVP- Human Resources, Legal and External Relations	-	Filipino	-
	Amador T. Sendin Chief Financial Officer, Chief Risk Officer, SVP – Administration	-	Filipino	-
	Belgium S. Tandoc Data Protection Officer, VP – Business Development	-	Filipino	-
COMMON	Rhodel C. Esteban** VP – Commercial, Chief Sustainability Officer	21,300 Indirect (Beneficial)	Filipino	<1%
	Total	16,807,304		0.89%

³Resigned from his position effective February 28, 2024

⁴Appointed as VP – Commercial on July 20, 2023 and as Chief Sustainability on December 14, 2023

³ Designation in Conway Equities, Inc.

⁴ Person authorized by the Board of Directors of the company to vote in the forthcoming annual stockholders' meeting.

3. Voting Trust of Holders of 5% or more

To the extent known to the Corporation, there is no person holding more than 5% of the Corporation's voting stock under a voting trust or similar agreement.

4. Changes in Control

There was no significant change in control of MAC in 2023. We are not aware of any existing or pending transaction which may result in such a change in control.

Item 5. Directors and Executive Officers

(a) Attendance: Appraisals and Performance Report for the Board.

The record of attendance of the directors during the Board meetings held during the year 2023 meets the Securities and Exchange Commission's requirement of more than 50% attendance as indicated below:

Directors	Position	Regular				Organizational May 11	% of Total
		Mar 23	Jul 20	Oct 16	Dec 14		
Dr. Lucio C. Tan (ED)	Chairman & CEO	P	P	P	P	P	100%
Carmen K. Tan (NED)	Director	P	P	P	P	P	100%
Lucio C. Tan III (NED)	Director	P	P	P	A	P	80%
Eduardo Luis T. Luy (ED)	President & COO	P	P	P	P	P	100%
Vivienne K. Tan (NED)	Director	P	P	P	P	P	100%
Michael G. Tan (NED)	Director	P	P	P	P	P	100%
Kyle Ellis C. Tan (ED)	Treasurer	P	P	P	P	P	100%
Johnip G. Cua (NED)	Independent Director	P	P	P	P	P	100%
Ben C. Tiu (ID)*	Lead Independent Director	P	P	A	P	P	80%
Marixi R. Prieto (ID)	Independent Director	P	P	P	P	P	100%
Samuel C. Uy (ID)	Independent Director	P	P	P	P	P	100%

*Resigned from his position effective February 28, 2024

Legend:

P - Present

A - Absent

ED - Executive Director

NED - Non-Executive Director

ID - Independent Director

A Director's term of office is one year. Election for the Board of Directors is conducted during the annual stockholders' meeting held every third Thursday of May each year.

The Corporate Governance Committee is tasked with ensuring compliance with and proper observance of corporate governance principles and practices. The Committee oversees the periodic performance evaluation of the Board and its committees as well as the executive management, and conduct an annual self-evaluation of its performance. It will also ensure that the results of the Board evaluation are shared, discussed, and that concrete action plans are developed and implemented to address the identified areas for improvement. The Committee may also identify and recommend relevant trainings to keep the members up to date with corporate governance best practices and other areas of concerns.

(b) Information required of Directors and Executive Officers:

1. Directors and Executive Officers - Please refer to Annex A
2. Chairman and Members of the Corporate Governance Committee

Ms. Marixi R. Prieto is the Chairman of the Corporate Governance Committee while Mr. Lucio C. Tan III, Mr. Johnip G. Cua, Mr. Ben C. Tiu (until February 28, 2024) and Mr. Samuel C. Uy are the committee members. Atty. Marivic T. Moya is a non-voting member of the Corporate Governance Committee.

The Corporate Governance Committee pre-screened and shortlisted all candidates nominated in accordance with the qualifications and disqualifications set forth in the Corporation's Amended By-laws and the Manual on Corporate Governance.

The following are the Final List of Candidates for directors as determined by the Corporate Governance Committee during its meeting held on March 22, 2024:

- | | | |
|------------------------------|---|--------------------------------------|
| 1. Dr. Lucio C. Tan | – | Executive Director (Chairman & CEO) |
| 2. Carmen K. Tan | – | Non-Executive Director |
| 3. Lucio C. Tan III | – | Non-Executive Director |
| 4. Eduardo Luis T. Luy | – | Executive Director (President & COO) |
| 5. Vivienne K. Tan | – | Non-Executive Director |
| 6. Michael G. Tan | – | Non-Executive Director |
| 7. Kyle Ellis C. Tan | – | Executive Director (Treasurer) |
| 8. Johnip G. Cua | – | Non-Executive Director |
| 9. Samuel C. Uy | – | Independent Director |
| 10. Diwa C. Guinigundo | – | Independent Director |
| 11. Ramon Pancratio D. Dizon | – | Independent Director |

Dr. Lucio C. Tan, Mrs. Carmen K. Tan, Mr. Lucio C. Tan III, Mr. Eduardo Luis T. Luy, Ms. Vivienne K. Tan, Mr. Michael G. Tan, Mr. Kyle Ellis C. Tan and Mr. Johnip G. Cua were formally nominated to the Corporate Governance Committee of the Corporation by a stockholder, Ms. Charmaine Pacleb.

Mr. Samuel C. Uy (incumbent independent director), Mr. Diwa C. Guinigundo and Mr. Ramon Pancratio D. Dizon were nominated as independent directors by Mr. Ike Tom Tolentino for the ensuing year. Mr. Tolentino is not related to any of the nominees for independent directors.

The Corporation has adopted the requirements under SRC Rule 38 (Requirements on Nomination and Election of Independent Directors) and compliance with such Rule has been made.

Guidelines on the Nomination and Election of Independent Directors

- A. Independent director means a person who is independent from the management and controlling stockholders, and is free from any business or other relationship which could, or could reasonably be perceived to, materially interfere with his exercise of independent judgment in carrying out his responsibilities as a director in any covered company and includes, among others, any person who:
1. Is not, or has not been a senior officer or employee of the Corporation, unless there has been a change in the controlling ownership of the Corporation;
 2. Is not, and has not been in the three years immediately preceding the election, a director of the Corporation; a director, officer, employee of the Corporation's subsidiaries, associates, affiliates or related companies; or a director, officer,

employee of the Corporation's substantial stockholders and its related companies, except if he also serves as an independent director of the Corporation's subsidiaries, associates, affiliates or related companies;

3. Is not an owner of more than two percent (2%) of the outstanding shares of the Corporation, its subsidiaries, associates, affiliates or related companies;
4. Is not a relative of a director, officer, or substantial stockholder of the Corporation or any of its related companies or of any of its substantial stockholders. For this purpose, relatives include spouse, parent, child, brother, sister and the spouse of such child, brother or sister;
5. Is not acting as a nominee or representative of any director of the Corporation or any of its related companies;
6. Is not a securities broker-dealer of listed companies and registered issuers of securities. "Securities broker-dealer" refers to any person holding any office of trust and responsibility in a broker-dealer firm, which includes, among others, a director, officer, principal stockholder, nominee of the firm to the Exchange, an associated person or salesman, and an authorized clerk of the broker or dealer;
7. Is not retained, either in his personal capacity or through a firm, as a professional adviser, auditor, consultant, agent or counsel of the Corporation, any of its related companies or substantial stockholder, or is otherwise independent of Management and free from any business or other relationship within the three years immediately preceding the date of his election;
8. Does not engage or has not engaged, whether by himself or with other persons or through a firm of which he is a partner, director or substantial stockholder, in any transaction with the Corporation or any of its related companies or substantial stockholders, other than such transactions that are conducted at arm's length and could not materially interfere with or influence the exercise of his independent judgment;
9. Is not affiliated with any non-profit organization that receives significant funding from the Corporation or any of its related companies or substantial stockholders; and
10. Is not employed as an executive officer of another company where any of the Corporation's executives serve as directors.

Related companies, as used in this section, refer to (a) the Corporation's holding/parent company; (b) its subsidiaries; and (c) subsidiaries of its holding/parent company.

- B. No person convicted by final judgment of an offense punishable by imprisonment for a period exceeding six (6) years, or a violation of the SRC, committed within five (5) years prior to the date of his election, shall qualify as an independent director. This is without prejudice to other disqualifications provided for in the Corporation's Manual on Corporate Governance.
- C. Any controversy or issue arising from the selection, nomination or election of independent directors shall be resolved by the SEC through the appointment of independent directors from the list of nominees submitted by the stockholders.

D. Qualifications and Disqualifications

1. An independent director shall have the following qualifications:
 - (i) He shall be at least a college graduate or have sufficient knowledge, skills, and experience, (and independence of mind in case of non-executive directors) in managing the business to substitute for such formal education;
 - (ii) He shall be at least twenty-one (21) years old;
 - (iii) He shall have been proven to possess integrity and probity;
 - (iv) He shall have the ability to promote smooth interaction between board members;
 - (v) He shall be assiduous;
 - (vi) He shall have sufficient time to carry out his responsibilities.
2. No person disqualified, either permanently or temporarily, under the Corporation's Manual on Corporate Governance shall be allowed to serve as an independent director.

E. Number of Independent Directors

1. The Corporation shall have at least three (3) independent directors, or such number of directors such that they constitute at least one-third (1/3) of the members of the Board of Directors, whichever is higher. The nomination and election of independent directors shall be in accordance with the Amended By-Laws of the Corporation.

F. Nomination and Election of Independent Director/s

1. The nomination of independent directors shall be conducted by the Corporate Governance Committee prior to the stockholders' meeting. All recommendations shall be signed by the nominating stockholders together with the acceptance and conformity by the would-be nominees.
2. The Committee shall pre-screen the recommended nominees for qualifications and disqualification, and thereafter prepare a final list of all candidates. The Committee shall put in place screening policies and parameters to enable it to effectively review the qualifications of the nominees for independent directors.
3. After the nomination, the Committee shall prepare a Final List of Candidates which shall contain all the information about all the nominees for independent directors, as required under Part IV(A) and (C) of Annex "C" of SRC Rule 12.
4. Only nominees whose names appear on the Final List of Candidates shall be eligible for election as Independent Director/s. No other nominations shall be entertained after the Final List of Candidates shall have been prepared. No further nominations shall be entertained or allowed on the floor during the actual annual stockholders'/memberships' meeting.
5. Election of Independent Director/s

- (i) The conduct of the election of independent director/s shall be made in accordance with the standard election procedures of the Corporation or its by-laws.
- (ii) It shall be the responsibility of the Chairman of the Meeting to inform all stockholders in attendance of the mandatory requirement of electing independent director/s. He shall ensure that an independent director/s is elected during the stockholders' meeting.
- (iii) Specific slot/s for independent directors shall not be filled-up by unqualified nominees.
- (iv) In case of failure of election for independent director/s, the Chairman of the Meeting shall call a separate election during the same meeting to fill up the vacancy.

G. Independent Directors are only allowed to serve for a maximum cumulative term of nine (9) years. After which, the independent director is perpetually barred from re-election as such.

An independent director barred from re-election as such may continue to qualify for nomination and election as a non-independent director.

In the event that the Corporation wants to retain the independent director after serving nine (9) years, the Board should provide meritorious justification/s and seek the approval of the stockholders in the Annual Stockholders' Meeting.

3. Significant employee

The Company attributes its continued success to the collective efforts of its employees, all of whom contribute significantly to the business in various ways.

4. Family Relationships

Dr. Lucio C. Tan, Chairman and CEO, is the husband of Ms. Carmen K. Tan, incumbent director; is the father of Ms. Vivienne K. Tan and Mr. Michael G. Tan, incumbent directors. Eduardo Luis T. Luy, President and COO, Kyle Ellis C. Tan, Treasurer and Lucio C. Tan III, incumbent directors, are grandsons of Dr. Lucio C. Tan.

5. Involvement in Certain Legal Proceedings

None of the directors, nominees for election as director, executive officers or control persons of the Corporation have been involved in any legal proceeding being the subject of any (a) bankruptcy petition, (b) conviction by final judgment in a criminal proceeding, domestic or foreign, or a pending criminal proceeding, domestic or foreign, excluding traffic violations and other minor offenses, (c) order, judgment or decree of any court of competent jurisdiction, domestic or foreign, permanently or temporarily enjoining, barring, suspending or otherwise limiting his involvement in any type of business, securities, commodities or banking activities, which is not subsequently reversed, suspended or vacated, or (d) judgment of violation of a securities or commodities law or regulation by a domestic or foreign court of competent jurisdiction (in a civil action), the SEC or comparable foreign body, or a domestic or foreign exchange or other organized trading market or self-regulatory organization, which has not been reversed, suspended or vacated, for the past five (5) years up to the latest date that is material to the evaluation of his ability or integrity to hold the relevant position in the Corporation.

During the last two (2) years, the Corporation has not had any transaction or proposed transaction in which any director, executive officer, nominee or stockholder had a direct or indirect interest.

6. Certain Relationships and Related Transactions

The Company is committed to serve and protect the interests of its stockholders, management, employees, government regulatory agencies and stakeholders. Guided with a well-defined corporate governance structure, it will continue to do business with the principles of integrity, objectivity, accountability, and transparency.

It is the obligation of every member to declare and divulge in writing his own involvement in any conflict of interest with the company.

In 2023, none of the Company's directors entered into self-dealing and related party transactions involving the Company.

For a detailed discussion of our material related party transactions, see Note 18 of the MacroAsia Group's Notes to Consolidated Financial Statements (pages 50-53).

- a. Part of the Group's excess cash are deposited in savings and current accounts and placed with Philippine National Bank, an affiliated company under common control, at very competitive rates and based on the outstanding cash balance at the end of the interest earning period. MacroAsia Corporation also leases the office space it currently occupies from the said bank at the bank's current prevailing rental rate. MacroAsia Corporation also leases the office space it currently occupies from the said bank at the bank's current prevailing rental rate. The current lease agreement has been renewed for a period of 3 years commencing on June 1, 2021, and terminating on May 31, 2024. MacroAsia Mining Corporation also entered into a lease contract with the Philippine National Bank (formerly Allied Banking Corporation) for its office space starting January 1, 2021, for three years expiring on December 31, 2023. The Parent Company and its subsidiaries have not been given any preferential treatment in any of its transactions with the bank and continues to lease the office space under the last term and condition.
- b. MAPDC, as an ecozone operator, leases land from MIAA and subsequently leases the same to its Ecozone locators which include LTP, an affiliate. The rental charge, which is at normal market rate, is subject to a fixed price escalation and deposit. Monthly fees due from LTP are equivalent to MAPDC's cost of leasing the land from MIAA, plus administrative fees. In Cebu, LTP has assigned its lease agreement with MCIAA to MAPDC for MAPDC to administer and sublease. The arrangement is similar to the lease setup between MAPDC and LTP in the MacroAsia Ecozone in Pasay City, except that for Cebu, it will be a lease pass-on arrangement. MAPDC has outstanding advances to WBSI, CBRI, PWBRI, MPRDC, SNVRDC, BTSI and NAWASCOR which were eliminated in the consolidation process. Additionally, MAPDC has receivables from affiliates for service rendered.
- c. MASCORP provides ground handling services to various airline companies at NAIA and MCIA, including Air Philippines, an affiliate under common control. In September 2011, MASCORP started providing ground handling services to Philippine Airlines (PAL), an affiliated company under common control. The ground handling service rates being charged to Air Philippines and PAL are competitive and were the results of negotiations between the companies. MASCORP bills LTP for ground handling services rendered on behalf of its clients. MASCORP also leases ground-handling

equipments from PAL and pays AirPhil (PALEX) for its shares on the rental and utilities in NAIA.

- d. MACS has outstanding payable to PAL representing PAL's share in operation of the passenger lounge at NAIA. In September 2011, MACS started providing catering services to PAL under competitive rates. MACS also leases airline catering equipment from PAL. In 2014 and 2013, MACS provided an unsecured and non-interest bearing cash advances to MacroAsia WLL.
- e. The Parent Company and its subsidiaries have a trust fund for the employees' retirement plan with Philippine National Bank (formerly Allied Bank Corporation) as the fund manager. The Group has not been given any preferential treatment in any of its transactions with the Bank.
- f. There are no other on-going contractual or other commitments between the Group and the aforementioned affiliates.
- g. There are no other material transactions with and/or dependence on related parties not discussed above and in the Notes to Consolidated Financial Statements.

There are no other parties that fall outside the definition of "related parties" under Philippine Accounting Standards (PAS) 24 with whom the Parent Company or its related parties have a relationship that enabled the parties to negotiate terms of material transactions that may not be available from others or independent parties on an arm's length basis.

7. Commercial relations between holders of significant equity (5% or more)

PAL Holdings, Inc. (formerly Baguio Gold Holdings Corp.) (7.10%) and Conway Equities, Inc. (6.87%) own more than 5% of the total outstanding common stock of the Corporation.

8. Resignation of Directors

During the Special Meeting of the Board of Directors of the Corporation held on February 28, 2024, the Board accepted the resignation of Mr. Ben C. Tiu, Lead Independent Director, from the Corporation effective 28 February 2024. The Corporation conveys its deepest appreciation to Mr. Ben C. Tiu for his valuable contribution and service to the Corporation during his term as Independent Director from 19 July 2013 to 28 February 2024. His extensive wisdom and experience have helped MacroAsia Corporation throughout the years, especially recently coming out of the pandemic.

Item 6. Compensation of Directors and Executive Officers

(a) Executive Compensation:

The following table summarizes the actual aggregate compensation of all directors and officers of the Corporation for 2022 and 2023, as well as the estimated aggregate compensation for the year 2024:

Summary Compensation Table

Name and Principal Position	Year	Salaries (P'mil)	Bonus	Other Annual Compensation*
Four (4) Most Highly Compensated Executive Officers <ul style="list-style-type: none"> • Lucio C. Tan, Chairman/CEO¹ • Eduardo Luis T. Luy, President / COO • Atty. Marivic T. Moya, SVP-Human Resources, Legal and External Relations, Chief Compliance Officer/Corporate Information Officer • Amador T. Sendin, Chief Financial Officer, Chief Risk Officer, SVP-Administration • Belgium S. Tandoc, Data Protection Officer, VP-Business Development² 	2022 (Actual)	28.2	4.5	2.4
	2023 (Actual)	28.7	24.3	4.1
	2024 (Estimated)	30.1	29.4	4.1
Other Directors	2022 (Actual)	-	-	5.9
	2023 (Actual)	-	-	7.0
	2024 (Estimated)	-	39.0	7.0
All Other Officers - Unnamed	2022 (Actual)	-	-	2.7
	2023 (Actual)	4.0	2.2	-
	2024 (Estimated)	4.7	5.7	1.4

*Includes Per Diem of Director

¹ One (1) of the Four (4) Most Highly Compensated Executive Officers in 2023 and 2024 only

² One (1) of the Four (4) Most Highly Compensated Executive Officers in 2022 only

(b) Compensation of Directors

- In accordance with the Corporation's By-laws, members of the Board do not receive any regular compensation from the Corporation, except for per diems for every regular or special Board meeting, or committee meeting actually attended. For their attendance at the said meetings, members of the Board of Directors receive a per diem ranging from ₱30,000 to ₱200,000.

Summary of Per Diems Received by the Directors

The following table sets out the summary of actual per diems received by all the directors. These per diems contributed to the amount indicated in the “Other Annual Compensation” column in the Summary Compensation Table.

Director	2023				2022			
	Board Meetings	ASM	Committee Meetings	Total	Board Meetings	ASM	Committee Meetings	Total
<i>Amounts in (P'mil)</i>								
Dr. Lucio C. Tan	1.1	0.2	0.0	1.4	0.9	0.2	0.0	1.1
Carmen K. Tan	0.6	0.1	0.0	0.7	0.4	0.1	0.0	0.6
Lucio C. Tan III	0.6	0.1	0.1	0.8	0.4	0.1	0.1	0.6
Eduardo Luis T. Luy	0.0		0.0	0.0	0.0		0.0	0.0
Vivienne K. Tan	0.6	0.1	0.1	0.8	0.4	0.1	0.0	0.6
Michael G. Tan	0.6	0.1	0.1	0.7	0.4	0.1	0.2	0.7
Kyle Ellis Tan	0.6	0.1	0.0	0.7	0.4	0.1	0.0	0.6
Johnip G. Cua	0.6	0.1	0.2	0.9	0.4	0.1	0.2	0.7
Ben C. Tiu	0.6	0.1	0.2	0.9	0.4	0.1	0.2	0.7
Marixi R. Prieto	0.6	0.1	0.1	0.8	0.4	0.1	0.1	0.7
Samuel C. Uy	0.6	0.1	0.2	0.8	0.4	0.1	0.2	0.7
Total	6.1	1.2	1.1	8.4	4.9	1.2	0.9	7.0

- The Corporation’s By-Laws also specify that the directors are entitled to additional compensation in an aggregate amount not exceeding five percent (5%) of the Corporation's net profit before tax. This variable pay plan for the Board of Directors was implemented starting 2005 in accordance with a performance-based schedule and such additional pay for the Board is contingent entirely on the financial results of the Group.

There are no material terms of, nor any other arrangements with regard to compensation as to which directors are compensated, or are to be compensated, directly or indirectly, for any services provided as a director other than those specified in the By-laws.

(c) **Employment Contracts and Termination of Employment and Change-in-Control Arrangements.**

- Executive officers’ compensation consists of a monthly negotiated salary, a fixed monthly allowance, and 13th month pay. Since 2005, a performance-based incentive plan has also been authorized for officers and staff, resulting in additional variable pay which may or may not occur in a reporting year, depending on the Corporation’s audited results from its operations.
- There are no other compensatory plans or arrangements with the named executive officers, which result or will result from the resignation, retirement or any other termination of the executive officer's employment with the Corporation and its subsidiaries or from a change-in-control of the Corporation or a change in the named executive officer's responsibilities following a change-in-control.

(d) **Warrants and Options Outstanding**

The Corporation has no outstanding warrants and options.

Item 7. Independent Public Accountants

- (a) SyCip Gorres Velayo & Co. (SGV) will be recommended to security holders as the Corporation's independent public accountants for the current year (2024). SGV was the Corporation's external auditor for the previous year. SGV has already implemented SRC Rule 68 paragraph 3(b)(iv) which requires the rotation of assignments of audit engagement partners every five (5) years.
- (b) There were no changes in, nor disagreements with, SGV during the last three (3) years or any subsequent interim periods.
- (c) Representatives of the independent public accountants are expected to be present at the Annual Stockholders' Meeting. They will have the opportunity to make a statement if they desire to do so and are expected to be available to respond to appropriate questions.
- (d) The Audit Committee reviewed, evaluated and approved the policies and procedures for the professional services rendered by SGV. The Corporation's Audit Committee is composed of Mr. Ben C. Tiu (until February 28, 2024), as Chairman, with Ms. Vivienne K. Tan, Mr. Johnip G. Cua, Mr. Samuel C. Uy, and Ms. Marixi R. Prieto, as members. During the Audit Committee Meeting held on March 8, 2024, wherein the Committee approved and endorsed SGV to the Board for approval, Ms. Prieto was appointed as the acting Chairman of the meeting.

Item 8. Retirement Plan

The Group's retirement plan covers substantially all of its regular employees and provides benefits based on years of service and compensation on the last year of employment. (For additional details on retirement benefits plan, refer to Notes 18 and 21 of the attached Notes to the Financial Statements on Related Party Transactions and Retirement Benefits, respectively.)

There are no agreements between the Group and any of its directors and executive officers providing for benefits upon termination of employment, except for such benefits to which they may be entitled under the Group's retirement plan.

C. ISSUANCE AND EXCHANGE OF SECURITIES

Item 9. Authorization or Issuance of Securities Other than for Exchange

There are no matters or actions to be taken up in the meeting with respect to the authorization or issuance of securities.

Item 10. Modification or Exchange of Securities

There are no matters or actions to be taken up in the meeting with respect to the modification of the Corporation's securities or the issuance of authorization for issuance of one class of the Corporation's securities in exchange for outstanding securities of another class.

Item 11. Financial and Other Information

- (a) The audited consolidated financial statements of the Group as of December 31, 2023 and 2022, and Management's Discussion and Analysis are attached hereto as Annex C. The Group's Market Price of Shares and Dividends and other data related to the Corporation's financial information are attached hereto as Annex D. The Schedules required under Part IV (e) of Rule 68 are included in the Annual Report (SEC Form 17-A).
- (b) The consolidated financial statements of the Group have been prepared under the historical cost method, except for available-for-sale (AFS) investments, which are carried at fair value.

Item 12. Mergers, Consolidations, Acquisitions and Similar Matters

There are no matters or actions to be taken up in the meeting with respect to merger, consolidation, acquisition by, sale or liquidation of the Corporation.

Item 13. Acquisition or Disposition of Property

There are no matters or actions to be taken up in the meeting with respect to acquisition or disposition of any property by the Corporation.

Item 14. Restatement of Accounts

The consolidated financial statements of the Group have been prepared in compliance with the Philippine Financial Reporting Standards (PFRS).

The accounting policies adopted are consistent with those of the previous financial year except for the adoption of new accounting pronouncements starting January 1, 2023. See Note 2 – Summary of Significant Accounting and Financial Reporting Policies of the attached Notes to the Consolidated Financial Statements for a more detailed discussion.

There are no matters or actions to be taken up in the meeting with respect to the restatement of any asset, capital, or surplus account of the Group.

D. OTHER MATTERS

Item 15. Action with Respect to Reports

The Board of Directors of the Corporation recommends a vote for confirmation, ratification and approval of the following matters:

1. Approval of the Minutes of the Annual Stockholders' Meeting held on May 11, 2023

The minutes of the Annual Stockholders' Meeting held on May 11, 2023 (pages 61 to 78) will be submitted for approval of the stockholders. A copy of the minutes of the Minutes of the 2023 Annual Stockholders' Meeting is attached hereto.

The minutes of the May 11, 2023 Annual Stockholders' Meeting contain the following items:

- i. Call to Order
- ii. Certification of Notice
- iii. Meeting Procedures
- iv. Certification of Quorum
- v. Approval of the Minutes of the Annual Stockholders' Meeting held on 12 May 2022
- vi. Presentation of 2022 Annual Report and Financial Report
- vii. Approval of the Annual Report and the Audited Financial Statements for the year ended 31 December 2022
- viii. Ratification of all Acts, Proceedings and Resolutions of the Board of Directors and Management since the 2022 Annual Stockholders' Meeting up to 11 May 2023
- ix. Election of Directors
- x. Appointment of External Auditor
- xi. Other Matters
- xii. Adjournment

The minutes of the Annual Stockholders' Meeting ("ASM") held on May 11, 2023 contains the following information:

- a. List of directors and officers who attended the ASM;
- b. A description of the voting and vote tabulation procedures used during the ASM;
- c. Matters discussed and resolutions adopted;
- d. A record of the voting results for each agenda item; and
- e. A description of the opportunity given to the stockholders to ask questions

2. Approval of President's Report and the Audited Financial Statements

The President's Report and the Corporation's Audited Financial Statements as of December 31, 2023 will be presented to the stockholders for approval.

Stockholders shall be furnished copies of the above-mentioned reports/minutes on or before the date of the Annual Stockholders' Meeting.

The President's Report will apprise the shareholders of developments during the past year and provide highlights for the ensuing year.

Item 16. Matters not required to be submitted

All matters or actions to be taken up in the meeting require the vote of the security holders.

Item 17. Amendment of Charter, By-laws or Other Documents

The Corporation intends to present, for the approval of stockholders holding at least two-thirds (2/3) of the of the outstanding capital stock , the amendment of the Third Article of its Articles of Incorporation, to change its principal office address from 12/F PNB Allied Bank Center, 6754 Ayala Avenue, Makati City to 7th Floor, Ricogen Building, 112 Aguirre Street, Legazpi Village, Makati City, 1229 Philippines.

Item 18. Other Proposed Actions

- (a) Ratification/Approval of all other acts and resolutions of the Board of Directors duly adopted in the normal course of trade or business, such as election of directors, appointment of officers and external auditors, filing of cases, opening of bank accounts, execution of contracts, procurement of loans, sale and/or acquisition of assets and applications for permits and incentives.
- (b) There are no other acts and resolutions of the Board of Directors from May 11, 2023 up to the present that need ratification.

Item 19. Voting Procedures

- (a) Vote Required for Approval of Matters/Election of Directors:
 - Approval of Minutes of Previous Stockholders' Meeting - majority vote
 - President's Report - majority vote
 - Financial Report on Results of Operations for 2023 – majority vote
 - Audited Financial Statements - majority vote
 - Amendment of the Third Article of the Articles of Incorporation to Change the Principal Office Address - affirmative vote of stockholders holding at least 2/3 of the outstanding capital stock
 - Ratification/Approval of all Acts and Resolutions of the Board of Directors - majority vote
 - Election of Directors - The eleven (11) nominees with the highest number of votes will be elected directors.
 - Appointment of External Auditors - majority vote.
- (b) Method By Which Votes Will Be Counted

The Company's By-laws does not prescribe a specific manner of voting by stockholders. For this year's Annual Stockholders' Meeting, the Board of Directors approved a resolution allowing stockholders to participate in the meeting via remote communication and to vote *in absentia* or by proxy.

Stockholders as of Record Date who have successfully registered their intention to participate in the annual meeting via remote communication and to vote *in absentia*, duly verified and

validated by the Corporation, shall be provided with unique log-in credentials to securely access the voting portal.

Stockholders and proxy holders can then cast their votes on specific matters for approval, including the election of directors. Each common share shall be entitled to one vote. The votes of the stockholders or proxy holders must be cast on or before May 3, 2024.

Total votes cast shall be accounted for/tabulated manually during the meeting. Only the Corporate Secretary and staff of Stock and Transfer Agent are the persons authorized to count the votes.

Pursuant to the Corporation's By-laws, duly accomplished proxy forms must be submitted to the Corporate Secretary at least ten (10) business days before opening of the annual meeting. Duly accomplished proxies must be submitted via email to macasm@macroasiacorp.com, not later than April 24, 2024. A sample format of the proxy form for individual, corporate stockholder and PCD participants/brokers is hereto attached as part of the *Guidelines for Participating via Remote Communication and Voting In Absentia* and are also available at the Corporation's website at <http://www.macroasiacorp.com/asm>.

The Corporate Secretary will lead the validation of proxies, in coordination with the Corporation's stock and transfer agent. Any questions and issues relating to the validity and sufficiency of proxies, both as to form and substance, shall be resolved by the Corporate Secretary. The Corporate Secretary's decision shall be final and binding on the stockholders, and those not settled at such forum shall be deemed waived and may no longer be raised during the meeting.

The detailed guidelines for participation and voting for this meeting are set forth in the "Guidelines for Participating via Remote Communication and Voting *in Absentia*" on pages 86-88.

UNDERTAKING

Upon written request of the stockholders, the Corporation undertakes to furnish a copy of SEC Form 17-A and SEC Form 17-Q (2024 First Quarter Report) free of charge. Any written request for a copy of SEC Form 17-A and SEC Form 17-Q (2024 First Quarter Report) shall be addressed to the following:

**MACROASIA CORPORATION
12th Floor PNB Allied Bank Center
6754 Ayala Avenue, Makati City**

**Attention: Ms. Gladys Lorraine S. Pastrana
Assistant Compliance Officer/
Investor Relations Manager**

At the discretion of management, a charge may be made for exhibits, provided such charge is limited to reasonable expenses incurred by the Corporation in furnishing such exhibits.

SIGNATURE PAGE

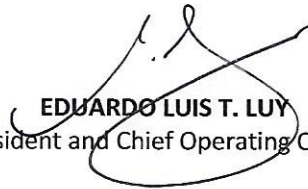
Pursuant to the requirements of the Securities Regulation Code, the Corporation has duly caused this report to be signed on its behalf by the undersigned hereto duly authorized.

After reasonable inquiry and to the best of our knowledge and belief, the Corporation certifies that the information set forth in this report is true, complete and correct. This report is signed on 27 March 2024 at Makati City.


MACROASIA CORPORATION

Registrant

By:



EDUARDO LUIS T. LUY
President and Chief Operating Officer



AMADOR T. SENDIN
Chief Financial Officer, Chief Risk
Officer and SVP for Administration



ATTY. FLORENTINO M. HERRERA III
Corporate Secretary

ANNEX A – DIRECTORS AND EXECUTIVE OFFICERS

Term of Office

The Directors' term of office is one year. Election for the Board of Directors is conducted during the annual stockholders' meeting held every second Thursday of May.

Board of Directors*

The following are the incumbent members of the Board of Directors:

Name	Position	Committee Membership
Dr. Lucio C. Tan	Chairman of the Board and Chief Executive Officer	Chairman – Investment Committee
Carmen K. Tan	Director	Member – Investment Committee
Lucio C. Tan III	Director	Member – Corporate Governance, Related Party Transactions, Compensation and Investment Committees
Eduardo Luis T. Luy	President and Chief Operating Officer	Member – Investment and Mining Committees
Vivienne K. Tan	Director	Member – Audit, Risk Management and Investment Committees
Michael G. Tan	Director	Member – Compensation and Mining Committees
Kyle Ellis C. Tan	Treasurer	Member – Mining Committee
Johnip G. Cua	Director	Chairman – Compensation, Mining and Retirement Plan Committees Member – Audit, Corporate Governance, Related Party Transactions, Investment and Risk Management Committees
Ben C. Tiu**	Lead Independent Director	Chairman – Audit Committee Member – Corporate Governance, Related Party Transactions, Compensation, Risk Management, Investment, Mining and Retirement Plan Committees
Marixi R. Prieto	Independent Director	Chairperson – Corporate Governance and Related Party Transactions Committees Member – Audit and Risk Management Committees
Samuel C. Uy	Independent Director	Chairman – Risk Management Committee Member – Corporate Governance, Audit, Related Party Transactions and Compensation Committees

*The Directors' term of office is one year. Election for the Board of Directors is conducted during the annual stockholders' meeting held every second Thursday of May.

**Resigned effective on February 28, 2024

Nominees

The following are the Final List of Candidates for directors as determined by the Corporate Governance Committee of the Corporation:

- | | | |
|---------------------|---|-------------------------------------|
| 1. Dr. Lucio C. Tan | – | Executive Director (Chairman & CEO) |
| 2. Carmen K. Tan | – | Non-Executive Director |
| 3. Lucio C. Tan III | – | Non-Executive Director |

4. Eduardo Luis T. Luy	–	Executive Director (President & COO)
5. Vivienne K. Tan	–	Non-Executive Director
6. Michael G. Tan	–	Non-Executive Director
7. Kyle Ellis C. Tan	–	Executive Director (Treasurer)
8. Johnip G. Cua	–	Non-Executive Director
9. Samuel C. Uy	–	Independent Director
10. Diwa C. Guinigundo	–	Independent Director
11. Ramon Pancratio D. Dizon	–	Independent Director

Dr. Lucio C. Tan. Mr. Tan, 89, Filipino, has served as Chairman of the Board of Directors since July 2015 and as Chief Executive Officer since December 14, 2015. Chairman of Absolut Distillers, Inc., Alliedbankers Insurance Corporation, Allianz PNB Life Insurance, Air Philippines Corporation, Asia Brewery, Inc., Asian Alcohol Corporation, Basic Holdings Corporation, Buona Sorte Holdings, Inc., Eton Properties Philippines, Inc., Fortune Tobacco Corporation, Foremost Farms, Inc., Grandspan Development Corporation, Himmel Industries, Inc., Philippine Airlines, Inc., PMFTC Inc., Progressive Farms, Inc., PAL Holdings, Inc., Tanduay Distillers, Inc., Tanduay Brands International, Inc., Tangent Holdings Corporation, The Charter House, Inc., Trustmark Holdings Corporation, University of the East, Zuma Holdings and Management Corporation. He is also the Chairman Emeritus of Philippine National Bank.

He holds a Bachelor of Science degree in Chemical Engineering from Far Eastern University. Dr. Lucio Tan holds a Doctor of Philosophy degree, Major in Commerce from the University of Santo Tomas in 2003 and is an awardee of several other honorary Doctorate degrees. He holds a Bachelor of Science degree in Chemical Engineering from Far Eastern University.

Carmen K. Tan. Mrs. Tan, 83, Filipino, has served as a Director of the Corporation since July 2012. Aside from her membership in the Board of Directors of the Corporation, Ms. Tan is also the Vice Chairman of Philippine Airlines, Inc. and Director of Air Philippines Corporation, Asia Brewery, Inc., Buona Sorte Holdings, Inc., Foremost Farms, Inc., Dynamic Holdings, Ltd, Eton City, Inc., Fortune Tobacco Corporation, Himmel Industries, Inc., PAL Holdings, Inc., PMFTC Inc., Progressive Farms, Inc., Tanduay Distillers, Inc., Manufacturing Services and Trade Corporation, Sipalay Trading Corporation, Saturn Holdings, Inc., Tangent Holdings Corporation, Trustmark Holdings Corporation and Zuma Holdings and Management Corporation. She is also a Member of the Board of Advisors of Philippine National Bank.

Mrs. Tan is a distinguished alumna of the Paco Chinese School and the University of the East, Manila.

Lucio C. Tan III, Mr. Tan, 31, Filipino, has served as Director of the Corporation since December 2019. He is the President of the Lucio Tan Group, Inc. (LTG). In May 2023, he assumed the position of President at PAL Holdings, Inc. (PHI), the parent company of the country's flag carrier, Philippine Airlines (PAL). He continues to serve as President of Tanduay Distillers, Inc., a role he has held since 2019. Mr. Tan is likewise the Vice Chairman and President of Sabre Travel Network Phils. Inc, and Vice President of Dunmore Development Corporation. He is also a Director in various companies including Ali-Eton Property Development Corp., Eton City, Inc., First Homes, Inc., Lufthansa Technik Philippines, PMFTC, PNB Holdings Corporation, Philippine National Bank. In addition to his responsibilities at LTG and its various companies, Mr. Tan is also a member of the Private Sector Advisory Council (PSAC) Tourism Sector.

Mr. Tan possesses a strong background in engineering and technology, holding a Bachelor's degree in Electrical Engineering and a Master's degree in Computer Science from Stanford University. He was a software engineer at Lyft in the Bay Area before gradually transitioning into

different business units within LTG and PHI. During his university days, he was honored with the Stanford University Frederick E. Terman Award, which is awarded to the top 5% of Stanford University engineering undergraduates.

Eduardo Luis T. Luy. Mr. Luy, 30, Filipino, has served as President and Chief-Operating-Officer of the Corporation since October 8, 2021. He served as Director and Treasurer of the Corporation from December 12, 2019 to October 7, 2021. He is also the Chairman and President of the following corporations: MacroAsia Catering Services, Inc., MacroAsia SATS Food Industries Corporation, MacroAsia SATS Inflight Services Corporation, MacroAsia Airport Services Corporation, MacroAsia Properties Development Corporation, MacroAsia Air Taxi Services, Inc., MacroAsia Mining Corporation, MMC Management and Development Corporation, Bulawan Mining Corporation, Allied Water Services, Inc., Naic Water Supply Corporation, Aqualink Resources Development, Inc., Mabini Pangasinan Resources Development Corporation, Tera Information and Connectivity Solutions, Inc.; Chairman of the following corporations: First Aviation Academy, Inc., Water Business Solutions, Inc., Cavite Business Resources, Inc., SNV Resources Development Corporation, Boracay Tubi System, Inc., New Earth Water System, Inc., Monad Water and Sewerage Systems, Inc., AlliedKonsult Eco-Solutions Corporation, Cavite AlliedKonsult Service Corporation and Summa Water Resources, Inc.; and Director of Lufthansa Technik Philippines, Inc., since October 8, 2021 and Japan Airport Service Co., Ltd. since November 2021. He worked in Reyes Tacandong & Co. from 2015-2018.

Mr. Luy holds a Master's degree in Business Administration from Asian Institute of Management and a Bachelor of Science degree in Business Administration from the University of the Philippines-Diliman.

Vivienne K. Tan. Ms. Tan, 55, Filipino, has served as Director of the Corporation since July 2019. She also serves as a member of the Board of Directors of: LT Group, Inc., Eton Properties Philippines, Inc., PNB and Philippine Airlines, Inc. She is a member of the Board of Trustees of University of the East, University of the East Ramon Magsaysay Memorial Medical Center and De La Salle - College of Saint Benilde. She is an Executive Director of Dynamic Holdings Limited. Ms. Tan is also the Founding Chairperson of Entrepreneurs School of Asia, and is the Founder and President of the Thames International Business School.

Ms. Tan has a Bachelor of Science Double Degree in Mathematics and Computer Science from the University of San Francisco, USA. She also has a Post-Graduate Diploma in Fashion Design and Manufacturing Management from the Fashion Institute of Design and Merchandising in Los Angeles.

Michael G. Tan. Mr. Tan, 57, Filipino, has served as Director since July 17, 2015. He is the President and Chief Operating Officer of Asia Brewery, Inc. Mr. Tan is also a Director of LT Group, Inc. (LTG) and was its President and Chief Operating Officer (COO) from 2012 until May 2023. Mr. Tan led the Initial Public Offering (IPO) of LTG in 2013, the country's largest at that time. Mr. Tan is a member of the ASEAN Business Advisory Council (ASEAN BAC) representing the Philippines, a Vice President of the Federation of Filipino Chinese Chambers of Commerce & Industry, Inc. (FFCCCI) and is a Director and Vice President of the Philippine Chamber of Commerce and Industry (PCCI) and a Trustee of Help Educate and Rear Orphans (HERO) Foundation, Inc. In October 2022, he was appointed as a member of the Private Sector Advisory Council which is tasked to provide the Philippine President with advice and recommendations for economic reforms.

Mr. Tan holds a Bachelor of Science degree in Applied Science in Civil Engineering, major in Structural Engineering, from the University of British Columbia in Canada.

Kyle Ellis C. Tan. Mr. Tan, 27 Filipino, has served as Treasurer and Director of the Corporation since October 8, 2021. He is the President and Chief Executive Officer of Eton Properties Philippines, Inc. Mr. Tan is also the President at Landcom Realty Corporation and a Director at Maranaw Hotels & Resort Corporation. Beyond his roles in real property development and hotel management, Mr. Tan was also behind the international expansion of Tanduay, a globally recognized spirits and liquor brand. Early this year, he took over the role of Chief Operating Officer (COO) at Tanduay Distillers, Inc. He currently serves as Director and COO at Himmel Industries, Inc. and Manufacturing Services & Trade Corporation. He also holds the position of Vice Chairman and Director of Pan Asia Securities Corporation and Vice President of Kilter Realty & Development Corporation. Mr. Tan is also a Director of several companies including Victorias Milling Company Inc., PNB Global Remittance and Financial Co. (HK) Ltd, Grandspan Development Corporation, Allied Club, Inc., and Asia's Emerging Dragon Corporation. Prior to joining the Lucio Tan Group, he was a full-time software engineer at Microsoft.

He graduated Magna Cum Laude with a Bachelor's degree in Computer Engineering from the University of Southern California, where he also finished his Master's degree in Computer Science.

Johnip G. Cua. Mr. Cua, 67, Filipino, has served as Director of the Corporation since 2006. He was formerly the President of Procter & Gamble Philippines Inc. (1995-2006). He currently serves as the Chairman of the Board of the P&Gers Fund Inc. (since 2009) and Xavier School, Inc. (since 2012), and the Chairman & President of Taibrews Corporation (since 2011). Additionally, he serves as a member of the Board of Trustees of Xavier School Educational & Trust Fund (since 1996) and MGCC Foundation (since 2015).

Mr. Cua is an Independent Director of the following corporations: Philippine Airlines Inc. (since 2014), PAL Holdings Inc. (since 2014), Century Pacific Food Inc. (since 2014), LT Group Inc. (since 2018), Tanduay Distillers Inc. (since 2018), Asia Brewery Inc. (since 2018), MacroAsia Catering Services, Inc. (since 2007), MacroAsia Airport Services Corp. (since 2007), MacroAsia Properties Development Inc. (since 2013), PhilPlans First Inc. (since 2009), and First Aviation Academy Inc. (since 2017).

Mr. Cua is also a member of the Board of Directors of the following corporations: Allied Botanical Corporation (since 2012), Alpha Alleanza Manufacturing Inc. (since 2008), Bakerson Corporation (since 2002), Interbake Marketing Corporation (since 1991), Lartizan Corporation (since 2007), Teambake Marketing Corporation (since 1994), and Zenori Corporation (since 2018).

Mr. Cua holds a Bachelor of Science degree in Chemical Engineering from the University of the Philippines.

Samuel C. Uy. Mr. Uy, 70, Filipino, has served as Independent Director since April 30, 2018. He is the President and CEO of 3S Realty Corporation (since 2007) and Toril Sports Complex (since 2008). He is also the Vice-President since 1986-2019 of Kaunlaran Development Corporation and Davao Farms Incorporated and became the President since 2020. He is also the Vice-President of Asaje Hotels (since 2020), Dimdi Centre Inc. (since 1986) and Daland Development Corporation. He is the Treasurer for Dimdi Builders Inc. and Asaje Realty Corp. (since 2020).

Mr. Uy is also a director of Honda Cars Gensan, and an Independent Director of Philippine Airlines, Inc. (since March 2017).

Mr. Uy holds a Bachelor of Science degree in Agriculture from Xavier University. He also studied Bachelor of Science in Management at the Ateneo de Manila University.

Diwa C. Guinigundo. Mr. Guinigundo, 69, Filipino, was nominated to be an Independent Director of the Corporation. He is a former Deputy Governor of the Bangko Sentral ng Pilipinas (BSP) and served the BSP for 41 years, handling monetary policy, treasury operations, loans and credit, asset management, currency management, regional operations and international operations. As BSP deputy governor, he chaired the BSP's Monetary Policy Strategy Committee. He was vice-chairman of the BSP's Investment Management Committee and the central bank's Provident Fund. He also represented the central bank in cabinet-level NEDA Board, National Food Authority, Development Budget Coordination Committee, Economic Cluster, and Trade and Related Matters. He served as Alternate Executive Director at the International Monetary Fund in Washington, DC from 2001-2003. Earlier, he was Head of Research at The SEACEN (Southeast Asian Central Banks) Research and Training Centre in Kuala Lumpur from 1992-1994.

He writes weekly columns for the Manila Bulletin and BusinessWorld. He is a member of the Advisory Panel of the Sim Kee Boon Institute for Financial Economics of Singapore Management University. He is also a member of the Board of Advisors of the International Care Ministries. He is also an external advisor to Bain & Company. He is also an independent director of the AIA Philippines Investment Management and Trust Corporation where he chairs the Board's Governance Committee. He chairs the Advisory Panel of the ASEAN + 3 Macroeconomic Research Office based in Singapore for 2023-2024. Since October 2023, he has been the principal advisor of New York-based GlobalSource Partners for the Philippines.

Mr. Guinigundo graduated AB class valedictorian, cum laude, at the University of the Philippines School of Economics. He earned his M.Sc. in Economics at the London School of Economics as a scholar of the then Central Bank of the Philippines. He holds an honorary Doctor of Divinity (DD) degree from the Promise Christian University in Los Angeles, California. He taught economics at the University of the Philippines Manila and St. Scholastica's College .

Ramon Pancratio D. Dizon. Mr. Dizon, 63, Filipino, was nominated to be an Independent Director of the Corporation. He also serves as Independent Director of PAL Holdings, Inc., DigiPlus Interactive Corp., and MegaLink Inc., and Senior Consultant of Monde Nissin Corporation. He was a former senior partner of SGV & Co. and has more than 40 years of professional experience in advisory and assurance services & Co. He is a member of the Management, Leadership, Appointment and Executive Committees of SGV. He held leadership positions in SGV/EY, as Head of Transaction Advisory Services; Risk Advisory Services; Market Group and Head of Training & Methodology. He led the Firm's programs and various initiatives related to service quality and productivity/efficiency. He also spearheaded SGV's first ISO 9001 Certification for the Audit Division. He worked in the Chicago office of an international accounting firm and with its Center for Professional Education.

Mr. Dizon holds a Bachelor's degree in Commerce major in Accounting (Cum Laude) from Polytechnic University of the Philippines (1980). He holds a Master in Business Management from Asian Institute of Management (Manila, 1988). He also completed the Advanced Management Program, Harvard Business School (Boston, 2011), Strategic Business Leadership Programme of INSEAD (Singapore, 2008), Journey to the Boardroom Program and Harvard Business Publishing Corporate Learning (2019). He is an Asean CPA, Member of the Philippine Institute of Certified Public Accountants (since 1981) and Member of the Management Association of the Philippines, FINEX Philippines, and the Harvard Business School Club of the Phil.

Executive Officers

Name	Position
Atty. Marivic T. Moya	Senior Vice President - Human Resources, Legal and External Relations, Chief Compliance Officer / Corporate Information Officer
Amador T. Sendin	Chief Financial Officer, Chief Risk Officer, Senior Vice President - Administration
Belgium S. Tandoc	Vice President - Business Development/ Data Protection Officer
Rhodel C. Esteban	Vice President – Commercial / Chief Sustainability Officer
Atty. Florentino M. Herrera III	Corporate Secretary

Atty. Marivic T. Moya. Ms. Moya, 64, Filipino, has served as an Executive Officer since May 1999. She is the current Senior Vice President for Human Resources, Legal and External Relations, Chief Compliance Officer and the Chief Information Officer of MacroAsia Corporation. Prior to this, Atty. Moya was the Vice President for Human Resources, Legal and External Relations of MacroAsia Corporation and Compliance Officer (1999-2019).

She is involved in MacroAsia Catering Services Inc. (Corporate Secretary since 2004 and Director from June 2019 to March 2021), MacroAsia SATS Food Industries Corporation (Corporate Secretary since 2015), MacroAsia SATS Inflight Services Corporation (Corporate Secretary and Director from June 2019 to March 2021), MacroAsia Airport Services Corp. (Corporate Secretary since 2004), MacroAsia Properties Development Corp. (Corporate Secretary since 2004 and Director since 2019); Asia’s Emerging Dragons Corp.(Corporate Secretary since 2017) , MacroAsia Air Taxi Services, Inc. (Corporate Secretary since 2004 and Director since 2018); MacroAsia Mining Corp. (Corporate Secretary and Director since 2000), SNV Resources Development Corp., Boracay Tubi System, Inc. (Corporate Secretary and Director until 2020), First Aviation Academy, Inc. (Corporate Secretary since 2017 and Director since 2019), Summa Water Resources, Inc. (Corporate Secretary since October 2018 and Director until 2020), Naic Water Supply Corporation (Corporate Secretary since 2020 and Director since 2017), Watergy Business Solutions Inc. (Director since 2014 and Treasurer since October 2020), Cavite Business Resources Inc. (Director since 2012 and Treasurer since October 2020), Alliedkonsult Eco-solutions Corporation and Cavite Alliedkonsult Services Corporation (Director from September 2019 to October 2021 and Corporate Secretary since September 2019); Aqualink Resources Development Corporation (Corporate Secretary since April 2021); Tera Information and Connectivity Solutions, Inc. (Corporate Secretary since February 2021).

She is currently the Assistant Corporate Secretary of LT Group and PAL Holdings, Inc. and served as the Corporate Secretary of MacroAsia Corporation from 2004 to 2014. She is also the Corporate Secretary of Philippine Airlines, Inc. (since 2014). She worked with various Government Institutions from 1987 to 1999, holding key positions such as Legal Officer of the National Bureau of Investigation (NBI) from 1987-1989, Arbitration Specialist of Philippine Overseas Employment Administration (POEA) from 1989 to 1990, Director II (Chief, Legal Service) of Philippine Health Insurance Corporation from 1990 to 1996 and Graft Investigation Officer II at the Office of the Ombudsman from 1997 to 1999. She also held the position of Human Resources Manager of Grand Air from 1996 to 1997. She was a member of the Board of Trustees of the University of Santo Tomas Law Alumni Association (2010-2013).

Atty. Moya holds a Juris Doctor degree from the University of Santo Tomas and a Bachelor of Arts degree, Major in Child Study from Maryknoll College.

Amador T. Sendin. Mr. Sendin, 61, Filipino, a Certified Public Accountant (CPA), has served as an Executive Officer since October 2003. He is the current Chief Financial Officer (since 2012), Chief Risk Officer and Senior Vice President for Administration of MacroAsia Corporation. He is also the Treasurer of MacroAsia Properties Development Corporation (since 2013), Summa Water Resources, Inc. (since 2018), AlliedKonsult Eco-Solutions Corporation, Cavite AlliedKonsult Services Corporation (since 2019), and the Treasurer and Director of MacroAsia Airport Services Corporation (since 2011), MacroAsia Air Taxi Services, Inc. (since 2011), MacroAsia Mining Corporation (since 2004), Boracay Tubi System, Inc. (since 2017), Bulawan Mining Corporation (since 2018), First Aviation Academy Inc. (since July 2019), MacroAsia Catering Services Inc., MacroAsia SATS Food Industries Corporation, MacroAsia SATS Inflight Services Corporation (since 2019), Naic Water Supply Corporation (since 2020) and Aqualink Resources Development, Inc. (since 2021). He is currently the President of SNV Resources Development Corp. (since 2013), Cavite Business Resources Inc. (since 2016), Watergy Business Solutions, Inc. (since 2016), and a Director of Cebu Pacific Catering Services, Inc. (since 2004).

Prior to this, Mr. Sendin was the Vice President for Business Development and Administration of MacroAsia Corporation (2003-2019), President and Director of Naic Water Supply Corporation (2017-2019), Treasurer and Director of Cavite Business Resources, Inc. (2013-2015), Watergy Business Solutions, Inc. (2012-2015), Finance Manager of MacroAsia Catering Services, Inc. (2000-2003), and Finance Controller of MIASCOR Catering (1998-2000). He was the Operations Head of Amikris Enterprises (1993-1998) and a Resource Person of the Central Bank Institute (1992-1997). He was Projects Supervisor for SAS Service Partners/Saudia Catering in KSA (1992-1993). Mr. Sendin started his career with the Central Bank of the Philippines from 1983-1992, rising from a staff position until he became Division Chief/Staff Officer A.

Mr. Sendin is a holder of Masters in Accountancy from Polytechnic University of the Philippines, Bachelor of Science in Psychology from St. Louis University, and a Certificate in Organizational Development in 2000. He has also completed a Management Development Program in Switzerland.

Belgium S. Tandoc. Mr. Tandoc, 54, Filipino, a Certified Financial Consultant and Certified Data Protection Officer, has served as Vice-President for Business Development since July 2019. He joined the Business Development group of MacroAsia Corporation in March 2017. He is currently the Treasurer of Cavite Business Resources, Inc. and Director of Aqualink Resources Development, Inc. and MacroAsia Mining Corporation. Prior to joining the company, Mr. Tandoc served as the Vice-President – Finance and Business Development for SCCI Advisors and SCCI Management and Insurance Agency, Inc. from 2004 to 2016 where he led and implemented various private and government projects including packaging LGU Bond flotations. Mr. Tandoc started his career as a Business Analyst at Credit Information Bureau, Inc. in 1991 and left as a Group Head in 1994. From there he moved up to various positions in several investment houses and management & financial advisory companies where he worked in various fields including investment banking, corporate finance, credit, treasury and project development.

He holds a Bachelor of Science in Business Administration – Management and Bachelor of Science in Social Work degrees from the Pamantasan ng Lungsod ng Maynila. He is a member of the Financial Executives of the Philippines and a member/representative of German-Philippine Chamber of Commerce and Industry.

Rhodel C. Esteban. Mr. Esteban, 60, Filipino, has served as Vice-President for Commercial since August 2023 and Chief Sustainability Officer since December 2023. He is also the Chief Operating Officer of the MAC Food Group (the commissary and the 2 inflight kitchens in Ninoy Aquino International Airport). Mr. Esteban used to be an Air Traffic Controller and has international

experience in airline catering, having worked in the Middle East in the early part of his career. He is also experienced in duty-free merchandising, purchasing, marketing and sales. He joined the MAC Group initially as Sales Manager for Lufthansa Technik Philippines, Inc. in 2001. In 2007, he became General Manager (GM) for MacroAsia Catering Services, Inc. (MACS), replacing an expat GM. Under his leadership, MACS built two subsidiaries, MacroAsia SATS Inflight Services Corporation (MSIS) which handles the Philippine Airlines (PAL) Inflight Kitchen and MacroAsia SATS Food Industries Corporation (MSFI) which operates the food commissary in Muntinlupa City.

He holds a Bachelor of Science in Aeronautical Engineering, Major in Air Transport Engineering from PATTS College of Aeronautics.

Atty. Florentino M. Herrera III. Atty. Herrera, 72, Filipino, appointed as Corporate Secretary in December 2014. He is the founding partner of Herrera Teehankee & Cabrera Law Offices (established in 1986). He was formerly a Partner of one of the largest law offices in the Philippines. He has been engaged in the general practice of law for the past forty-seven (47) years specializing in corporate law practice as counsel for various companies.

Atty. Herrera holds a Bachelor of Arts in Political Science degree and a Bachelor of Laws degree (Cum Laude, Salutatorian) both from the University of the Philippines.

ANNEX B – NATURE AND SCOPE OF BUSINESS

A. MacroAsia Corporation: Parent Company as a Holding Company

MacroAsia Corporation (MAC) used to be Infanta Mineral & Industrial Corporation (IMIC) which was incorporated in the Philippines on February 16, 1970 to engage in the business of geological exploration and development. IMIC operated the Infanta Nickel Mine in Brooke’s Point, Palawan during the 1970’s and exported nickel ore to Japan until it ceased commercial mining operations due to low nickel prices then. Its Articles of Incorporation was amended on January 26, 1994 to change its primary purpose from geological exploration and development to that of engaging in the business of a holding company and to change its corporate name to Cobertson Holdings Corporation. On November 6, 1995, the SEC approved the amendment to the Company’s Articles of Incorporation to change its name from Cobertson Holdings Corporation to its present name, MacroAsia Corporation.

MacroAsia Corporation began commercial operations as a holding company under its amended charter in 1996. Being a holding company, it pursues its interests mainly in aviation services, non-airline food services and water concessions and utilities through its various subsidiaries and associates. The Group’s revenues at present are derived primarily from aviation-related support businesses. It provides aircraft maintenance, repairs and overhaul (MRO) services, in-flight catering services, airport ground handling services, aviation school, and operates a special economic zone at the Ninoy Aquino International Airport (NAIA). Non-airline sources of income for the group includes catering for institutional clients, and water concessions and utilities.

For the last three years as of reporting date, neither MAC nor any of its subsidiaries/associates has ever been the subject of any bankruptcy, receivership, or similar proceedings. During this period, MAC and its related entities also had no material reclassifications, mergers, consolidation or purchase of significant amount of assets not in the ordinary course of business. Likewise, none of the companies issued debt securities like bonds or offered company securities to the investing public. As a services provider, there were no material or major expenses for research and development.

B. Strategic Business Units

The Company’s key business groups representing each of its strategic business units (SBU) are as follows:

- 1) **Food Services** - this refers to food products and services utilizing MAC-owned facilities or those of clients which MAC subsidiaries are designated to operate.

<i>Name of Company</i>	<i>Products and Services</i>	<i>Business Development (Last 3 years)</i>
a. MacroAsia Catering Services, Inc. (MACS): 67% owned by MAC; 33% owned by SATS, Singapore. This subsidiary was incorporated on October 25, 1996.	Provides airline catering to majority of foreign airlines operating in NAIA, Philippines, and also services the catering requirements of institutional clients.	This foreign airlines kitchen remains to be the biggest and preferred caterer for foreign airlines in NAIA, with sales volume totaling 3.7 million meals in 2023, 2.1 million in 2022 and 0.6 million in 2021. As of Dec. 2023, this kitchen had 446 total staff.

<p>This JV competes with a smaller inflight operator in NAIA.</p>		
<p>b. MacroAsia SATS Inflight Services Corp. (MSISC).</p> <p>This company is a wholly-owned subsidiary of MACS.</p> <p>Its incorporation date is May 16, 2016.</p>	<p>Operates solely the PAL Inflight Kitchen near NAIA Terminal 2 since March 2019, and as such, depends only on the catering requirements of Philippine Airlines, a related party, in its base in NAIA.</p>	<p>The PAL Kitchen generated sales volume of 6.9 million meals in 2023, 4.5 million in 2022 and 1.1 million in 2021.</p> <p>As of Dec. 2023, this kitchen had 751 total staff.</p>
<p>c. MacroAsia SATS Food Industries Corporation (MSFI).</p> <p>This company is a wholly-owned subsidiary of MACS.</p> <p>This JV associate was incorporated on July 14, 2015.</p> <p>The market for this business is fragmented and MSFI is one of the bigger service providers, winning various tenders it has been joining.</p>	<p>This company operates a commissary/central kitchen in a MacroAsia-owned land in Muntinlupa City.</p> <p>It provides food products mostly to non-airline clients (institutional/business accounts). It also performs food services management in several facilities (like banks, head office buildings, etc.).</p>	<p>Focusing on non-airport meal sales, its equivalent sales volumes in 2023 is 11.9 million meals, 8.3 million in 2022 and 1.1 million in 2021.</p> <p>As of Dec. 2023, this central kitchen and its related locations had 477 total staff.</p>
<p>d. Cebu Pacific Catering Services, Inc. (CPCS).</p> <p>This company is 40% owned by MAC, 40% by Cathay Pacific Catering Services of Hongkong and 20% by MGO Group of Cebu</p> <p>There is no inflight catering competitor for this JV in Mactan, Cebu.</p>	<p>The JV operates an inflight kitchen in the Mactan Economic Processing Zone near Mactan, Cebu Intl Airport.</p> <p>It is the sole inflight kitchen in that area and services domestic and foreign airlines operating in Cebu.</p>	<p>This inflight kitchen generated volumes of 202,661 meals sold in 2023 since it re-started its operations in March 2023.</p> <p>The inflight kitchen was under care and maintenance in 2021 and 2022 due to minimal airline passenger catering in the airport during those years.</p> <p>As of Dec. 2023, this kitchen had 91 total staff.</p>

Sources and Availability of Raw Materials:

Most of the raw materials are sourced locally, although for specialized menus as required by airlines, a number of imported items are utilized. There were no meal production disruptions for the last three years arising from raw materials shortage. In case of items impacted by temporary shortages, substitute products are made available with conformity by clients. MACS has a bonded warehouse license and can import raw materials without customs duties/taxes based on the condition that the output product is re-exported to airline clients.

Government Approval/Concessions:

The facilities for the foreign airlines kitchen (MACS) and the PAL Kitchen (MSISC) are government properties in the airport and are subject of lease agreements that are being renewed from time to time. MACS, MSISC and CPCS also are accredited by the respective Airport Authority [Manila International Airport Authority (MIAA) or Mactan Cebu International Airport Authority (MCIAA)] as concessionaires to be able to operate inside the airport.

Risks and Opportunities:

During the last 3 years, the major risk faced by the food business units is related to the curtailment of mobility due to the measures implemented by governments to contain Covid-19. The restrictions on airline travel in 2020 to early part of 2023 constrained the available airline catering market such that topline pressure was felt by the three inflight kitchens. To address this concentration risk on airline catering, the MAC Food Group focused on growing its revenue portfolio base to include non-airline clients, specifically focusing on big institutional clients outside the airport. By December 2023, the revenue mix for the food group consists of 30% as non-airline related meal sales. As we ended 2023, most restrictions on travel were lifted, and passenger volumes for many sectors were already exceeding pre-pandemic levels.

2) Gateway Services (Groundhandling)

<i>Name of Company</i>	<i>Products and Services</i>	<i>Business Development (Last 3 years)</i>
<p>a. MacroAsia Airport Services Corporation (MASCORP): 80% owned by MAC; 20% owned by Konoike, Japan. This subsidiary was incorporated on September 12, 1997.</p> <p>This JV competes with several groundhandlers in the Philippines, but this JV has the largest presence in the country, as it operates in 22 airports in the Philippines.</p>	<p>Provides ground handling (pax services, ramp services, baggage and cargo handling, GSE maintenance, other terminal services) to local airline base clients (related parties) and foreign airlines operating in NAIA,</p>	<p>The groundhandling business depends on the number of flights handled in the airport. For 2023, MASCORP handled 182,303 flights in 2023, 134,262 in 2022 and 70,457 in 2021.</p> <p>As of Dec. 2023, the company had 8,133 total staff.</p>
<p>b. MacroAsia Air Taxi Services, Inc. (MAATS).</p> <p>This is a wholly-owned subsidiary of MAC, that was incorporated on June 4, 1996.</p>	<p>Represents the heavy base maintenance clients of Lufthansa Technik Philippines with respect to government permits (CAAP,</p>	<p>Its business is dependent on the volume of LTP clients that require the services of MAATS.</p>

<p>Its main business is to service the foreign airline clients of LTP by providing services similar to groundhandling for fixed-based operators.</p>	<p>MIAA, BOC, Immigration, etc.).</p>	<p>As of Dec 2023, this business unit had 7 total staff.</p>
<p>c. Japan Airport Service Co., Ltd. (JASCO).</p> <p>This JV is owned 30% by MAC and 70% by Konoike Transport (Japan). It was founded on March 25, 1960.</p> <p>It operates solely in Narita, Japan and competes with other ground handlers in that airport.</p>	<p>Performs ground handling activities (flight operation management, baggage handling, pax assistance services, cabin cleaning, aircraft loading/unloading, cargo/mail handling, etc.) in Narita Airport, Japan.</p> <p>It services local Japanese airlines and foreign airlines.</p>	<p>Its business is dependent on the volume of flights of its clients in Narita Airport. It has handled 12,879 flights in 2023, 7,280 flights in 2022 and 5,988 flights in 2021.</p>

Sources and Availability of Raw Materials:

Ground handling services have no substantial requirements for raw materials, compared to catering.

Government Approval/Concessions:

Ground handling is a regulated airport activity, and leases of spaces from the airport (government-owned), concession licenses and airport passes are required from airport authorities. These are secured by our companies through agreements with airport authorities and payment of concession fees and leases.

Risks and Opportunities:

During the last 3 years, the major risk faced by ground handling business are related to the closure of regular airline travel. During the restriction of regular travel in airports, aircraft movements that were handled pertained to repatriation flights mounted by the government. By end of 2023, flight volumes in the major airports have reached or exceeded pre-pandemic volumes.

3) Aircraft MRO (Aircraft Maintenance, Repair and Overhaul)

Lufthansa Technik Philippines, Inc.(LTP), an associate, was incorporated in December 1999, to do aircraft maintenance, repair and overhaul (MRO) in NAIA. MAC owns 49% of this JV, while Lufthansa Technik AG of Germany owns 51%.

LTP offers a wide range of aircraft MRO services to customers worldwide. As one of the 30 affiliates and subsidiaries within the Lufthansa Technik network, the company is committed to ensuring that every aircraft that comes out of its hangars reflects the world-renowned Lufthansa Technik standard of quality, safety and reliability. LTP competes with other regional MRO providers like in Singapore or Hongkong, but its advantage is the vast network of Lufthansa plus its Filipino workforce.

LTP specializes in base maintenance checks for the A320 family, A330, A340, A380 and B777 aircraft types, including major modifications, cabin reconfiguration/retrofit programs, and lease return checks. It is equipped with scalable docking systems, which can accommodate different

aircraft types. Its facility can fit three A380s comfortably for simultaneous base maintenance checks.

LTP's maintenance base is located within a free-trade zone at the country's main international gateway, NAIA. It also has maintenance stations in Cebu, Clark, Davao, Kalibo, and Puerto Princesa. The Philippines is strategically located in Southeast Asia – main Asian hubs such as Hong Kong and Singapore are within a 4-hour flight radius.

The Civil Aviation Authority of the Philippines (CAAP), United States-FAA, the European Union EASA, CASA Australia, Japan CAB, Korea MOLIT and other aviation authorities worldwide have certified LTP as an approved maintenance organization for aircraft MRO services. Meanwhile, its technical services group is certified to operate as a Design Department under Lufthansa Technik AG's Design Organization Approval (EASA.21J.019).

Acquiring and retaining the right and qualified talents are key to success for LTP. The company's growth is supported by a 2,864-strong headcount – a combination of highly skilled English-speaking mechanics, engineers and support personnel. It partners with Lufthansa Technical Training Philippines, an EASA 147-approved Maintenance Training Organization, to assure that its people are equipped with world-class skills. Personnel transfers within the Lufthansa Technik network and LTP are a regular occurrence, assuring the right skills are effectively and regularly transferred to the local workforce.

Business Development

LTP's main service products are line maintenance and base maintenance. In 2023, it serviced 46 aircraft fleet for line maintenance and booked 1.2 million engineering hours for base maintenance. In 2022, base maintenance hours were at 1.1 million hours, while 0.8 million hours were recorded in 2021.

Sources and Availability of Raw Materials:

As a service provider, the aircraft parts are mostly the responsibility of the airline client. LTP has the ability to assist its clients to source for spare parts.

Government Approval/Concessions:

MRO is a highly regulated activity and requires certifications from approving aviation authorities/government bodies. The facilities of LTP are located in a government-owned land, in an ecozone administered by MacroAsia Properties Development Corporation (MAPDC). MAPDC has a long-term lease with the government (expiring in 2025, renewable by another 25 years). MAPDC has a sublease agreement with LTP that mirrors MAPDC's agreement with the government.

Risks and Opportunities:

During the last 3 years, the major risk faced by LTP are related to the constraints on the aviation industry as a whole. During the pandemic, LTP had to release a number of skilled mechanics, as MRO activity was restricted due to mobility restrictions and stoppage of aircraft utilization at certain points and areas globally. In 2023, LTP had to beef up its recruitment activities to increase its workforce, as more workload was seen in its hangar bays. By end of 2023, LTP had 2,864 personnel in contrast to 3,438 in 2019 (pre-pandemic).

4) Property and Ecozone Development

MacroAsia Properties Development Corporation (MAPDC) is a wholly-owned subsidiary of MacroAsia Corporation. It started commercial operations as a real estate developer in June 1996. After completion of its warehouse condominium project in Muntinlupa in 1997, the Company suspended its operation. Three years after, the Company re-started its commercial operations, this time as a developer and operator of the MacroAsia Special Economic Zone, the only special economic zone at Ninoy Aquino International Airport (NAIA). It houses Lufthansa Technik Philippines, Inc. for a period of 25 years.

In Mactan, Cebu, MAPDC also developed the MacroAsia Cebu Special Ecozone in 2018. This ecozone which is inside the airport, similar to Manila, is designated as a special ecozone for aviation-related services.

The Company is also operating a wastewater treatment and a water recycling facility for non-domestic water supply within the special economic zone in NAIA since 2011. With experience gained from this project, MAPDC has pursued water resources development projects in areas outside Metro Manila – Boracay Island, Nueva Vizcaya and Cavite.

The company owns a parcel of land in Muntinlupa City, a portion of which has been developed to house the central kitchen or commissary being run by MSFI. Such building and land is being leased by MAPDC to MSFI. MAPDC also owns other properties that it is leasing out to related parties like SNV Resources Devt Corporation (SNVRDC) and to Summa Water Resources, Inc. (SWRI).

The company is generally not dependent on raw materials availability in the pursuit of its business.

The two (2) ecozones it administers (NAIA and Mactan, Cebu) are dependent on government leases for the land.

Due to the nature of its business (leasing), MAPDC's business is relatively flat, as growth is dependent on increasing lease rates or making available more properties for lease. MAPDC is not into the business of developing properties and selling these, but simply focuses on supporting the property requirements of related parties.

5) Pilot School

First Aviation Academy Inc., (FAA) was incorporated on December 5, 2017 and has its training facility established and inaugurated in March 2019 in Subic Bay International Airport as an aviation career and resource center. Its business model was built on addressing the forecast shortage of professional pilots not only in the Philippines but worldwide. FAA is a joint venture flight school between MAC (51%) and PTC Holdings Corporation (49%).

FAA provides ab initio pilot training, certification and aviation-related career development courses. Each graduate pilot is a certified holder of a Private Pilot License (PPL), or may have an Instrument Rating (IR), a Multi-Engine Rating (MER) or a Commercial Pilot License. Top graduates are given the chance to become Flight Instructors (FI), providing a unique way to build up their flying hours while honing their instructor skills.

FAA has TECNAM and CESSNA planes for training, as well as several simulators. In June 2021, FAA has purchased 9 Cessna 172 planes and 1 Redbird Flight Simulator from the former Philippine Air

Lines Aviation School (PALAV) to augment its fleet. A newly built ATPT Sim trainer is also an added advantage in the FAA training program, wherein the student's knowledge and skills in flying the sophisticated Airbus planes will be enhanced in anticipation for their entry to Type Rating Course before becoming a full-pledged airline pilot. With bigger number of assets, FAA is able to train more pilots and become a major resource provider in aviation industry.

As of December 31, 2023, FAA had 85 pilot trainees and a workforce of 46 employees.

FAA's operations is highly-regulated and depends on certifications from the CAAP and related government bodies. There are no existing or probable government regulations that may have an adverse effect on FAA operations. FAA did not incur any research and development expenditures during the last three fiscal years.

6) Water Concessions and Utilities

<i>Name of Company</i>	<i>Products and Services</i>	<i>Business Development (Last 3 years)</i>
<p>a. Boracay Tubi System, Inc. (BTSI)</p> <p>This JV operates as one of two water providers in Boracay Island. MAPDC owns 67% of this JV, which has been operating in the Island for more than 20 years. It holds three (3) water rights and has a Certificate of Public Convenience (CPC) from the National Water Resources Board (NWRB). BTSI is currently serving more than 40% of water demand in the island of Boracay.</p> <p>BTSI also has 80% ownership in Monad Water Sewerage Systems, Inc. (MONAD), a water and waste water service provider exclusively serving Barangay Yapak, Boracay Island, and 100% ownership in New Earth Water System, Inc. (NEWS), a company that has secured water rights and Certificates of Public Convenience in Visayas and Mindanao.</p>	<p>The JV provides potable water to residents and commercial establishments, as well as manages the septage of commercial clients. It also provides raw and treated bulk water supply to some areas in Boracay Island.</p> <p>It extracts water through river sources near Caticlan, Aklan and transfer these through submarine pipelines for treatment in Boracay Island.</p>	<p>The KPI for this business is measured in terms of water sales in million of liters per day (MLD). These were 6.0 MLD in 2023, 4.5 MLD in 2022 and 2.2 in 2021.</p> <p>As of end of 2023, BTSI had 92 staff.</p>
<p>b. Naic Water Supply Corp. (NWSC)</p> <p>This is a wholly-owned subsidiary of MAPDC. It was incorporated on September 4, 2003 and services</p>	<p>The company provides treated potable water drawn through deep wells to residents and commercial establishments in Naic, Cavite and nearby subdivisions.</p>	<p>The KPI for this business is measured in terms of water sales in million of liters per day (MLD), which stands at 10.9 MLD in 2023; 10.1 MLD</p>

<p>the town of Naic and nearby areas.</p>		<p>in 2022 and 8.6 MLD in 2021.</p> <p>As of Dec 2023, this business unit had 18 total staff.</p>
<p>c. Summa Water Resources, Inc. (SWRI).</p> <p>This JV is owned 60% by Allied Water Services, Inc. (100% owned by MAC).</p> <p>It is an Original Equipment Manufacturer (OEM) supplying a full line of standard and fully customizable water and wastewater treatment systems, and also provides treated bulk water supply to several clients.</p>	<p>Supplied of water treatment equipment and bulk water to private & government entities in the Philippines (Bulacan, Iloilo, Albay, Cavite, Bataan, etc.)</p>	<p>For its bulk water supply business, it has supplied 3.9 MLD in 2023, 3.4 in 2022 and 4.0 in 2021.</p> <p>The more significant topline growth for this JV is in its equipment sales contracts, mostly with government entities.</p> <p>As of Dec. 2023, the company had 47 staff.</p>
<p>d. SNV Resources Devt Corporation (SNVRDC)</p> <p>This is owned 100% by MAPDC.</p> <p>It started as a greenfield project to build and operate a complete water works system in Solano, Nueva Vizcaya.</p> <p>From 0 accounts in 2016, it had achieved 5,587 connections by end of 2023.</p>	<p>Supply of potable water to households, commercial and government clients in Solano, using water extracted and treated from the Magat River.</p>	<p>Business development is measured in terms of millions of liters per day of water sold, which stands at 2.6 MLD in 2023; 2.4 MLD in 2022 and 2.3 MLD in 2021.</p> <p>As of Dec 2023, this business unit had 37 total staff.</p>
<p>e. Aqualink Resources Devt Inc. (ARDI)</p> <p>This is owned 51% by NWSC.</p> <p>This operates the water system for Lancaster New City in Cavite, which spans the areas of Gen. Trias, Imus, Carmona, Bacoor, Kawit and Tanza.</p> <p>It had 43,846 accounts or connections by end of 2023.</p>	<p>Supply of potable water to households and commercial using water extracted and treated from deep well sources.</p>	<p>Business development is measured in terms of millions of liters per day of water sold, which stands at 25.7 MLD in 2023; 24.9 MLD in 2022 and 12.0 MLD in 2021.</p> <p>As of Dec 2023, this business unit had 74 total staff.</p>

<p>f. Cavite Business Resources, Inc. (CBRI)</p> <p>This is owned 100% by Watergy Business Solutions, Inc. (100% MAPDC).</p> <p>It built the Maragondon Bulk Water Treatment Plant.</p>	<p>Supply of bulk water in Maragondon, through water extracted from Maragondon River.</p>	<p>By end of 2023, the Bulk Water Supply Agreement with the Water District was agreed upon. Water service will start in 2024.</p>
<p>g. Cavite AlliedKonsult Services Corp. (CAKSC)</p> <p>This is owned 100% by Allied Konsult Eco-Solutions Corporation (60%-owned by Allied Water Services Corp. (100% MAC).</p> <p>It built in Gen. Trias the largest facility for septage treatment in Cavite.</p>	<p>Treatment of septage discharge from households and commercial establishments in Cavite.</p>	<p>By end of 2023, its treatment agreements with some water providers were finalized.</p>

Sources and Availability of Raw Materials:

The chemicals and supplies for water treatment are usually locally sourced. There were no supply disruptions noted in the last three years. As for equipment which are imported, no supply issues were also reported.

Government Approval/Concessions:

The supply of potable water, as well as treatment of septage is highly regulated and should comply with government regulations. Our water business units have permits with the LGUs, National Water Resources Board (NWRB), Laguna Lake Devt Authority, Dept of Health, DENR, etc. as the case may be. Tarriff setting are set often with NWRB in line with investments made by the business unit.

Risks and Opportunities:

During the last 3 years, the water business of the group has remained resilient and has registered continuing growth, even with pandemic-related restrictions in place in various parts of the country. There are opportunities to further grow these business units, due to the growing population and commercialization in areas outside of Metro Manila as more people were noted to be transferring to the provinces as a result of changing work place demographics (work from home setup; growing preference for life outside of Metro Manila during the pandemic, etc.).

7) Mining

Due to its history as a mining company in the 1970's, MAC had mining rights and permits as part of its assets. The Mineral Production Sharing Agreements (MPSAs) of MAC Parent were transferred to MacroAsia Mining Corporation, a wholly-owned subsidiary. This includes the Infanta Nickel Project in Palawan.

MacroAsia Mining Corporation (MMC) was incorporated on September 25, 2000 to serve as an institutional vehicle through and under which the business of a mining enterprise may be established, operated and maintained.

MMC temporarily focused on providing consultancy and mining exploration services, particularly on nickel areas and projects, in the 2010s. This started in 2013 wherein MMC served the exploration and drilling requirements for the nickel laterite deposits of some of the major nickel producers in the country.

Bulawan Mining Corporation (BUMICO) and Management Development Corporation (MADECOR), former subsidiaries of Philippine National Bank (PNB), have already been transferred to MMC. The former was officially purchased from PNB on November 15, 2018 and is now known as MMC BUMICO. The latter, meanwhile, was acquired on March 2, 2020 and is now called MMC MADECOR. The move is part of a bigger program on the spinning-off of the mining segment of MacroAsia Corporation.

The acquisition of BUMICO included its right for their Exploration Permit Application (EXPA 103-VII) over a 506-hectare area in Basay, Negros Oriental. The area has a high potential for copper-gold molybdenum–silver mineralization. Several copper and gold mining companies have shown interest in the area. In addition, MMC BUMICO also inherited the Operating Agreement with Philex Mining Corporation (PMC) in relation to the Bulawan Mining Project. Furthermore, MLC MRD 510 and EP 008-2010-VI which are under an agreement with Philex Gold Philippines, Inc. (PGPI) are now likewise part of the MMC portfolio. MLC MRD 510 is currently under the implementation stage of the Final Mine Rehabilitation and Decommissioning Plan (FMRDP). On the other hand, the application for renewal of EP 08-2010-VI is still pending MGB. Philex which has already made a partial submission of the requirements and has yet to provide an LGU Resolution attesting to the presentation of the EXPA.

On the other hand, MMC MADECOR has acquired EXPA 000100-VI from PNB MADECOR. It is covered by an agreement with PGPI. The said application has been granted Clearance for issuance of the permit based on a July 4, 2019 memorandum from MGB Central Office but subject to several conditions. The First Letter Notice regarding the conditions to be met was communicated to PGPI in July 10, 2020 and forwarded to PNB Madecor on August 19, 2020. MMC MADECOR, which has acquired PNB MADECOR, then transmitted the required documents to PGPI in September 29, 2020. PGPI has since submitted the documents to MGB Regional Office No. VI on October 14, 2020. MGB Region VI informed PGPI through a May 6, 2022-dated Second Letter Notice of the deficiencies for compliance. The revised tenement map requested by MGB was already submitted last June 15, 2022. There has been no feedback yet from MGB as of end of the year.

MMC has exploration permit applications (EXPAs) to mineralized areas in Carigara and Baybay City in Northern Leyte denominated as EXPA 000091-VII and 000092-VII. MGB Regional Office No. VII has endorsed the Environmental Work Program (EWP) for both EXPAs to the Office of the Director (MGB Central Office) on August 10, 2022.

On June 7, 2019, MAC, executed Deeds of Assignment (DOAs) in favor of MMC, wherein MAC assigned to the latter, all its rights and interests under its Mineral Production Sharing Agreements (MPSA) in Palawan. These DOAs were submitted for approval of the DENR as required by law. The Mines and Geosciences Bureau (MGB-DENR) approved the transfer on February 1, 2021.

The MPSAs that were assigned to MMC are Mineral Production Sharing Agreement (MPSA) Nos. 220-2005-IVB and 221-2005-IVB covering the 1,113.98 and 410.00 hectares, respectively, situated in Brooke's Point Palawan. With the DENR approval, these tenements are now recorded under MMC. The said MPSAs grant the company the exclusive right to explore, develop and commercially utilize nickel, chromite, iron and other associated mineral deposits within the contract area. MMC started discussions with other nickel mine operators to start the operations of at least the nickel mine due to the demand for this mineral for batteries, among others.

On July 29, 2021, MMC signed a memorandum of agreement with Calmia Nickel, Inc. (CNI) for the exploration and eventual mining operations of the Infanta Nickel Project (MPSA No. 220-2005-IVB). Confirmatory drilling activities commenced in early November 2021 as part of the due diligence work being conducted by CNI. Initial laterite samples have been sent to a laboratory in Manila for analyses. Current work focused on perfecting the permits for eventual mine operations.

As of December 31, 2022, MMC has four (4) regular employees.

MMC's present operations do not require the intensive use of raw materials. Therefore, it does not have any major existing supply contracts.

MMC is not aware of any other existing or probable government regulations that may have any adverse effects on its business. MMC does not have any other significant agreements or patents, copyrights, licenses, franchises, concessions, or royalty agreement. It did not incur any research and development costs during the last three fiscal years.

8) IT Services, Connectivity and Radio Trunking

This business segment focuses on the integration of information technology and connectivity in the MAC Group and its partners. It also entails the operationalization of the digital trunk radio in the airport, utilizing the frequency allocated by NTC for purposes of the aviation-related activities of the Group.

Tera Information and Connectivity Solutions, Inc. (TERA) is a fully owned subsidiary of MAC and was incorporated on February 11, 2021. TERA was established with the main objective of serving as the Technology and Tier 1 Service Provider (In-house) of the whole MacroAsia Group. The pivot to ICT services is a necessity made evident by COVID19 and presents various opportunities that MAC can take advantage and capitalize on. Among the services that TERA will provide include information management, data connectivity, radio trunking and managed services.

As of 2023, the company has a service contract for a data connectivity project in Lancaster New City.

There are no existing or probable government regulations that may have an adverse effect on TERA operations. TERA did not incur any research and development expenditures during its first year from incorporation.

ANNEX C – MANAGEMENT’S DISCUSSION AND ANALYSIS (MD&A)

December 31, 2023 and December 31, 2022

Results of Operations (amounts in ₱ millions)

	For the year ended		Horizontal Analysis		Vertical Analysis	
	2023	2022	Changes	%	2023	2022
REVENUE						
In-flight and other catering	3,981.8	2,288.5	1,693.3	74%	50%	47%
Ground handling and aviation	3,135.5	2,049.5	1,086.0	53%	39%	42%
Water distribution	617.5	515.0	102.5	20%	8%	11%
Connectivity and technology services	215.6	0.0	215.6	0%	3%	0%
Administrative fees	46.6	30.4	16.2	53%	0%	0%
	7,997.0	4,883.5	3,113.5	64%	100%	100%
DIRECT COSTS AND EXPENSES						
In-flight and other catering	2,688.4	1,735.5	952.8	55%	34%	36%
Ground handling and aviation	2,962.1	1,851.3	1,110.8	60%	37%	38%
Water distribution	379.1	330.1	49.0	15%	5%	7%
Connectivity and technology services	175.8	0.0	175.8	0%	2%	0%
Administrative fees	49.5	52.6	-3.1	-6%	1%	1%
	6,254.8	3,969.5	2,285.3	58%	78%	81%
GROSS PROFIT (LOSS)	1,742.2	914.0	828.2	91%	22%	19%
SHARE IN NET EARNINGS (LOSSES) OF ASSOCIATES	576.7	470.8	105.9	22%	7%	10%
	2,318.9	1,384.8	934.1	67%	29%	28%
OPERATING EXPENSES	1,085.7	793.5	292.2	37%	14%	16%
INCOME (LOSS) FROM OPERATIONS	1,233.2	591.3	641.9	109%	15%	12%
OTHER INCOME (CHARGES)						
Interest income	19.0	3.9	15.1	387%	0%	0%
Financing charges	-163.8	-149.0	-14.8	10%	-2%	-3%
Foreign exchange gain (loss) - net	-8.3	1.5	-6.8	-441%	0%	0%
Others - net	113.4	106.5	6.9	6%	1%	2%
	-39.7	-37.1	-2.6	7%	0%	-1%
INCOME (LOSS) BEFORE INCOME TAX	1,193.6	554.3	639.3	115%	15%	11%
PROVISION FOR (BENEFIT FROM) INCOME TAX						
Current	160.1	63.7	96.3	151%	2%	1%
Deferred	-37.7	29.1	-66.8	-230%	0%	1%
	122.4	92.8	29.5	32%	2%	2%
NET INCOME (LOSS)	1,071.2	461.4	609.8	132%	13%	9%
Net income (loss) attributable to:						
Equity holders of the Company	851.1	446.1	405.1	91%	11%	9%
Non-controlling interests	220.0	15.3	204.7	1334%	3%	0%
	1,071.2	461.4	609.8	132%	13%	9%

Revenues

In 2023 and 2022, in-flight catering revenues accounted for 50% and 47% of total revenues, respectively. Catering segment revenue significantly improved from last year’s ₱2,288.5 million to the current year’s ₱3,981.8 million a 74% increase compared to 2022. The improvement in revenue is aligned with the increase in meal count by 52% from 14.98 million to 22.78 million due to the sustained growth in meal volume.

In 2023 and 2022, the ground handling and aviation revenue contributed 39% and 42% of the total revenues. The revenues from ground-handling and aviation services posted a revenue of ₱3,135.5

million from ₱2,049.5 million, a 53% improvement compared to 2022 driven largely by flight volume growth in the airports. Flights handled increased by a total of 48,041 flights (36%), from 134,262 in 2022 to 182,303 flights in the current year.

The revenue ground-handling and aviation services includes the revenue from aviation training school, First Aviation Academy (“FAA”). FAA posted an increase in revenue by 10%, from ₱54.4 million in 2022 to ₱59.6 million in 2023. Operations scaled-up during the current period as more training planes are available following completion of license requirements from CAAP.

In 2023 and 2022, revenues from water operations accounted for 8% and 11% of the total revenues, respectively. Revenues increase by ₱102.5 million (20%), from ₱515.0 million to ₱617.5 million during the same period last year. This increase is attributable to the increase in commercial water sales, billed volume of water in cubic meters (“cu.m.”) has increased by 3% from 17.5 million cu.m. in 2022 to 18.1 million cu.m. in 2023.

Administrative revenues from the ecozone remained flat as rates charge remain unchanged. ₱16.2 million (53%) increase in revenue, from ₱30.4 million to ₱46.6 million, part of which pertains to the lease revenue from subleased property in Mactan Cebu.

Connectivity and technology services revenue contributed ₱215.6 million for the Supply, Delivery, and Commissioning Agreement of HDPE, Conduit Fiber Backbone, and Containerized Data Center on a project which commence in 2023.

Total Direct Costs

Total direct costs in 2023 amounted to ₱6,254.8 million, posting an increase of ₱2,285.3 million (58%) from ₱3,969.5 million in 2022. The increase is attributable to the increase in business operations across all business segments of the Group.

Operating Expenses

Consolidated operating expenses increased by ₱292.2 million (37%), from last year’s ₱793.5 million to ₱1,085.7 million, aligned with the business volume growth.

Share in Net Earnings (Losses) of Associates

Share in net income of associates amounted to ₱576.7 million which increased by ₱105.9 million compared to same period in previous year represents MAC’s share in the net operating result of its associated companies (LTP, JASCO and CPCS). One of the main contributors of the YTD net income for 2023 is the share in net income from LTP for MRO services amounting to ₱562.1 million, which is ₱62.3 million higher than the share in net income of ₱499.8 million in 2022. The reported net income of LTP in 2023 is attributable to significant improvement in its base maintenance business. CPCS, the catering associate in Cebu, has finally reflected a positive result from operation after booking continuous losses since the inception of the pandemic. MAC booked its 40% net income share in CPCS at ₱7 million, compared to last year’s share in net loss of ₱5.2 million. JASCO, the ground handling associate in Japan, contributed a loss of ₱3.6 million compared to last year’s ₱35.9 million representing the 30% share in net loss of MAC. JASCO has started to book monthly profits for the last 2 quarters.

Other Income (Charges)

The interest income of ₱19.0 million which increased by ₱15.1 million pertains to income earned from short-term investments, and accretion of refundable deposits. Financing charges increased from ₱149.0 million in 2022 to ₱163.8 million in 2023, due to the increase in interest rates repricing. Foreign exchange gain (loss) – net decreased by ₱6.8 million (441%) due to foreign exchange valuation losses

of assets mainly cash held in foreign currency. Total other income and charges increased by ₱6.9 million (6%) against the ₱106.5 million in 2022 mainly due to the gain on bargain purchase of CSW - Lapu Lapu amounting to ₱69.7 million and is offset by loss on sale of investment in associate amounting to ₱43.0 million.

Income Tax

The Group posted an income tax expense increased by ₱29.5 million (32%) aligned with the increase in taxable income. The Group utilized its NOLCO during the year.

Net Income

The Group recorded a consolidated net income after tax of ₱1,071.2 million for the year 2023, a 132% from the consolidated net income after tax of ₱461.4 million in 2022. Net income increase was driven largely by business volume growth across all the Group's business units.

December 31, 2023 and December 31, 2022
Financial Position (amounts in millions)

	For the year ended		Horizontal Analysis		Vertical Analysis	
	2023	2022	Changes	%	2023	2022
ASSETS						
Current Assets						
Cash and cash equivalents	1,062.6	468.0	594.5	127%	8%	4%
Receivables and contract assets	2,092.3	1,862.6	229.7	12%	16%	16%
Inventories	161.0	139.3	21.7	16%	1%	1%
Other current assets	871.6	556.0	315.6	57%	7%	5%
Total Current Assets	4,187.4	3,026.0	1,161.4	38%	33%	26%
Noncurrent Assets					0%	0%
Investments in associates	2,299.5	2,450.9	-151.4	-6%	18%	21%
Property, plant and equipment	2,293.2	2,222.6	70.7	3%	18%	19%
Net investment in lease	1,175.9	1,172.5	3.4	0%	9%	10%
Right-of-use assets	799.2	847.7	-48.5	-6%	6%	7%
Investment property	143.9	143.9	0.0	0%	1%	1%
Service concession rights	408.5	415.6	-7.2	-2%	3%	4%
Intangible assets and goodwill	365.5	296.6	68.9	23%	3%	3%
Deferred income tax assets - net	170.6	115.7	54.9	47%	1%	1%
Other noncurrent assets	851.3	813.3	38.0	5%	7%	7%
Total Noncurrent Assets	8,507.5	8,478.7	28.8	0%	67%	74%
TOTAL ASSETS	12,694.9	11,504.7	1,190.2	10%	100%	100%
LIABILITIES AND EQUITY						
Current Liabilities						
Notes payable	244.5	139.0	105.5	76%	2%	1%
Accounts payable and accrued liabilities	2,646.1	2,105.4	540.7	26%	21%	18%
Income tax payable	63.2	26.3	36.9	140%	0%	0%
Dividends payable	9.7	32.0	-22.2	-70%	0%	0%
Current portion of long-term debts	314.1	298.1	16.0	5%	2%	3%
Current portion of lease liabilities	44.9	40.7	4.2	10%	0%	0%
Total Current Liabilities	3,322.4	2,641.5	681.0	26%	26%	23%
Noncurrent Liabilities						
Long-term debts - net of current portion	485.9	831.1	-345.2	-42%	4%	7%
Lease liabilities - net of current portion	2,042.2	2,070.6	-28.4	-1%	16%	18%
Accrued retirement and other employee benefits payable	190.0	125.6	64.4	51%	1%	1%
Deferred income tax liabilities - net	92.9	95.2	-2.3	-2%	1%	1%
Other noncurrent liabilities	76.1	72.1	4.1	6%	1%	1%
Total Noncurrent Liabilities	2,887.2	3,194.6	-307.5	-10%	23%	28%
Total Liabilities	6,209.6	5,836.1	373.5	6%	49%	51%
Equity attributable to equity holders of the Company						
Capital stock - 1 par value	1,933.3	1,933.3	0.0	0%	15%	17%
Additional paid-in capital	281.4	281.4	0.0	0%	2%	2%
Retained earnings						
Appropriated	960.0	850.0	110.0	13%	8%	7%
Unappropriated	2,423.1	1,776.5	646.6	36%	19%	15%
Other comprehensive income	-16.3	169.3	-185.6	-110%	0%	1%
Other reserves	1,003.0	1,003.0	0.0	0%	8%	9%
Treasury shares	-459.4	-459.4	0.0	0%	-4%	-4%
	6,125.1	5,554.2	570.9	10%	48%	48%
Non-controlling interests	360.2	114.5	245.8	215%	3%	1%
Total Equity	6,485.3	5,668.6	816.7	14%	51%	49%
TOTAL LIABILITIES AND EQUITY	12,694.9	11,504.7	1,190.2	10%	100%	100%

Assets

At the consolidated level as of December 31, 2023, the total assets stood at ₱12,694.9 million, posting an increase of ₱1,190.2 million (10%) from ₱11,504.7 million on December 31, 2022.

Cash and cash equivalents of ₱1,062.6 million increased by ₱594.5 million (127%) from ₱468.0 million. The cash balances of the operating subsidiaries are preserved to meet their currently maturing obligations.

Receivables and contract assets increased by ₱229.7 million (12%), from ₱1,862.6 million to ₱2,092.3 million due to business volume growth.

Inventories of ₱161.0 million as of December 31, 2023 were maintained in line with forecasted inventory level requirements.

Other current assets of ₱871.6 million represents input taxes, creditable withholding and prepaid taxes and unamortized prepayments for insurance covers, rent, utilities and unconsumed supplies as of December 31, 2023.

Investment in Associates is accounted for under the equity method of accounting in the consolidated financial statements. Movements in the account are contributed by the share in cumulative translation adjustments for LTP and JASCO due to foreign exchange fluctuations, share in re-measurement gains and losses on defined benefit plans due to the revised PAS19, share in cash dividends declared during the current period, and the incremental equity share in net earnings/loss of the associated companies. The Group recorded a decrease of 6% or ₱151.4 million, from ₱2.45 billion in 2022 to ₱2.30 billion in 2023. The decrease pertains to dividend received from LTP amounting to ₱539.1 million, disposal of investment in an associate amounting to ₱47.8 million, share in remeasurement of pension asset of associate amounting to ₱125.3 million and is offset by share in cumulative translation adjustment amounting to ₱15.9 million, and share in net income of associate amounting to ₱576.7 million in aggregate.

The Group's *Property, Plant and Equipment* of ₱2.29 billion increased by ₱70.7 million from last year's ₱2.22 billion due to capital expenditures of the water subsidiaries and aviation segment subsidiaries. and is offset by straight-line depreciation of depreciable assets over its useful life.

Right-of-use assets pertain to leases entered by the Companies under the Group that is accounted for using PFRS 16, *Leases*. The decrease in right of use assets pertains to straight-line depreciation over the lease term.

Intangible Assets and Goodwill increased by ₱68.9 million (23%) due to additions to intangible assets from acquisition of CSW Lapu-Lapu and is offset by straight line amortization. The goodwill recognized by the Group amounting to ₱127.84 million resulted from the Company's acquisition of a non-controlling interest (13%) from a previous stockholder of MACS in 2006 and the purchase by MAPDC of 67% of BTSI in 2016, 100% of NWSC in 2017 and ASSC of 60% of SUMMA in 2018.

Increase in *Deferred income tax asset* relates to recognition of DTA from Net Operating Loss Carry Over from prior years, DTA from Lease Liabilities net of DTA from Right of Use Assets of MSFI.

Other noncurrent assets account includes deferred mine exploration costs, input VAT, equity investments designated at fair value through other comprehensive income (FVTOCI), advances to

contractors and suppliers, deposits, contract asset-net of current portion, deferred project costs, deferred rent expense, finance lease receivable - net of current portion and pension asset. Increase of ₱38 million (5%) pertains to increase in input VAT and fair value changes of equity investment designated at FVTOCI.

Liabilities

As of December 31, 2023, the total liabilities are at ₱6,209.6 million, posting an increase of ₱373.5 million (6%) from ₱5,836.1 million on December 31, 2022.

Accounts payable and accrued liabilities increased by ₱540.7 million (26%) to ₱2,646.1 million as of December 31, 2023. The net increase in the amount pertains to the amount owed to suppliers and service provider as a result of business volume growth.

Notes payable increased from ₱139.0 million to ₱244.5 million, by ₱105.5 million (76%), refers to the loan availed from local banks by several companies under the Group to finance their asset acquisition as a result of business expansion which remain outstanding as of year-end.

Income Tax payable increased by 140% or ₱36.9 million from ₱26.3 million to ₱63.2 million on December 2023, due to increase in taxable income.

Dividends payable decreased by ₱22.2 million (70%) from ₱32.0 million to ₱9.7 million due to payment of dividends to shareholders and non-controlling interest.

Current portion of long-term debts increased by ₱16.0 million (5%) from ₱298.1 million in 2022 to ₱314.1 million on December 31, 2023 which represents the current portion of long-term loan after settlements of currently maturing debts.

Current portion of lease liabilities increased by ₱4.2 million (10%) from ₱40.7 million in 2022 to ₱44.9 million in 2023 due to lease escalation and newly contracted leases.

Long-term debts – net of current portion decreased by ₱345.2 million (42%) to ₱485.9 million in 2023 from ₱831.1 on December 31, 2022. Decrease pertains to payment of currently matured loans.

Lease liabilities – net of current portion decreased by ₱28.4 million (1%) from ₱2,070.6 million in 2022 to ₱2,042.2 million in 2023 due to payments of leases due during the year.

Accrued retirement benefits payable of ₱190.0 million increased by ₱64.4 million (51%) from ₱125.6 million in December 2022 is accounted for based on the latest actuarial valuation of the Group.

Other noncurrent liabilities increased by ₱4.1 million (6%) from ₱72.1 million in 2022 to ₱76.1 million in 2023 mainly due to accretion of refundable deposit.

Equity

Equity attributable to equity holders of the company increased by ₱570.9 million (10%), from last year's ₱5,554.2 million to this year's ₱6,125.1 million.

Retained Earnings

Appropriated increased by ₱110.0 million (13%) due to additional appropriation for capital expenditures.

Unappropriated increased by ₱646.6 million (36%). The increase pertains to the net income attributable to equity holder of the company booked in retained earnings amounting to ₱851.1 million, offset by dividend declared amounting to ₱94.5 million and additional appropriated retained earnings of ₱110 million.

Other comprehensive income decreased by ₱185.6 million (110%) to (₱16.3) million for 2023, the decrease pertains to the share in remeasurement of pension asset of LTP, remeasurement of defined benefit plans, and share in foreign currency translation adjustments loss of LTP and JASCO for ₱16.0 million in aggregate which changes in accordance with US\$ and JPY exchange rate fluctuations during the period covered, respectively.

Movement in the “non-controlling interests” depends on the results of operations of MACS, AWSI, BTSI and subsidiaries of MAPDC with JV partners. This account reflects the 33% equity share of SATS (JV Partner of MAC) in the catering JV, 40% share of minority shareholders in SUMMA, 33% share of minority shareholders in BTSI, 49% share of PTC Holding, Inc. (“PTC”) in FAA, 20% share of Konoike in MASCORP and 49% share of minority shareholders in Allied Konsult, and 49% share of minority shareholder of ARDI. As of December 31, 2023, non-controlling interests amounted to ₱360.2 million, an increase by ₱245.8 million (215%) from ₱114.5 million for December 31, 2022.

Total Equity increased by ₱816.7 million (14%), from last year’s ₱5,668.6 million to ₱6,485.3 million as of December 31, 2023.

Key Performance Indicators

The Group uses the following major performance measures. The analyses are based on comparisons and measurement on financial data of the current period against the same period of the previous year.

	December 31, 2023	December 31, 2022
Return on Net Sales (RNS)	13.39%	9.45%
Return on Investment (ROI)	11.87%	6.54%
Return on Equity (ROE)	20.80%	10.53%
Direct Cost Ratio	78.21%	81.28%
Operating Expense Ratio	13.58%	16.25%
Current Ratio	1.28 : 1	1.16 : 1
Debt-to-Equity Ratio	16.11%	22.37%
Interest Coverage Ratio	8.29 : 1	4.72 : 1
Asset-to-Equity Ratio	1.96 : 1	2.03: 1

- Return on net sales increase from 9.45% for 2022 to 13.39% as of December 31, 2023. The improvement in the consolidated RNS is caused by improvement in revenues generated by our operating subsidiaries in the current year compared to the same period last year.
- Movement from 6.54% to 11.87% in ROI ratio is parallel to that of the RNS due to the Group’s financial performance as discussed above.
- The ROE of 20.80% in 2023 improved compared to 10.53% for the same period of 2022.
- The direct cost ratio decreased from 81.28% to 78.21% for 2023 because of the improvement in business activities of the Group.
- Operating expense ratio also decreased from 16.25% to 13.58% for 2023 because of the improvement in business activities of the Group.

- The Group still has a healthy current ratio indicating the Group's solid ability to meet its current liabilities, with an adequate portion of current assets held as cash. Current ratio stands at 1.28:1 compared to 1.16:1 last year.
- Debt to equity ratio stands at 16.11% for 2023 from 22.37% the same period last year. The improvement in debt-to-equity ratio is due to the net decline of loans which remained outstanding at period end, while the equity increased due to net income earned during the current year.
- As the Group report positive operating results during the current reporting period, it will be able to cover interest payments arising from its debts. Interest coverage ratio increased from 4.72:1 to 8.29:1 for December 31, 2023.
- The ratio between total assets and total equity, indicates that the assets of the Group continue to be supported principally by shareholders' capital than debt. Asset to equity ratio stands from 2.03:1 for 2022 to 1.96:1 for the period December 31, 2023.

The indicators above are measured as follows:

1. Return on Net Sales	=	$\frac{\text{Total Net Income}}{\text{Total Net Revenues}}$
2. Return on Investment	=	$\frac{\text{NI attributable to Equity holder of Parent}}{\text{Total Interest-bearing Liabilities + Equity attributable to Equity holder of Parent}}$
3. Return on Equity	=	$\frac{\text{Total Net Income}}{\text{Total Equity}}$
4. Direct Cost Ratio	=	$\frac{\text{Total Direct Cost}}{\text{Total Net Revenues}}$
5. Operating Expense Ratio	=	$\frac{\text{Total Operating Expenses}}{\text{Total Net Revenues}}$
6. Current Ratio	=	$\frac{\text{Total Current Assets}}{\text{Total Current Liabilities}}$
7. Debt-to-Equity Ratio	=	$\frac{\text{Total Interest-bearing Debts}}{\text{Total Equity}}$
8. Interest Coverage Ratio	=	$\frac{\text{Total Earnings before Interest and Taxes}}{\text{Interest Expense}}$
9. Asset-to-Equity Ratio	=	$\frac{\text{Total Assets}}{\text{Total Equity}}$

December 31, 2022 and December 31, 2021
Results of Operations (amounts in millions)

	For the year ended		Horizontal Analysis		Vertical Analysis	
	2022	2021	Changes	%	2022	2021
REVENUE						
Ground handling and aviation	2,049.5	1,050.4	999.1	95%	42%	54%
In-flight and other catering	2,288.5	592.2	1,696.4	286%	47%	30%
Water distribution	515.0	277.2	237.8	86%	11%	14%
Administrative fees	30.4	29.1	1.3	5%	1%	1%
Exploratory drilling fees	0.0	0.0	0.0	0%	0%	0%
	4,883.5	1,948.9	2,934.6	151%	100%	100%
DIRECT COSTS AND EXPENSES						
Ground handling and aviation	1,851.3	1,129.0	722.3	64%	38%	58%
In-flight and other catering	1,735.5	597.4	1,138.2	191%	36%	31%
Water distribution	330.1	221.7	108.4	49%	7%	11%
Administrative fees	52.6	42.2	10.4	25%	1%	2%
Exploratory drilling	0.2	1.9	-1.6	-88%	0%	0%
	3,969.8	1,992.1	1,977.6	99%	81%	102%
GROSS PROFIT (LOSS)	913.8	-43.2	957.0	-2213%	19%	-2%
SHARE IN NET EARNINGS (LOSSES) OF ASSOCIATES	470.8	317.8	153.0	48%	10%	16%
	1,384.6	274.6	1,110.0	404%	28%	14%
OPERATING EXPENSES	793.3	467.6	325.7	70%	16%	24%
	591.3	-193.0	784.3	-406%	12%	-10%
OTHER INCOME (CHARGES)						
Interest income	3.9	2.8	1.1	40%	0%	0%
Financing charges	-149.0	-159.7	10.8	-7%	-3%	-8%
Foreign exchange gain (loss) - net	1.5	21.5	-20.0	-93%	0%	1%
Others - net	106.5	85.6	20.9	24%	2%	4%
	-37.1	-49.8	12.7	-26%	-1%	-3%
INCOME (LOSS) BEFORE INCOME TAX	554.3	-242.8	797.0	-328%	11%	-12%
PROVISION FOR (BENEFIT FROM) INCOME TAX						
Current	63.7	14.6	49.2	337%	1%	1%
Deferred	29.1	-106.4	135.5	-127%	1%	-5%
	92.8	-91.9	184.7	-201%	2%	-5%
NET INCOME (LOSS)	461.4	-150.9	612.4	406%	9%	-8%
Net income (loss) attributable to:						
Equity holders of the Company	446.1	-2.2	448.2	20731%	9%	0%
Non-controlling interests	15.3	-148.8	164.1	110%	0%	-8%
	461.4	-150.9	612.4	406%	9%	-8%

Revenues

Revenues from in-flight catering contributed 47% of the total revenues. Catering segment revenue significantly improved from last year's ₱592.2 million to the current year's ₱2,288.5 million a 286% increase compared to 2021. The improvement in revenue is aligned with the increase in meal count by 411% from 2.9 million to 15 million due to the sustained growth in meal volume.

The revenues from ground-handling and aviation services posted a revenue of ₱2,049.5 million from ₱1,050.4 million, a 95% improvement compared to 2021 driven largely by flight volume growth in the airports. Flights handled increased by a total of 63,805 flights (91%), from 70,457 in 2021 to 134,262 flights in the current year. The ground handling and aviation revenue contributed 42% of the total revenues.

Revenues from water operations contributed 11% of the total revenues. Revenues increase by ₱237.8 million (86%) to ₱515.0 million from ₱277.2 million during the same period last year. This

increase is attributable to the increase in commercial water sales in Boracay, as the island has benefitted from more relaxed entry policies for visitors, and the revenue contribution of Aqualink Resources Development Inc. (ARDI), a new JV of our fully owned Naic Water Services Corporation with Lancaster New City's developer, PRO-FRIENDS. Billed volume of water in cubic meters ("cu.m.") have increased by 65% from 10.6 million cu.m. in 2021 to 17.5 million cu.m. in 2022.

Rental and Administrative revenues from the ecozone remained flat as rates charge remain unchanged. No revenues are being derived from chartered flights since August 2016. Currently, MAATS is generating income only from fixed-based operations (FBO) services.

Exploratory drilling revenue represents MMC's earnings from drilling contracts. The Company has not undertaken drilling contracts during the current year.

Total Direct Costs

Total direct costs in 2022 amounted to ₱3,969.8 million, posting an increase of ₱1,977.6 million (53%) from ₱1,992.1 million in 2021. The increase is attributable to the increase in business operations across all business segments of the Group.

Operating Expenses

Consolidated operating expenses increased by ₱325.7 million (70%), from last year's ₱467.6 million to ₱793.3 million, aligned with the business volume growth.

Share in Net Earnings (Losses) of Associates

Share in net income of associates amounted to ₱470.8 million which increased by ₱153.0 million compared to same period in previous year represents MAC's share in the net operating result of its associated companies (LTP, JASCO and CPCS). One of the main contributors of the YTD net income for 2022 is the share in net income from LTP for MRO services amounting to ₱499.8 million, which is ₱149.2 million higher than the share in net income of ₱350.6 million in 2022. CPCS, our catering associate in Cebu, reflected a net loss due to the airline meal orders being minimal. MAC booked its 40% net loss share in CPCS at ₱5.2 million, compared to last year's share in net loss of ₱5.7 million. JASCO, the ground handling associate in Japan, contributed a loss of ₱35.9 million compared to last year's ₱43.0 million representing the 30% share in net loss of MAC.

Other Income (Charges)

The interest income of ₱3.9 million pertains to income earned from short-term investments, and from installment receivables. Financing charges decreased from ₱159.7 million in 2021 to ₱149.0 million in 2022, due to the decrease in interest from loans aligned with the decrease in amount of loan outstanding. Foreign exchange gains were booked during the year due to currency fluctuations where US\$ strengthens compared to Php. Others – net increased by ₱20.9 million (24%) due mainly to the reversal of ECL provision.

Income Tax

The Group posted an income tax expense of ₱92.8 million compared to the income tax benefit in the amount of ₱91.9 million in 2021 where the Group utilized its NOLCO aligned with the increase in taxable income during the year.

Net Income

The Group recorded a consolidated net income after tax of ₱461.4 million for the year 2022, a turnaround from the consolidated net loss after tax of ₱150.9 million in 2021. This income turnaround was driven largely by business volume growth across all the Group's business units.

December 31, 2022 and December 31, 2021
Financial Position (amounts in millions)

	For the year ended		Horizontal Analysis		Vertical Analysis	
	2022	2021	Changes	%	2022	2021
ASSETS						
Current Assets						
Cash and cash equivalents	468.0	503.6	-35.6	-7%	4%	4%
Receivables and contract assets	1,908.9	1,369.1	539.8	39%	15%	12%
Inventories	139.3	102.3	37.0	36%	1%	1%
Other current assets	541.3	429.6	111.7	26%	4%	4%
Total Current Assets	3,057.5	2,404.6	652.9	27%	24%	21%
Noncurrent Assets					0%	0%
Investments in associates	2,450.9	1,850.4	600.5	32%	19%	16%
Property, plant and equipment	2,222.6	2,352.8	-130.2	-6%	18%	20%
Net investment in lease	1,172.5	1,177.6	-5.0	0%	9%	10%
Right-of-use assets	847.7	890.9	-43.2	-5%	7%	8%
Investment property	143.9	143.9	0.0	0%	1%	1%
Service concession rights	415.6	418.8	-3.2	-1%	3%	4%
Intangible assets and goodwill	296.6	292.0	4.6	2%	2%	3%
Deferred income tax assets - net	115.7	166.5	-50.8	-31%	1%	1%
Other noncurrent assets	781.7	772.7	9.0	1%	6%	7%
Total Noncurrent Assets	8,447.2	8,065.5	381.7	5%	67%	70%
TOTAL ASSETS	11,504.7	10,470.1	1,034.6	10%	91%	91%
LIABILITIES AND EQUITY						
Current Liabilities						
Notes payable	139.0	420.0	-281.0	-67%	1%	4%
Accounts payable and accrued liabilities	2,105.4	1,492.5	612.9	41%	17%	13%
Income tax payable	26.3	4.1	22.2	538%	0%	0%
Dividends payable	32.0	32.0	0.0	0%	0%	0%
Current portion of long-term debts	298.1	210.3	87.8	42%	2%	2%
Current portion of lease liabilities	40.7	15.6	25.1	161%	0%	0%
Total Current Liabilities	2,641.5	2,174.5	467.0	21%	21%	19%
Noncurrent Liabilities						
Long-term debts - net of current portion	831.1	930.0	-98.8	-11%	7%	8%
Lease liabilities - net of current portion	2,070.6	2,137.1	-66.5	-3%	16%	19%
Accrued retirement and other employee benefits payable	125.6	121.6	4.0	3%	1%	1%
Deferred income tax liabilities - net	95.2	117.8	-22.6	-19%	1%	1%
Other noncurrent liabilities	72.1	51.1	20.9	41%	1%	0%
Total Noncurrent Liabilities	3,194.6	3,357.6	-163.0	-5%	25%	29%
Total Liabilities	5,836.1	5,532.1	304.0	5%	46%	48%
Equity attributable to equity holders of the Company						
Capital stock - 1 par value	1,933.3	1,933.3	0.0	0%	15%	17%
Additional paid-in capital	281.4	281.4	0.0	0%	2%	2%
Retained earnings	2,626.5	2,180.4	446.1	20%	21%	19%
Other comprehensive income	169.3	-96.6	265.9	-275%	1%	-1%
Other reserves	1,003.0	1,003.0	0.0	0%	8%	9%
Treasury shares	-459.4	-459.4	0.0	0%	-4%	-4%
	5,554.2	4,842.2	712.0	15%	44%	42%
Non-controlling interests	114.5	95.8	18.6	19%	1%	1%
Total Equity	5,668.6	4,938.0	730.6	15%	45%	43%
TOTAL LIABILITIES AND EQUITY	11,504.7	10,470.1	1,034.6	10%	91%	91%

Assets

At the consolidated level as of December 31, 2022, the total assets stood at ₱11,504.7 million, posting an increase of ₱1,034.6 million (10%) from ₱10,470.1 million on December 31, 2021.

Cash and cash equivalents of ₱468.02 million decreased by ₱35.63 million (7%), which is mainly due to debt-servicing and capital expenditures offset by receipt of dividend from LTP. The cash balances of the operating subsidiaries are preserved to meet their currently maturing obligations.

Receivables and contract assets increased by ₱539.8 million (39%), from ₱1,369.1 million to ₱1,908.9 million due to business volume growth.

Inventories of ₱139.3 million as of December 31, 2022 were maintained in line with forecasted inventory level requirements.

Other current assets of ₱541.3 million represents input taxes, creditable withholding and prepaid taxes and unamortized prepayments for insurance covers, rent, utilities and unconsumed supplies as of December 31, 2022.

Investments in associates are accounted for under the equity method of accounting in the consolidated financial statements, movements in the account are contributed by the share in cumulative translation adjustments for LTP and JASCO. The Group recorded an increase of 32% or ₱600.5 million in this investment account, from ₱1,850.4 million in 2021 to ₱2,450.9 million in 2022.

The group's *Property, plant and equipment* of ₱2.22 billion decreased by ₱130.2 million from last year's ₱2.35 billion due to straight-line depreciation of depreciable assets over its useful life and is offset by capital expenditures of the water subsidiaries and aviation segment subsidiaries.

Right-of-use assets pertain to leases entered by the Companies under the Group that is accounted for using PFRS 16, *Leases*. The decrease in right of use assets amounting to ₱43.2 million (5%) pertains to straight-line depreciation over the lease term.

Deferred income tax assets amounted to ₱115.7 million as of December 31, 2022. Decrease in deferred tax assets pertain decrease in income tax benefit from NOLCO and is offset by the increase in income tax recoverable in the future periods related to the accrual of retirement benefits and monetizable sick leave and vacation leaves as a result of remeasurement.

Liabilities

As of December 31, 2022, the total liabilities are at ₱5,836.1 million, posting an increase of ₱304.0 million (5%) from ₱5,532.1 million on December 31, 2021.

Notes payable decreased from ₱420.0 million to ₱139.0 million, by ₱281.0 million (67%), due to settlement of loans that has matured during the year and is offset by newly availed notes payable during the year.

Accounts payable and accrued liabilities increased by ₱612.9 million (41%) to ₱2,105.4 million as of December 31, 2022. The net increase in the amount pertains to the amount owed to suppliers and service provider as a result of business volume growth.

Income Tax payable increased by 538% or ₱22.2 million from ₱4.1 million to ₱26.3 million on December 2022 due to increase in taxable income.

Current portion of long-term debts increased by ₱87.8 million (42%) from ₱210.3 million in 2022 to ₱298.1 million on December 31, 2023 which represents the current portion of long-term loan after settlements of currently maturing debts.

Current portion of lease liabilities increased by ₱25.1 million (161%) from ₱15.6 million in 2022 to ₱40.7 million in 2023 which represents the current portion of lease payable based on lease payment schedule.

Long-term debts – net of current portion decreased by ₱98.8 million (11%) to ₱831.1 million in 2023 from ₱930.0 on December 31, 2022. The amount represents loan availed from local banks by several companies under the Group to finance their asset acquisition as a result of business expansion which remain outstanding as of year-end. The decrease pertains payment of currently matured loans.

Lease liabilities – net of current portion decreased by ₱66.5 million (3%) from ₱2,137.6 million in 2022 to ₱2,070.6 million in 2023 due to payments of leases due during the year.

Accrued retirement benefits payable of ₱103.0 million and *other long term employee benefits* amounting to ₱22.6 million is accounted for based on the latest actuarial valuation of the Group.

Deferred tax liabilities of ₱95.2 million decreased from prior year's ending balance ₱117.8 million due to deferred tax impact on the changes in fair value of equity investments designated at FVTOCI and amortization of right of use assets.

Other noncurrent liabilities increased by ₱20.9 million (41%), from ₱51.1 million to ₱72.1 million at the end of December 31, 2022. The increase pertains mainly to advance payments received.

Equity

Equity attributable to equity holders of the company increased by ₱712.0 (15%), from 2021 ₱4,842.2 to ₱5,554.2 million in 2022.

Retained earnings. The increase pertains to the net income attributable to equity holder of the company booked in retained earnings amounting to ₱446.1 million.

Other comprehensive income increased by ₱265.9 million (275%) to ₱169.3 million for 2023, the increase pertains to reserve for fair value changes of financial assets investments amounting to ₱69.72 million, the Parent Company's share in foreign currency translation adjustments (loss) of LTP and JASCO in the amount of ₱132.78 million which changes in accordance with US\$ and JPY exchange rate fluctuations during the period covered, MAC's share in re-measurements of defined benefit plan of associates, and re-measurements of defined benefit plans of subsidiaries.

Movement in the "non-controlling interests" depends on the results of operations of MACS, AWSI, BTSI and subsidiaries of MAPDC with JV partners. This account reflects the 33% equity share of SATS (JV Partner of MAC) in the catering JV, 40% share of minority shareholders in SUMMA, 33% share of minority shareholders in BTSI, 49% share of PTC Holding, Inc. ("PTC") in FAA, 20% share of Konoike in MASCORP and 49% share of minority shareholders in Allied Konsult, and 49% share of minority shareholder of ARDI. As of December 31, 2022, non-controlling interests amounted to ₱114.5 million, an increase by ₱18.6 million (19%) from ₱95.8 million for December 31, 2022.

Total Equity increased by ₱730.6 million (15%), from last year's ₱4,938.0 million to ₱5,668.6 million as of December 31, 2022.

Key Performance Indicators

The Group uses the following major performance measures. The analyses are based on comparisons and measurement on financial data of the current period against the same period of the previous year.

	December 31, 2022	December 31, 2021
Return on Net Sales (RNS)	9.45%	-7.74%
Return on Investment (ROI)	6.54%	-0.03%
Return on Equity (ROE)	10.53%	-3.83%
Direct Cost Ratio	81.28%	102.22%
Operating Expense Ratio	16.24%	35.13%
Current Ratio	1.16 : 1	1.11 : 1
Debt-to-Equity Ratio	22.37%	31.6%
Interest Coverage Ratio	4.72 : 1	-0.52 : 1
Asset-to-Equity Ratio	2.03: 1	2.12: 1

- Return on net sales increase from -7.74% for 2021 to 9.45% as of December 31, 2022. The improvement in the consolidated RNS in the current period compared to same period last year is caused by improvement in revenues generated by our operating subsidiaries in the current year compared to the same period last year.
- Movement from -0.03% to 6.54% in ROI ratio is parallel to that of the RNS due to the Group's financial performance as discussed above.
- The ROE of 10.53% in 2022 improved compared to -3.83% for the same period in 2021.
- The direct cost ratio decreased from 102.22% to 81.28% for 2022.
- Operating expense ratio also decreased from 35.13% to 16.24% for 2022.
- The Group still has a healthy current ratio indicating the Group's solid ability to meet its current liabilities, with an adequate portion of current assets held as cash. Current ratio as of December 31, 2022 stands at 1.16:1 compared to 1.11:1 in 2021.
- Debt to equity ratio stands at 23.37% for 2022 from 31.6% the same period last 2021. The improvement in debt-to-equity ratio is due to the net decline of loans which remained outstanding at period end, while the equity increased due to net income earned and remeasurement gains during the current year.
- As the Group started to report positive operating results during the current reporting period, it will be able to cover interest payments arising from its debts. Interest coverage ratio increased from -0.52:1 to 4.72:1 for December 31, 2022.
- The ratio between total assets and total equity indicates that the assets of the Group continue to be supported principally by shareholders' capital than debt. Asset to equity ratio stands from 2.12:1 for 2021 to 2.03:1 for the period December 31, 2022.

The indicators above are measured as follows:

$$1. \text{ Return on Net Sales} = \frac{\text{Total Net Income}}{\text{Total Net Revenues}}$$

$$2. \text{ Return on Investment} = \frac{\text{NI attributable to Equity holder of Parent}}{\text{Total Equity}}$$

		Total Interest-bearing Liabilities + Equity attributable to Equity holder of Parent
3. Return on Equity	=	$\frac{\text{Total Net Income}}{\text{Total Equity}}$
4. Direct Cost Ratio	=	$\frac{\text{Total Direct Cost}}{\text{Total Net Revenues}}$
5. Operating Expense Ratio	=	$\frac{\text{Total Operating Expenses}}{\text{Total Net Revenues}}$
6. Current Ratio	=	$\frac{\text{Total Current Assets}}{\text{Total Current Liabilities}}$
7. Debt-to-Equity Ratio	=	$\frac{\text{Total Interest-bearing Debts}}{\text{Total Equity}}$
8. Interest Coverage Ratio	=	$\frac{\text{Total Earnings before Interest and Taxes}}{\text{Interest Expense}}$
9. Asset-to-Equity Ratio	=	$\frac{\text{Total Assets}}{\text{Total Equity}}$

Plans and Prospects

The continuing recovery of the aviation industry has strengthened the profitability of MacroAsia's aviation units, considering that the key drivers of revenue growth for aviation services are increases in flights and passengers. The impending privatization of the operations of the country's main airport - NAIA, will ultimately result in to more flights and passengers for the main hub as the airport facilities are foreseen to grown and become more efficient. While the costs of doing business in the airport may go up under a new management setup, such costs are often passed on to clients based on open-book pricing practices in key business units. Moving forward, MacroAsia shall continue to strengthen its support for its main aviation business segments. These include airline catering, MRO and ground handling services. The Group will seek to maximize opportunities for growth in the non-airport segments like food services in locations outside of the airport, water treatment and distribution, information and data connectivity projects within the Group and its partners.

Geared to a continuing growth in 2024, MacroAsia continues to pursue sustainable cost leadership projects within the Group. Among the key thrusts are as follows:

MRO (Aircraft Maintenance, Repair, Overhaul):

Lufthansa Technik Philippines (LTP) has converted in 2023 its new hangar, Hangar 1-A which was initially intended for the base maintenance of narrow-body aircrafts to a mixed-used hangar for wide-body aircraft base maintenance (focus on the A380). LTP will continue to strengthen and expand its complement of rated mechanics and engineers to grow its capability for heavy-base repair. For facility expansion, it is looking at airports outside of Metro Manila to cater to the growing MRO requirements of airlines. Currently, it is studying the possibility of building an MRO facility in Clark Airport.

FOOD SERVICES:

Inflight Food: The Group's inflight catering services business through MacroAsia Catering Services (MACS), and MacroAsia SATS Inflight Services (MSIS), showed a substantial increase in meal volumes in 2023 as compared with prior years. MSIS will continue to refurbish portions of its production facility at the landside area of the airport near Terminal 2. MACS will pursue efforts to re-fleet its high-lift trucks, as part of its capacity building drive to meet clients' requirements. Cebu Pacific Catering Services (CPCS) has reopened in 2023, and will continue to experience topline growth as Mactan, Cebu Airport is seeing more pax and flight movements.

Non-Airline Food: MacroAsia SATS Food Industries (MSFI) has seen robust growth in its central kitchen in 2023. To support further growth, the business unit is currently studying the expansion of the central kitchen to be able to accommodate more clients in the facility by 2025. The expansion area is beside its current location, on the land owned by MacroAsia Properties Development Corporation. The Group is also studying to expand its commissary geographically, focusing in other cities beyond Metro Manila.

GATEWAY SERVICES:

The Group's ground handling business, through MASCORP will continue to increase its workforce to meet the demand of client airlines that have been increasing their flight and pax volumes. It will also carry on its re-fleeting of ground support equipment (GSE) to meet the growing demand for ramp services. The Group's revenues from gateway services include ground handling, apron ramp cleaning, maintenance of ground support equipment (GSE) and cargo handling.

PROPERTY DEVELOPMENT:

Maintaining a status quo in property development, MacroAsia through its wholly owned subsidiary, MacroAsia Properties Development Corporation collaboratively works with its subsidiaries and affiliates for contracted servicing and construction.

AVIATION TRAINING:

With the opening of Subic Bay International Airport (SBIA) for flights, First Aviation Academy, Inc. (FAA) resumed its training operations and has grown its portfolio of students. Earlier training batches that were impacted by the pandemic constraints in flying were able to graduate in 2023. New batches of trainees for pilot schooling were opened. The pilot training academy is preparing for cross-border partnerships that will allow foreign enrollees to get commercial pilot license here in the Philippines, while ramping up on the recruitment of local enrollees. It has partnered with Philippine National Bank which will offer financing to qualified enrollees.

In previous years, the Group has ventured into natural resources development, considering its history as a mining company in the 1970's.

MINING:

In 2022, exploration work was done to re-affirm the presence of nickel in the Brookes' Point tenement. As the mineralization was affirmed and with the moratorium in mining getting lifted, MacroAsia signed an operating agreement with a local mining operator. The Environmental Compliance Certificate (ECC) for operations was renewed in 2023 and a few more permits to support operations are still being

awaited. The Group is expecting recurring cash inflow through royalty payments once operation of the mine commences.

WATER BUSINESS:

Proving its flexibility in the pandemic, the Water Segment of the Group has significantly increased its revenues. With the tourism industry getting back to normal, BTSI has shown a substantial growth in its performance in 2023. This provider of water on Boracay Island will continue to deliver revenue growth due to the expansion of its pipeline for commercial and residential clients in unserved areas of the Island. Its subsidiary is also foreseen to start its water project in Iloilo within the latter part of 2024.

The Cavite-based business units, NWSC and Aqualink have both recorded positive results in 2023. Venturing outside their current service areas, NWSC and Aqualink are expected to grow further in 2024. Adding to the market share in Cavite, Cavite AlliedKonsult, a project company under the partnership of MacroAsia and EnviroKonsult has been inaugurated in 2022 and has secured long-term septage contracts with water service providers in 2023. Cavite AlliedKonsult owns the biggest septage treatment facility in the Philippines with the capacity of 400 to 600 cubic meters per day. Cavite AlliedKonsult is servicing the septage management of the Group and various private water providers as well as the water districts with the Province of Cavite.

Through its original equipment manufacturer subsidiary, Summa Water Services, Inc., MacroAsia has continuously built portable water treatment plants for various LGUs and government agencies. In 2023, Summa Water continued to diversify its client portfolio through various contracts won through tender. It is in the process of completing the documentary requirements to start its bulk water projects in Lapu-Lapu City and Poro Point, La Union. It is foreseen that as soon as requirements are completed, these projects will commence construction within 2024 for completion within a two-year period.

New Prospects

With the intention of addressing the Group's current ICT requirements, MacroAsia through its wholly owned subsidiary, Tera Information and Connectivity Solutions, Inc. has ventured into providing ICT solutions within the Group. Tera has partnered with several entities to prepare the Group in its digitalization efforts. Currently, it is working with the Group's groundhandling unit to utilize the 800mhz frequency for radio trunking in the airport. It is also implementing connectivity works to support a smart city in a development area in the province of Cavite. Other similar projects are being lined up for Tera.

The MAC Group anticipates growing its business further in 2024, despite several headwinds and probable constraints beyond its control. With more stable cash flow generation from its subsidiaries, MacroAsia aims to expand further its current business units and invest in new businesses. The positive developments in its non-airline food, mining and water business segments support a more resilient revenue portfolio for the Group in the years to come.

There are no known trends, events or uncertainties that has material impact on liquidity of the Corporation.

There are no events that will trigger direct or contingent financial obligation that is material to the Corporation, including any default or acceleration of an obligation.

There are no material off-balance sheet transactions, arrangements obligations (including contingent obligations), and other relationships of the Corporation with unconsolidated entities or other persons created during the period.

There are no known trends, events or uncertainties that have a material impact on sales.

There are no seasonal aspects that have a material effect on the financial statements (FS).

Information on Independent Accountant and Other Related Matters

Information on Independent Public Accountant

SyCip Gorres Velayo & Co. (SGV & Co.) has acted as the Group's independent public accountant. Audit Partner-in-Charge, Mr. Kristopher S. Catalan of SGV & Co. handled the financial audit for the year ended December 31, 2023. Among his clients are the largest companies in the consumer products and retail, real estate and construction, automotive, transportation, technology, airlines, financing companies, diversified industrial products, hospitality and leisure, educational institutions, healthcare, manpower and labor services, warehouse and logistics, entertainment, sugar mills and refineries, professional services and law firms, animal feeds and nutrition and other agricultural-based businesses, and asset management. He currently leads the Philippine EY Private (client services group focusing on private clients) and the SGV Accounting Standards Group. He is highly knowledgeable in Revenue Recognition, Business Combinations and Leases. He is also a frequent resource person in training on International Financial Reporting Standards (IFRS) and Assurance.

External Audit Fees and Services

	2023	2022
Regular annual audit of financial statements	₱ 7,455,500	₱ 6,775,000
Non audit fees	5,800,000	-
Total	₱ 13,255,500	₱ 6,775,000

Audit Committee's Approval Policies for the Services of External Auditor

All services to be rendered and fees to be charged by the external auditors are presented to and pre-approved by the Audit Committee. An audit planning meeting is conducted at least one month before the actual performance of work. Then, upon recommendation and approval by the Board of Directors, the appointment of the external auditor is being confirmed at the annual stockholders' meeting. Representatives of the said firm are expected to be present at the stockholders' meeting and they will have the opportunity to make a statement if they desire to do so and are expected to be available to respond to appropriate questions.

Changes in and Disagreements with Accountants on Accounting and Financial Disclosure

There were no other changes in or disagreements with accountants during the last three (3) calendar years or any subsequent interim period.

Corporate Governance

Evaluation System

The provisions of the Manual on Corporate Governance vis-à-vis the Self-Rating Form on Corporate Governance are regularly reviewed to ensure compliance and identify potential improvements. Deviations, if any, are discussed during the Regular Board Meeting of the Corporation.

Measures To Fully Comply

In line with SEC Memorandum Circular No. 20 Series of 2013, the Corporation's Directors and top-level management attend, on an annual basis, Strategic and Corporate Governance Trainings, primarily to identify and strengthen the mission and vision and the strategies to carry out its objectives based on leading practices on good corporate governance. The trainings attended are conducted by SEC accredited training providers.

The Corporation also holds regular weekly Management Meetings. These meetings are presided by the President/COO and attended by other officers of the Corporation and the management heads of each of the operating subsidiaries and affiliates to discuss their respective financial and operational performances. Business risks and challenges are likewise discussed during these meetings.

Deviations

There are no known deviations from the Corporation's Manual of Corporate Governance except the establishment of the charters of the Board and certain committees; and, that non-executive directors must meet with the external auditor, head of the internal audit, compliance and risk functions without any executive directors present. Compliance with these provisions is now being processed.

Plan to Improve

The Corporation continues to coordinate with regulatory government agencies to further improve in-house corporate governance. It shall also adopt globally proven good governance strategies.

In June 2009, the SEC approved the promulgation of a revised Code of Corporate Governance to make several of its provisions mandatory instead of recommendatory. It issued Memorandum Circular No. 6 (Series of 2009) which took effect on July 15, 2009.

Companies are now obliged to follow SEC's prescribed Corporate Governance Manual. It shall evaluate the corporate governance manuals of companies concerned on an annual basis. The new code doubled the penalty for non-compliance or violation of the provisions thereof. In addition, the new code listed the minimum internal control responsibilities of the board and stipulated specific qualifications for members of the Audit Committee.

With this development, the Corporation undertook a revision of its manual on corporate governance to align with the new SEC code. In December 2009, the Board of Directors of MacroAsia Corporation approved the revised manual and disclosed the same to the Philippine Stock Exchange (PSE).

On May 6, 2014, the SEC issued Memorandum Circular No. 9, series of 2014 which mandated all covered corporations to amend their Manuals on Corporate Governance to include therein provisions on stakeholders. In compliance with the Memorandum Circular, the Corporation updated its Corporate Governance Manual which was approved by the Board of Directors during its meeting held on July 18, 2014 and which was disclosed to the SEC and the PSE.

Subsequently, on November 22, 2016, the SEC issued the Code of Corporate Governance which requires all publicly-listed companies to submit a new Manual on Corporate Governance. The Code will adopt the “comply or explain” approach. This approach combines voluntary compliance with mandatory disclosure. Listed companies do not have to comply entirely with the Code, but they must state in their annual corporate governance reports whether they comply with the provisions of the Code, identify any areas of non-compliance and explain the reasons for non-compliance. In accordance therewith, the Corporation amended its Corporate Governance Manual. This was approved by Board of Directors during its meeting held on March 30, 2017, and such approval was disclosed to the SEC and the PSE.

Legal Proceedings

On May 20, 2015, MacroAsia Corporation, through its legal counsel, filed a Motion for Reconsideration with the Court of Appeals seeking to reverse a decision promulgated by the Special Sixteenth (16th) Division of the Court of Appeals confirming the denial by the National Commission on Indigenous Peoples (NCIP) of the issuance of a Certification Precondition to the Company.

On March 14, 2016, the Court of Appeals rendered a decision setting aside NCIP En Banc Resolution No. 011-2012 and directing the NCIP to issue a Certificate Precondition in favor of the Company.

On December 12, 2016, the NCIP filed a Petition for Review on Certiorari pursuant to Rule 45 of the Rules of Court (G.R. No. 226176) before the Supreme Court assailing the March 14, 2016 decision of the Court of Appeals.

The Company and NCIP subsequently executed a Compromise Agreement on February 21, 2023. The Company and NCIP filed a Joint Motion to Render Judgment based on Compromise Agreement before the Supreme Court. In a decision dated August 9, 2023, the Supreme Court granted the Joint Motion to Render Judgment based on the Compromise Agreement and approved the Compromise Agreement between the Company and NCIP. As a result, the Supreme Court deemed the case closed and terminated.

ANNEX D – SECURITIES OF REGISTRANT

Market for Issuer’s Common Equity and Related Stockholder Matters

A. Market Information

MAC’s common shares are listed and traded at the Philippine Stock Exchange. The following table shows the high and low prices (in ₱) of the Corporation for the years 2023 and 2022:

Quarter	2023		2022	
	High	Low	High	Low
1 st Quarter	5.50	4.73	6.25	4.80
2 nd Quarter	5.00	4.38	5.88	4.00
3 rd Quarter	4.57	3.70	5.54	4.06
4 th Quarter	4.27	3.75	5.38	4.25

The price information of MAC common shares as of the close of the latest practicable trading date, April 5, 2024 is ₱5.11.

B. Holders

There are 845 registered holders of the total 1,890,958,323 common shares of the Corporation as of March 31, 2024. The top 20 stockholders as of March 31, 2024 are as follows:

	Stockholder Name	No. of Common Shares	% to Total
1	PCD Nominee Corporation (Filipino)	458,642,709	23.72
2	PAL Holdings, Inc. (formerly Baguio Gold Holdings Corporation)	137,280,000	7.10
3	Conway Equities, Inc.	132,771,600	6.87
4	Solar Holdings Corporation	92,040,000	4.76
5	Dragonstar Management Corp.	83,850,000	4.34
6	Pan Asia Securities Corp.	77,336,602	4.00
7	Profound Holdings, Inc.	74,100,000	3.83
8	Excelventures, Inc.	73,951,800	3.83
9	Bigearth Equities Corporation	72,540,000	3.75
10	PCD Nominee Corporation (Non-Filipino)	57,320,303	2.96
11	Palomino Ventures, Inc.	45,084,000	2.33
12	MacroAsia Corporation	42,347,600	2.19
13	Absolute Holdings & Equities, Inc.	39,000,000	2.02
14	Artisan Merchandising Corp.	39,000,000	2.02
15	Caravan Holdings Corporation	39,000,000	2.02
16	Clipper 8 Realty & Development Corp.	39,000,000	2.02
17	Golden Path Realty Corporation	39,000,000	2.02
18	Primeline Realty, Inc.	39,000,000	2.02
19	Quality Holdings, Inc.	39,000,000	2.02
20	Sunway Equities, Inc.	35,053,200	1.81

C. Dividends

The general dividend policy of MacroAsia is governed by the By-Laws of the Parent Company which provides that dividends upon the capital stock of the Parent Company may be declared by the Board of Directors (BOD) in the manner and form provided by law, after deducting from the net profit of the Parent Company any approved bonuses to the BOD in an amount not exceeding five percent (5%) of the Parent Company's net profit before tax and the expenses of administration. In each case, no dividend declaration shall be made by the Parent Company which would impair its capital. Dividends shall not be declared if there are major investments/projects which the Parent Company and its subsidiaries and associated companies anticipate in the near future.

BOD Approval Date	Dividend per share (in ₱)	Record Date	Payment Date
March 21, 2024	₱0.10	April 19, 2024	May 16, 2024
March 23, 2023	₱0.05	April 21, 2023	May 18, 2023

There are no restrictions that limit the payment of dividends on common shares to stockholders of record as of April 19, 2024.

D. Recent Sales of Unregistered Securities

There was no recorded sale of unregistered securities during the past three years.

Description of Registrant Securities

MacroAsia Corporation has already issued 1,933,305,923 shares of stocks from the total authorized capital stock of 2,000,000,000.

On July 16, 2010, the BOD approved a Share Buyback Program involving a total cash outlay of ₱50.0 million for the repurchase of the outstanding common shares of the Parent Company from the open market, using the trading facilities of the Philippine Stock Exchange (PSE). The Program will not involve any active or widespread solicitation for stockholders to sell. Repurchase of shares of stock will be done during the period of the Program at such prices perceived by the Parent Company to be lower than the inherent value of the share. The Program will run until the ₱50 million authorized cash outlay is fully utilized or until such time that the BOD may direct, subject to appropriate disclosures to the PSE and the SEC.

On June 15 2017, the Board of Directors of MacroAsia Corporation approved to allot ₱210.0 million to buy back shares of MacroAsia Corporation at market price. The mechanics of which shall be similar to the ₱50.0 million buyback program implemented in 2010. The Program commenced on June 20, 2017 and will run until the ₱210.0 million authorized cash outlay is fully utilized, or until such time that the Board of Directors of MacroAsia may direct, subject to appropriate disclosures to the PSE and the SEC.

On March 14, 2019, the Board of Directors approved ₱200.0 million additional funding to the 2017 Share Buyback Program.

On March 6, 2020, the Board of Directors approved another ₱200.0 million additional funding to the 2017 Share Buyback Program.

As of December 31, 2023, the Company has reacquired 42,347,600 shares for ₱459,418,212.

Voting and Preemption Rights

All outstanding common shares of the Corporation as of the record date for the purpose of the Annual Stockholder's Meeting are entitled to one (1) vote per share.

A stockholder entitled to vote at the meeting shall have the right attend the meeting through remote communication and to vote *in absentia* or by proxy the number of shares registered in his name in the stock transfer book of the Corporation for as many persons as there are directors to be elected. Each stockholder shall have the right to cumulate said shares and give one nominee as many votes as the number of directors to be elected, multiplied by the number of his shares shall equal, or he may distribute them on the same cumulative voting principle among as many nominees as he shall see fit; provided, that the number of votes cast by a stockholder shall not exceed the number of his shares multiplied by the number of directors to be elected.

**MINUTES OF THE
ANNUAL STOCKHOLDERS' MEETING OF
MACROASIA CORPORATION**

Held on 11 May 2023 at 3:00 P.M.

via Zoom Webinar

	<u>Number of Shares</u>	<u>Percentage</u>
Total No. of Outstanding Shares (Net of Treasury Shares)	1,890,958,323 shares	100.00%
Total No. of Shares Represented by Proxy/ Present Remotely or via Voting in Absentia	1,371,616,526 shares	72.536%

Directors and Officers Present:

<p>Dr. Lucio C. Tan Carmen K. Tan Eduardo Luis T. Luy Lucio C. Tan III Kyle Ellis C. Tan Vivienne K. Tan Michael G. Tan Johnip G. Cua Ben C. Tiu Marixi R. Prieto Samuel C. Uy Atty. Marivic T. Moya</p>	<p>: Chairman and Chief Executive Officer : Director : Director, President and Chief Operating Officer : Director : Director and Treasurer : Director : Director : Director : Independent Director : Independent Director : Independent Director : Senior Vice President for Human Resources, Legal and External Relations Chief Compliance Officer Corporate Information Officer</p>
<p>Amador T. Sendin</p>	<p>: Chief Financial Officer Senior Vice President for Administration Chief Risk Officer</p>
<p>Belgium S. Tandoc</p>	<p>: Vice-President for Business Development Data Protection Officer</p>
<p>Atty. Florentino M. Herrera III</p>	<p>: Corporate Secretary</p>

I. CALL TO ORDER

On behalf of the Chairman and CEO, Dr. Lucio C. Tan, Mr. Lucio C. Tan III, Director of the Corporation, delivered the following message to the stockholders of MacroAsia Corporation (the “Corporation”):

On behalf of our Chairman, Dr. Lucio Tan, I am conveying his message for this Annual Shareholders’ meeting of the Corporation.

We started year 2022 with uncertainty for our businesses, as the spread of Covid-19 had not yet completely waned. We were hitting high records of infection at that time due to the Omicron variant, causing mobility alert levels to tighten up. This uncertainty turned into hope after some time, as we witnessed the easing of domestic Covid-19 restrictions while the momentum of growth in the Philippine economy was sustained.

With the rebound of consumption spending as the economy and resulting employment grew, we witnessed the continuing recovery of the travel industry. Our businesses in aviation services started to flourish again.

The pandemic period highlights the resilience and will of the Corporation. The companies of the MacroAsia Group withstood these difficult periods, while priming operations towards recovery and resurgence, culminating in our successful turnaround in 2022. We now gladly report to you the return to profitability of the Corporation.

I sincerely thank our management and staff for sustaining their passion, especially during the difficult period, working so hard to address challenge after challenge during the tough two years. I also thank you, dear shareholders, for your trust and confidence. Together, we have been growing and succeeding, regardless of the tough operating conditions.

I will now turn over the floor to Mr. Eduardo Luis T. Luy, President and Chief Operating Officer of the Corporation, who will preside over this meeting.

The Corporation’s President and Chief Operating Officer, Mr. Eduardo Luis T. Luy, called the meeting to order and welcomed the stockholders to the 2023 Annual Stockholders’ Meeting of the Corporation.

The President stated that the Corporation is holding its Annual Stockholders' Meeting by remote communication via Zoom Webinar application in order to safeguard the health and ensure the safety of the stockholders and stakeholders of the Corporation.

The Corporate Secretary, Mr. Florentino M. Herrera III, recorded the minutes of the meeting. He informed the stockholders that the meeting is being recorded in video and audio format, in compliance with the requirements of the Securities and Exchange Commission.

II. CERTIFICATION OF NOTICE

The Corporate Secretary certified that the Notice for the meeting was duly sent twenty-one (21) days prior to the date of the meeting to all stockholders of record of the Corporation as of 11 April 2023, the record date set by the Board of Directors, in accordance with the Revised Corporation Code of the Philippines and the rules of the Securities and Exchange Commission.

The Corporate Secretary stated that the Notice for the meeting was published for two (2) consecutive days, on April 18 and 19, 2023, in the business section of two (2) newspapers of general circulation, the Philippine Star and Philippine Daily Inquirer, both in print and online formats. The Affidavits of Publication issued by the Philippine Star and the Philippine Daily Inquirer are attached hereto as Annexes "A" and "B", respectively.

The Corporate Secretary further stated that the Notice and the Definitive Information Statement were posted on the Corporation's website and disclosed to the Philippine Stock Exchange.

III. MEETING PROCEDURES

The President noted that although the Corporation is holding its Annual Stockholders' Meeting by remote communication due to the COVID-19 pandemic, it strived to provide the stockholders the best opportunity to participate in the meeting.

The President requested the Corporate Secretary to explain the procedures for the holding of the meeting.

The Corporate Secretary stated that the meeting procedures were outlined in the Corporation's Definitive Information Statement. He highlighted the following key points:

1. The Notice advised stockholders who wished to participate in the Annual Stockholders' Meeting by remote communication and vote *in absentia* to pre-register through the Corporation's website by 2 May 2023.
2. Thereafter, pre-registered stockholders were emailed specific log-in credentials to access the voting portal and attend the Annual Stockholders' Meeting.
3. Stockholders were then permitted to submit their votes through the voting portal until 5 May 2023.
4. Stockholders who opted to vote by proxy were required to submit their proxy forms via email to the Corporate Secretary on or before 26 April 2023, in accordance with the By-Laws of the Corporation.
5. The Office of the Corporate Secretary shall tabulate all votes cast *in absentia*. SGV & Co., as the external auditor of the Corporation, will validate the results. The voting results on each matter will be displayed on the screen.
6. For any queries regarding the matters in the Definitive Information Statement or regarding the Corporation in general, the stockholders were encouraged to send in advance their questions regarding the items in the agenda by using the "Queries" tab found in the Annual Stockholders' Meeting page on or before 5 May 2023 so that they may be addressed during the meeting.

The Corporate Secretary stated that no questions were submitted by the stockholders before the aforesaid deadline. Questions received after the deadline were referred to the Corporation's Investor Relations Officer for a response.

IV. CERTIFICATION OF QUORUM

The President then requested the Corporate Secretary to certify the existence of a quorum for the valid transaction of business at the meeting.

The Corporate Secretary stated that based on the online registration record and the proxies on hand, stockholders owning One Billion Three Hundred Seventy One Million Six Hundred Sixteen Thousand Five Hundred Twenty Six (1,371,616,526) shares or 72.536% of the total outstanding capital stock of the Corporation were present or represented by proxy in the meeting.

The Certification issued by Ms. Lilian L. Ruga, Manager 2, and Ms. Emylyn P. Audemard, Manager 1 of the Philippine National Bank Trust Banking Group, the Corporation’s Stock Transfer Agent, on the tabulation of attendance is attached hereto as Annex “C”.

The Corporate Secretary thereafter certified that a quorum existed for the valid transaction of business.

V. APPROVAL OF THE MINUTES OF THE ANNUAL STOCKHOLDERS’ MEETING HELD ON 12 MAY 2022

The President proceeded to the next item in the Agenda, the approval of the Minutes of the Annual Stockholders’ Meeting held on 12 May 2022 (the “Minutes of the 2022 ASM”). The President stated that the Minutes of the 2022 ASM were attached to the Corporation’s Definitive Information Statement, which was posted on the Corporation’s website and disclosed to the Phil. Stock Exchange.

The Corporate Secretary presented Resolution No. SH-2023-01, and based on the votes received, reported the approval by the stockholders of the following resolution which was shown on the screen:

RESOLUTION NO. SH-2023-01

“**RESOLVED**, That the Minutes of the Annual Stockholders’ Meeting held on 12 May 2022 as disclosed in the Corporation’s Definitive Information Statement, be noted and approved.”

	FOR	AGAINST	ABSTAIN
Number of Shares Voted	1,371,611,410	0	5,116
Percentage of Outstanding Shares	72.5353%	0%	0.0003%

VI. PRESENTATION OF 2022 ANNUAL REPORT AND FINANCIAL REPORT

The President reported on the 2022 Annual Report of the Corporation and its subsidiaries (the “MacroAsia Group”) and the Business Outlook for 2023. A copy of the President’s Report is attached hereto as Annex “D”.

Thereafter, the Chief Financial Officer, Mr. Amador T. Sendin, presented the Financial Report on the results of operations for the year ended 31 December 2022, a copy of which is attached hereto as Annex “E”.

VII. APPROVAL OF ANNUAL REPORT AND THE AUDITED FINANCIAL STATEMENTS FOR THE YEAR ENDED 31 DECEMBER 2022

The President requested the Corporate Secretary to present the proposed resolution regarding the notation and approval of the Annual Report and the Audited Financial Statements of the Corporation for the year ended 31 December 2022.

The Corporate Secretary presented Resolution No. SH-2023-02, and based on the votes received, reported the approval by the stockholders of the following resolution which was shown on the screen:

RESOLUTION NO. SH-2023-02

“RESOLVED, That the Corporation’s Annual Report and Audited Financial Statements for the year ended 31 December 2022 be noted and approved.”

	FOR	AGAINST	ABSTAIN
Number of Shares Voted	1,371,611,410	0	5,116
Percentage of Outstanding Shares	72.5353%	0%	0.0003%

VIII. RATIFICATION OF ALL ACTS, PROCEEDINGS AND RESOLUTIONS OF THE BOARD OF DIRECTORS AND MANAGEMENT SINCE THE 2022 ANNUAL STOCKHOLDERS’ MEETING UP TO 11 MAY 2023

The President then proceeded to the approval, confirmation and ratification of all acts, proceedings and resolutions of the Board of Directors and Management of the Corporation since the Annual Stockholders’ Meeting held on 12 May 2022 up to 11 May 2023.

The President stated that a summary of the acts, proceedings and resolutions of the Board and Management is contained in the Definitive Information Statement.

The Corporate Secretary thereafter presented Resolution No. SH-2023-03, and based on the votes received, reported the approval by the stockholders of the following resolution which was shown on the screen:

RESOLUTION NO. SH-2023-03

“RESOLVED, That all acts, proceedings and resolutions of the Board of Directors and of Management since the Annual Stockholders’ Meeting held on 12 May 2022 up to today’s meeting be, as they are hereby approved, confirmed and ratified.”

	FOR	AGAINST	ABSTAIN
Number of Shares Voted	1,371,611,410	0	5,116
Percentage of Outstanding Shares	72.5353%	0%	0.0003%

IX. ELECTION OF DIRECTORS

The President stated that the Articles of Incorporation of the Corporation provides for eleven (11) directors.

The President then requested the Corporate Secretary to explain the procedure for the nomination and election of the directors.

The Corporate Secretary explained that in accordance with the Corporation’s By-Laws and Manual on Corporate Governance, the nomination of the Corporation’s directors was conducted by the Corporate Governance Committee. All recommendations were signed by the nominating stockholders and were submitted to the Corporate Governance Committee and the Corporate Secretary at least thirty (30) days before the date of the Annual Stockholders’ Meeting.

In pre-screening the qualifications of the nominees for independent directors, the Corporate Governance Committee noted the rules outlined in the SEC Memorandum Circular No. 4, Series of 2017, regarding the term limits of Independent Directors, which provides that:

- 1) Independent directors shall serve for a maximum cumulative term of nine (9) years, reckoned from 2012;
- 2) In the instance that a company wants to retain an independent director who has served for nine (9) years, the Board should provide meritorious justification/s and seek shareholders’ approval during the annual shareholders’ meeting; and

- 3) Independent directors, who are barred from re-election as independent directors due to the expiration of the 9-year term or any extension thereof may continue to qualify as non-independent directors.

The Board of Directors of the Corporation, during the meeting held on 18 March 2021, approved the extension of the term of Mr. Johnip G. Cua (“Mr. Cua”) as an independent director of the Corporation for two (2) years, from 2021 to 2023, due to meritorious justifications. The stockholders ratified aforesaid extension of term of Mr. Cua during the Annual Stockholders’ Meeting held on 13 May 2021.

In view of the expiration of the extended term of Mr. Cua as an independent director this year, he has been nominated as a non-independent director for the term 2023 to 2024.

The Corporate Secretary reported that the Corporate Governance Committee approved the following nominees for election as members of the Board of Directors of the Corporation for 2023-2024:

1. Dr. Lucio C. Tan
2. Carmen K. Tan
3. Eduardo Luis T. Luy
4. Lucio C. Tan III
5. Kyle Ellis C. Tan
6. Vivienne K. Tan
7. Michael G. Tan
8. Johnip G. Cua

For Independent Directors:

9. Ben C. Tiu
10. Marixi R. Prieto
11. Samuel C. Uy

The Corporate Secretary thereafter presented Resolution No. SH-2023-04, and based on the votes received by each of the nominees, and considering further that there are only eleven (11) nominees for the eleven (11) seats in the Board, reported the approval of the following resolution which was shown on the screen:

RESOLUTION NO. SH-2023-04

“RESOLVED, That the eleven (11) nominees to the Board of Directors who have been confirmed by the Corporate Governance Committee, namely:

1. Dr. Lucio C. Tan
2. Carmen K. Tan
3. Eduardo Luis T. Luy
4. Lucio C. Tan III
5. Kyle Ellis C. Tan
6. Vivienne K. Tan
7. Michael G. Tan
8. Johnip G. Cua

For Independent Directors:

9. Ben C. Tiu
10. Marixi R. Prieto
11. Samuel C. Uy

are hereby elected as directors of the Corporation for the ensuing year and until the election and qualification of their successors.”

The final votes received by the nominees are as follows:

	FOR	AGAINST	ABSTAIN
Dr. Lucio C. Tan	1,364,518,062	7,093,348	5,116
Carmen K. Tan	1,364,407,602	7,203,808	5,116
Eduardo Luis T. Luy	1,371,534,190	77,220	5,116
Lucio C. Tan III	1,364,169,602	7,441,808	5,116
Kyle Ellis C. Tan	1,371,534,190	77,220	5,116
Vivienne K. Tan	1,364,407,602	7,203,808	5,116
Michael G. Tan	1,364,407,602	7,203,808	5,116
Johnip G. Cua	1,364,169,602	7,441,808	5,116
Ben C. Tiu	1,364,518,082	7,093,328	5,116
Marixi R. Prieto	1,364,484,842	7,126,568	5,116
Samuel C. Uy	1,371,611,410	0	5,116

X. APPOINTMENT OF EXTERNAL AUDITOR

The President then proceeded to the appointment of the external auditor of the Corporation for the ensuing year. He requested the Chairman of the Audit Committee, Mr. Johnip G. Cua, to explain the endorsement of the external auditor.

Mr. Cua explained that the Corporation’s Manual of Corporate Governance provides that the Audit Committee is tasked to select and evaluate the External Auditor of the Corporation which is thereafter endorsed to the Board of Directors and presented to the stockholders for approval.

Mr. Cua reported that, after careful deliberation, and after evaluating the performance of the accounting firm of Sycip Gorres Velayo & Company (SGV & Company) for the past year, the Audit Committee endorsed to the Board its appointment as External Auditor of the Corporation for calendar year 2023. The appointment of SGV & Company was approved by the Board of Directors on 23 March 2023.

The Corporate Secretary thereafter presented Resolution No. SH-2023-05, and based on the votes received, reported the approval by the stockholders of the following resolution which was shown on the screen:

RESOLUTION NO. SH-2023-05

“**RESOLVED**, That SGV & Company be appointed as the External Auditor of the Corporation for calendar year 2023.”

	FOR	AGAINST	ABSTAIN
Number of Shares Voted	1,371,604,210	7,200	5,116
Percentage of Outstanding Shares	72.5349%	0.0004%	0.0003%

XI. OTHER MATTERS

The President advised the stockholders that the Corporation did not receive any queries on or before the 5 May 2023 deadline. He stated that the Corporation’s Investor Relations Officer will address any questions submitted after the deadline. He also informed the stockholders that they may submit additional questions regarding the meeting by sending an email to asmquery@macroasiacorp.com on or before 31 May 2023.

XII. ADJOURNMENT

There being no other matters to discuss, upon motion duly made and seconded, the meeting was adjourned.

CERTIFIED CORRECT:

FLORENTINO M. HERRERA III
Corporate Secretary

ATTESTED BY:

DR. LUCIO C. TAN
Chairman and CEO

EDUARDO LUIS T. LUY
*Chairman of the Meeting/
President and Chief Operating Officer*

REPUBLIC OF THE PHILIPPINES) s.s.
QUEZON CITY)

AFFIDAVIT OF PUBLICATION

I, **LEO N. ALISGAR**, of legal age, single, Filipino and with office address at c/o **PhilSTAR Daily, Inc.**, 202 Railroad Street corner Roberto S. Oca Street, Port Area, Manila, after being duly sworn to in accordance with law, depose and state:

That I am the **BILLING & COLLECTION MANAGER** of the **PhilSTAR Daily, Inc.** a domestic corporation duly organized and existing under by virtue of Philippine laws with office and business address at 202 Railroad Street corner Roberto S. Oca Street, Port Area, Manila.

That the said corporation publishes **THE PHILIPPINE STAR**, a daily broadsheet newspaper published in English and of general circulation.

That the order of _____
MACROASIA CORPORATION _____

captioned as follows: _____
Notice of Annual Stockholders Meeting _____


Please see attached printed text which had been published in **The Philippine STAR** in its issues of: _____

April 18 & 19, 2023 issues in print;
April 18 & 19, 2023 online issues in Onenews.ph

FURTHER AFFIANT SAYETH NAUGHT.
QUEZON CITY, Philippines


LEO N. ALISGAR
Affiant

SUBSCRIBED AND SWORN to before me this _____ day of APR 25 2023 affiant exhibited to me his Unified Multi-Purpose ID (UMID) CRN No. 0111-2584437-3


ATTY. GARY A. SANCIO
Notary Public

Until December 31, 2024
Adm. Matter No. 177
Roll No. 44261
IBP No. 1082447 (LIFETIME)/06-30-17/QC
PTR No. 4029362/01-06-2023/ QC
MCLE Compliance No. VII-0011638/03-01-22

Doc. No. 389
Page No. 79
Book No. 2
Series of 2023

REPUBLIC OF THE PHILIPPINES)
CITY OF MAKATI) S. S.

AFFIDAVIT OF PUBLICATION

I, ADELA GERSALIA MENDOZA, of legal age, Filipino, married and a resident of 14 Registration St. SSS Homes North, Quezon City Philippines after having duly sworn to in accordance with law, hereby declare and testify.

1. That I am the Sales Director – Classified Advertising of the PHILIPPINE DAILY INQUIRER, INC., publisher of the Philippine Daily Inquirer which is being published daily in English, of general circulation with editorial and business address at Chino Roces St. cor. Yague and Mascardo Sts., Makati.

2. That at the order of
MACROASIA CORPORATION

Re: NOTICE OF ANNUAL STOCKHOLDERS'
MEETING

Text of which would be described as follows:

AS PER ATTACHED

Has been published in the Philippine Daily Inquirer's print and digital edition in its issue/ issues of:

April 18 and 19, 2023

Affiant Further Sayeth
Naught, Makati Philippines _____


ADELA G. MENDOZA
Affiant

SUBSCRIBED AND SWORN to before me this
APR 19 2023 day of _____
PHILIPPINES, affiant exhibited to me her Driver's License No. 102-01-455507 issued at Quezon City valid until October 10, 2023 and her SSS No. 03-9451924-9, bearing her photograph and signature.

ATTY. JOSHUA P. LAPUZ
Notary Public Makati City
Until Dec. 31, 2023
Appointment No. M-019-(2022-2023)
PTR No. 9563523 Jan. 3, 2023 / Makati City
IBP Lifetime No. 04097 Roll No. 45790
MCLC Compliance No. VI-0016565
C/F Fedman Bldg., 15th Calcedo St.
Legaspi Village, Makati City

Doc. No. 288
Page No. 59
Book No. 79
Series of 2023.



TRUST BANKING GROUP
Fiduciary Services Division
 3F Trust Banking Group
 PNB Financial Center Pres. D. Macapagal Boulevard
 Pasay City, Philippines

Trunk Lines: (632) 8891-6040 to 70 local 4575
 Direct Line: (632) 8573-4575
 Fax: (632) 8526-3379

May 08, 2023

MACROASIA CORPORATION
 12/F PNB Makati Center,
 6754 Ayala Avenue, Makati City

Attention : **ATTY. FLORENTINO M. HERRERA III**
 Corporate Secretary

Subject : **FINAL TABULATION OF ATTENDANCE**

Gentlemen:

Below is our final tabulation of attendance who registered through MacroAsia ASM Registration Portal for the MacroAsia Corporation Annual Stockholders' Meeting through remote communication at 03:00 in the afternoon of May 11, 2023:

Particulars	No. of Shares	Percentage to Total Outstanding & Subscribed Shares (net of Treasury Shares)
IN PERSON	36,196	0.002
BY PROXY	1,371,580,330	72.534
TOTAL	1,371,616,526	72.536

TOTAL OUTSTANDING SHARES & SUBSCRIBED SHARES (net of Treasury Shares) 1,890,958,323

Very truly yours,
Philippine National Bank
Acting Through Its Trust Banking Group
As Transfer Agent
 By:


LILIAN L. RUGA
 Manager 2


EMYLYN P. AUDEMARD
 Manager 1

MACROASIA CORPORATION
List of stockholders
As of record date, April 11, 2023
For the Annual Stockholders' Meeting on May 11, 2023 at 03:00pm

1,933,305,923 Total Issued and Outstanding
1,890,958,323 Total Issued and Outstanding (net of Treasury Shares)

	NAME OF STOCKHOLDER	NO. OF SHARES		TOTAL	PERCENTAGE	PROXY NAME
		BY PROXY	IN PERSON			
1	Certificated - LTG Aff BAGUIO GOLD HOLDINGS CORPORATION	137,280,000		137,280,000	7.2598109821	Chairman
2	Certificated - LTG Aff CONWAY EQUITIES, INC.	132,771,600		132,771,600	7.0213921896	Chairman
3	Certificated - LTG Aff PAN ASIA SECURITIES CORP.	96,353,602		96,353,602	5.0954905155	Chairman
4	Certificated - LTG Aff SOLAR HOLDINGS CORPORATION	92,040,000		92,040,000	4.8673732721	Chairman
5	Certificated - LTG Aff DRAGONSTAR MANAGEMENT CORP.	83,850,000		83,850,000	4.4342595487	Chairman
6	Certificated - LTG Aff PROFOUND HOLDINGS, INC.	74,100,000		74,100,000	3.9186479733	Chairman
7	Certificated - LTG Aff EXCELVENTURES, INC.	73,951,800		73,951,800	3.9108106773	Chairman
8	Certificated - LTG Aff BIGEARTH EQUITIES CORPORATION	72,540,000		72,540,000	3.8361501212	Chairman
9	Certificated - LTG Aff PALOMINO VENTURES, INC.	45,084,000		45,084,000	2.3841879248	Chairman
10	Certificated - LTG Aff ABSOLUTE HOLDINGS & EQUITIES, INC.	39,000,000		39,000,000	2.0624463017	Chairman
11	Certificated - LTG Aff ARTISAN MERCHANDISING CORP.	39,000,000		39,000,000	2.0624463017	Chairman
12	Certificated - LTG Aff CARAVAN HOLDINGS CORPORATION	39,000,000		39,000,000	2.0624463017	Chairman
13	Certificated - LTG Aff CLIPPER 8 REALTY & DEVELOPMENT CORP.	39,000,000		39,000,000	2.0624463017	Chairman
14	Certificated - LTG Aff GOLDEN PATH REALTY CORPORATION	39,000,000		39,000,000	2.0624463017	Chairman
15	Certificated - LTG Aff PRIMELINE REALTY, INC.	39,000,000		39,000,000	2.0624463017	Chairman
16	Certificated - LTG Aff QUALITY HOLDINGS, INC.	39,000,000		39,000,000	2.0624463017	Chairman
17	Certificated - LTG Aff SUNWAY EQUITIES, INC.	35,053,200		35,053,200	1.8537267360	Chairman
18	Certificated - LTG Aff BASIC OPTIONS, INC.	34,320,000		34,320,000	1.8149527455	Chairman
19	Certificated - LTG Aff BESTVIEW DEVELOPMENT CORP.	34,320,000		34,320,000	1.8149527455	Chairman
20	Certificated - LTG Aff INFINITY EQUITIES INCORPORATED	34,320,000		34,320,000	1.8149527455	Chairman
21	Certificated - LTG Aff KINSTON REALTY & DEVELOPMENT CORPORATION	34,320,000		34,320,000	1.8149527455	Chairman
22	Certificated - LTG Aff LEGACY HOLDINGS, INC.	34,320,000		34,320,000	1.8149527455	Chairman
23	Certificated - LTG Aff PRIMA EQUITIES & INVESTMENTS CORP.	34,320,000		34,320,000	1.8149527455	Chairman
24	Certificated - LTG Aff WINSOR MERCHANDISING CORP.	34,320,000		34,320,000	1.8149527455	Chairman
25	Standard Chartered SCBK1000000	7,170,568		7,170,568	0.3792028578	Chairman
26	HSBC HSBC10	8,145,560		8,145,560	0.4307635922	Chairman
27	MAC PORTAL c/o MAC Gladys Lorraine P. Salamatian		23,880	23,880	0.0012628517	
28	MAC PORTAL c/o MAC Ike Tom T. Tolentino		7,200	7,200	0.0003807593	
29	MAC PORTAL c/o MAC Julius Victor Emmanuel J. Sanvictores		636	636	0.0000336337	
30	MAC PORTAL c/o MAC Abigail sy		4,480	4,480	0.0002369169	
	Total	1,371,580,330	36,196	1,371,616,526	72.5355238831	
	Percentage	72.534	0.002	72.536		



PRESIDENT’S REPORT

Dear Shareholders, Management, Staff, and Other Stakeholders of MacroAsia:

Prior to the 2020 pandemic-related quarantine measures that restricted mobility in many areas, the momentum of our business units was influenced largely by the robust growth in the travel industry.

As lockdown measures were imposed to curb the spread of Covid-19, our operations were also impacted, resulting into lower activity levels in MRO, in-flight catering, and ground handling starting Q2 of 2020.

The business concentration risks that we faced during the pandemic motivated us to recalibrate our strategy, to go beyond focusing on just our core segments in aviation services and to SCALE THE EDGES of our business portfolio, where around it lay the water concession business units, food commissary outside the airport, and mining operations. Because of this strategy expansion, we see the MAC Group today as more resilient in terms of its ability to generate topline results, since its revenue sources are no longer confined to airport processes.

Growing our water concessions and utility business saw us billing 17.5 million cubic meters in 2022, compared to 7.8 million in 2019. Our food segment also accounted for 15 million meals in 2022, compared 13.7 million meals in 2019, driven by our foray into non-airline institutional clients.

Our operations in the airports, particularly MRO and ground handling, returned to profitability even before passengers started to return in bulk to the terminals. Planes were called back to service for repatriation or cargo flights even during the strict quarantine periods. Revenues continued to grow, as passengers were allowed by countries to travel more freely in the ensuing months.

Our consolidated 2022 revenue level of Php4.9 billion shows very good recovery, since it is 79% of what we achieved in 2019 and 250% of what we reported in 2021. The strong topline growth turned in a net income of Php461.43 million and a comprehensive income of Php730.62 million in 2022. These results contrast to the net loss of Php150.92 million in 2021.

In the medium term, we will strengthen our airport operations by building additional aviation services capacity and expand our human resources. New cargo warehousing, cold storage, and additional MRO facilities shall be studied and pursued to support our core businesses. Alongside that, we will also harness the growth momentum of our SCALING THE EDGES strategy as we will continue to expand the coverage areas of our water business

units. Lastly, we hope that by the end of the year, we will start receiving royalties from our nickel mining project in partnership with our operator, Calmia Nickel.

Our efforts towards the developing transformation of MacroAsia beyond aviation services can only be strengthened by your continuing support and confidence in us and our operating teams. On behalf of the executive and management teams, we thank the Directors of the various boards for their valuable feedback and guidance. We also thank our partners, our staff, and our host communities for the common engagement to work together and achieve more for everyone's benefit.

Last but not least, we thank our dear shareholders for their never-ending trust and confidence in our stewardship as we move forward to bring MacroAsia to new heights.

2022 Financial Report

As reported by our President, 2022 is a turnaround year for MacroAsia, after two years of successive losses. The key drivers for growth are the increased business volume from aviation services and in our water business units.

FINANCIAL STANDING

Our financial standing has improved, as total assets increased to Php11.5 billion in 2022, from Php10.5 billion in 2021. The growth of our working capital is aligned with the increase in business volumes. Current Assets have gone up to Php3.05 billion, from Php2.4 billion, while Current Liabilities have also gone up to Php2.6 billion, from Php2.1 billion. Our Stockholders’ Equity stands at Php5.7 billion, from Php4.9 billion the previous year. Our book value per share is now Php2.99 per share, compared to Php2.60 per share in 2021.

RESULTS OF OPERATIONS

Our gross revenues amount to Php4.9 billion, from Php1.9 billion the previous year. Our net income after tax stands at Php461.4 million, in contrast to a loss of 150 million in 2021. Our earnings per share is Php0.24/share in 2022.

Because of the improved performance, the financial ratios that we report indicate significant improvements. Debt remains to be 0.11 of total assets and reflects a debt-to-equity ratio of 0.22. Our return on equity for 2022 is 8%, in positive territory at this point.

With the turnaround of aviation-related businesses, increased capacity in non-aviation business units and the cash inflow from new projects that were implemented, the Group stands on solid financial ground to continue operating in this challenging environment.

2023 OUTLOOK

The momentum from 2022 under a more favorable operating environment will continue to drive revenue growth and profitability. Pre-pandemic in 2019, our consolidated revenues stood at Php6.2 billion, and we look forward to exceeding this level in 2023. Net income growth will be tempered by inflationary and price pressures on production inputs and other costs.

Our teams remain committed to driving our growth, although we remain cautious of the external factors that constrain us on the ground. We look forward though to a stronger and bigger MacroAsia in 2023 and beyond.

CERTIFICATION OF INDEPENDENT DIRECTOR

I, Samuel C. Uy, Filipino, of legal age and a resident of 118 Davao St., West Insular Village, Davao City, Philippines, after having been duly sworn in accordance with law do hereby declare that:

1. I am a nominee for Independent Director of MacroAsia Corporation, and have been its independent director since April 30, 2018.
2. I am affiliated with the following companies or organizations (including Government Owned and Controlled Corporations):

Company /Organization	Position/Relationship	Period of Service
3S Realty Corporation	President and CEO	Since 2007
Toril Sports Complex	President and CEO	Since 2013
Kaunlaran Devt Corporation	President	Since 2020
Davao Farms Corporation	President	Since 2020
Dimdi Centre Inc	Vice President	Since 1986
Daland Devt Corp	Vice President	Since 2005
Dimdi Builders Corp	Treasurer	Since 2004
Asaje Realty Corp	Treasurer	Since 2020
Philippine Airlines, Inc	Independent Director	Since 2017

3. I possess all the qualification and none of the disqualification to serve as an Independent Director of MacroAsia Corporation, as provided for in Section 38 of the Securities Regulation Code and its Implementing Rules and Regulation and other SEC issuances.
4. I am related to the following director/officer/substantial shareholder of (covered company and its subsidiaries and affiliates) other than the relationship provided under Rule 38.2.3 of the Securities Regulation Code. (where applicable)


Name of Director/Officer/Substantial Shareholder	Company	Nature of Relationship

5. To the best of my knowledge, I am not the subject of any pending criminal or administrative investigation or proceeding / I disclose that I am the subject of the following criminal / administrative investigation or proceedings (as the case may be):

Offense Charged/ Investigated	Tribunal or Agency involved	Status


6. (For those in government service /affiliated with a government agency or (GOCC) I have the required written permission or consent from the (head of the agency/department) to be an independent director in _____, pursuant to Office of the President Memorandum Circular No. 17 and Section 12, Rule XVIII of the Revised Civil Service Rules.
7. I shall faithfully and diligently comply with my duties responsibilities as independent director under the Securities Regulation Code and its Implementing Rules and Regulations, Code of Corporate Governance and other SEC issuances.
8. I shall inform the corporate secretary of MacroAsia Corporation of any changes in the abovementioned information within five days from its occurrence.

Done, this _____ day of MAR 27 2024 2023 at MAKATI CITY.


Samuel C. Uy

SUBSCRIBE AND SWORN to before me this _____ day of MAR 27 2024 2023 at MAKATI CITY affiant personally appeared before me and exhibited to me his/her Passport No. P2115390B issued at Department of Foreign Affairs Davao on the 9th of May 2019.

Doc No. 466 :
Page No. 95 :
Book No. XVII :
Series of 2024 :


MA. ESMERALDA R. CUNANAN
Notary Public for and in Makati City
Until December 31, 2025
Appt. No. M-013 (2024-2025) Makati City
Attorney's Roll No. 34562
MCLE Compliance No. VII-0004035/valid until 4-14-2027
PTR No. 10074031/1-2-2024/Makati City
IBP Lifetime Member No: 05413
G/F Dela Rosa Carpark I, Dela Rosa St
Legaspi Village, Makati City

CERTIFICATION OF INDEPENDENT DIRECTOR

I, **DIWA C. GUINIGUNDO**, Filipino, of legal age and a resident of 5 General Luna Street, New Intramuros Village, Commonwealth Avenue, Diliman, Quezon City, after having been duly sworn in accordance with law do hereby declare that:

1. I am a nominee for Independent Director of MacroAsia Corporation, and have not been its independent director.
2. I am affiliated with the following companies or organizations (including Government Owned and Controlled Corporations):

Company /Organization	Position/Relationship	Period of Service
Sim Kee Boon Institute for Financial Economics of Singapore Management University	Member, Advisory Board	2019 - present
International Care Ministries	Member, Board of Advisors	2019 - present
Bain & Company	External Advisor	2020 - present
AIA Philippines Investment Management and Trust Corporation	Independent Director	2020 - present
ASEAN + 3 Macroeconomic Research Office	Member, Advisory Panel	2023 - 2025
GlobalSource Partners	Principal Advisor	Oct 2023 - present

3. I possess all the qualifications and none of the disqualifications to serve as an Independent Director of MacroAsia Corporation, as provided for in Section 38 of the Securities Regulation Code and its Implementing Rules and Regulation and other SEC issuances.
4. I am related to the following director/officer/substantial shareholder of (covered company and its subsidiaries and affiliates) other than the relationship provided under Rule 38.2.3 of the Securities Regulation Code. (where applicable)

Name of Director/Officer/Substantial Shareholder	Company	Nature of Relationship

5. To the best of my knowledge, I am not the subject of any pending criminal or administrative investigation or proceeding / I disclose that I am the subject of the following criminal / administrative investigation or proceedings (as the case may be):

Offense Charged/ Investigated	Tribunal or Agency involved	Status

6. (For those in government service /affiliated with a government agency or (GOCC) I have the required written permission or consent from the (head of the agency/department) to be an independent director in _____, pursuant to Office of the President Memorandum Circular No. 17 and Section 12, Rule XVIII of the Revised Civil Service Rules.




7. I shall faithfully and diligently comply with my duties and responsibilities as independent director under the Securities Regulation Code and its Implementing Rules and Regulations, Code of Corporate Governance and other SEC issuances.
8. I shall inform the corporate secretary of MacroAsia Corporation of any changes in the abovementioned information within five days from its occurrence.

Done, this 25th day of March 2024 in Quezon City.


DIWA C. GUINIGUNDO
Affiant

SUBSCRIBE AND SWORN to before me this day of MAR 26 2024 2024 at MAKATI CITY affiant personally appeared before me and exhibited to me his/her Passport No. P1759465B issued at Department of Foreign Affairs Manila on 28 May 2019.

Doc No. 394 :
Page No. 50 :
Book No. XVIII :
Series of 2024


MA ESMERALDA R. CUNANAN
Notary Public for and in Makati City
Until December 31, 2025
Appt. No. M-013 (2024-2025) Makati City
Attorney's Roll No. 34562
MCLE Compliance No. VII-0004035/valid until 4-14-2024
PTR No. 10074031/1-2-2024/Makati City
IBP Lifetime Member No. 05413
G/F Dela Rosa Carpark I, Dela Rosa St
Legaspi Village, Makati City

CERTIFICATION OF INDEPENDENT DIRECTOR


I, **RAMON P.D. DIZON**, Filipino, of legal age and a resident of Unit 3706 Senta Condominium, 140 Legazpi St., Legazpi Village, Makati City, after having been duly sworn in accordance with law do hereby declare that:

1. I am a nominee for Independent Director of MacroAsia Corporation.
2. I am currently affiliated with the following companies or organizations, including Government Owned and Controlled Corporations:

Company /Organization	Position/Relationship	Period of Service
PAL Holdings, Inc.	Independent Director	2023 to present
DigiPlus Interactive Corp.	Independent Director	2022 to present
MegaLink Inc.	Independent Director	2022 to present
Monde Nissin Corporation	Consultant	2022 to present

3. I possess all the qualifications and none of the disqualification to serve as an Independent Director of MacroAsia Corporation, as provided for in Section 38 of the Securities Regulation Code and its Implementing Rules and Regulation and other SEC issuances.
4. I am not related to any director, officer, substantial shareholder of MacroAsia Corporation, its subsidiaries, and affiliates. other than the relationship provided under Rule 38.2.3 of the Securities Regulation Code. (where applicable)
5. To the best of my knowledge, I am not the subject of any pending criminal or administrative investigation or proceeding.
6. I shall faithfully and diligently comply with my duties responsibilities as independent director under the Securities Regulation Code and its Implementing Rules and Regulations, Code of Corporate Governance, and other SEC issuances.
7. I shall inform the corporate secretary of MacroAsia Corporation of any changes in the abovementioned information within five days from its occurrence.

Done, this MAR 26 2024 day of 2024 at Makati City.



RAMON P. D. DIZON
Affiant

MAR 26 2024

SUBSCRIBE AND SWORN to before me this _____ day of _____ 2024 at MAKATI CITY affiant personally appeared before me and exhibited to me his/her Passport No. P7399265A issued on 31 May 2018 at Department of Foreign Affairs Manila.

Doc No. 355 :
Page No. 72 :
Book No. XVIII :
Series of 2024



MA. ESMERALDA R. CUNANAN

Notary Public for and in Makati City

Until December 31, 2025

Appt. No. M-013 (2024-2025) Makati City

Attorney's Roll No. 34562

MCLE Compliance No. VII-0004033/valid until 4-14-2025

PTR No. 10074091/1-2-2024/Makati City

IBP Lifetime Member No. 05413

G/F Dela Rosa Carpark I, Dela Mesa St.

Lagespi Village, Makati City

SECRETARY'S CERTIFICATE

I, **FLORENTINO M. HERRERA III**, of legal age, Filipino, with office address at 5th Floor SGV II Building, 6758 Ayala Avenue, Makati City, after being duly sworn to in accordance with law, depose and state that:

1. I am the Corporate Secretary of **MACROASIA CORPORATION** (the "Corporation"), a corporation duly organized and existing under and by virtue of Philippine laws with principal office address at 12/F PNB Allied Bank Center, 6754 Ayala Avenue, Makati City.
2. I hereby certify that no director or officer of the Corporation is connected with any government agency or government instrumentality.
3. The foregoing information is in accordance with the records of the Corporation in my possession.


IN WITNESS WHEREOF, I have hereunto affixed my signature this 26th day of March 2024 at Makati City.


FLORENTINO M. HERRERA III
Corporate Secretary

REPUBLIC OF THE PHILIPPINES)
MAKATI CITY)SS.

SUBSCRIBED AND SWORN to before me this 26th day of March 2024 at Makati City, affiant exhibited to me his Republic of the Philippines Passport No. P2337037B issued on 26 June 2019 at DFA NCR East.

Doc. No. 324 ;
Page No. 66 ;
Book No. I ;
Series of 2024.


FRANS JOSEPH F. INCOMIO
Notary Public for Makati City
Appointment No. M-378
Until 31 December 2024
12/F SGV I Building,
6758 Ayala Avenue, Makati City
Roll of Attorneys No. 80633
PTR No. 10090851 / Makati / 18 January 2024
IBP No. 397087 / Laguna / 04 January 2024

GUIDELINES FOR PARTICIPATING VIA REMOTE COMMUNICATION AND VOTING *IN ABSENTIA*

The 2024 Annual Stockholders' Meeting (ASM) of MacroAsia Corporation (the "Corporation") will be held on May 9, 2024 at 3:00 P.M. The Board of Directors of the Corporation has fixed April 8, 2024 as the record date for the determination of stockholders entitled to notice of, to attend, and to vote at the ASM and any adjournment thereof.

The Board of Directors of the Corporation has approved and authorized stockholders to participate in the ASM via remote communication and to exercise their right to vote *in absentia* or by proxy.

REGISTRATION

The Annual Stockholders' Meeting will be streamed live.

Stockholders who wish to attend the ASM through remote communication must register on or before April 30, 2024 through the webpage portal available at <http://www.macroasiacorp.com/asm>.

Stockholders who intend to vote by proxy must also register through the webpage portal at <http://www.macroasiacorp.com/asm> and submit their duly accomplished proxy forms via email to macasm@macroasiacorp.com, not later than April 24, 2024.

For registration purposes, the link will require stockholders to upload the following requirements and documents, subject to verification and validation:

1. Individual Stockholders

- 1.1. Clear digital copy of the front and back portion of a valid government-issued identification card/s (ID/s), which include the passport, driver's license, SSS ID, senior citizen ID, among others in order to validate the registration of the stockholder
- 1.2. Active e-mail address/es
- 1.3. Active contact number/s, with area and country codes

2. Multiple Stockholders or with joint accounts

- 2.1. Clear digital copy of the front and back portion of a valid government-issued identification card/s (ID/s), which include the passport, driver's license, SSS ID, senior citizen ID, among others in order to validate the registration of the stockholders
- 2.2. Active e-mail addresses of the stockholders
- 2.3. Active contact numbers, with area and country codes
- 2.4. Digital copy of an authorization letter executed by all named holders, authorizing a holder to vote for and on behalf of the account

3. Corporate Stockholders

- 3.1. Digital copy of the Secretary's Certificate (or equivalent for non-resident) attesting to the authority of the representative to vote for and on behalf of the corporation
- 3.2. Clear digital copy of the front and back portion of a valid government-issued identification card/s (ID/s), which include the passport, driver's license, SSS ID, senior citizen ID, among others to validate the registration of the authorized representative
- 3.3. Active e-mail address/es of the authorized representative

- 3.4. Active contact number of an authorized representative, with area and country codes

4. PCD Participants/Brokers

- 4.1. Digital copy of the Secretary's Certificate (or equivalent for non-resident) attesting to the authority of the representative to vote for and on behalf of the PCD participant/broker
- 4.2. Digital copy of the certificate of shareholdings issued by the PCD/broker
- 4.3. Clear digital copy of the front and back portion of a valid government-issued identification card/s (ID/s), which include the passport, driver's license, SSS ID, senior citizen ID, among others to validate the registration of the authorized representative
- 4.4. Active e-mail address/es of the authorized representative
- 4.5. Active contact number of the authorized representative, with area and country codes

The documents will be validated by the Office of the Corporate Secretary, in coordination with PNB Trust, the Stock and Transfer Agent of the Corporation. Successfully registered stockholders will receive an email containing a link to the voting portal, log-in details, and other relevant information and instructions.

ONLINE VOTING

1. **Online voting must be completed on or before May 3, 2024.**
2. A successfully registered stockholder may access the voting portal through the link and using the log-in details emailed to them.
3. Upon accessing the portal, the stockholder can vote on each agenda item. A brief description of each item for stockholders' approval will be appended to the Notice of Meeting.

3.1 A stockholder has the option to vote "For", "No", or "Abstain" on each agenda item for approval.

3.2 For the election of directors, the stockholder has the option to vote for all nominees, withhold vote for any of the nominees, or vote for certain nominees only.

Note: A stockholder may vote such number of his/her shares for as many persons as there are directors to be elected or he may cumulate said shares and give one candidate as many votes as the number of directors to be elected multiplied by the number of his shares shall equal, or he may distribute them on the same principle among as many candidates as he shall see fit, provided, that the total number of votes cast shall not exceed the number of shares owned by the stockholder.

4. Once the stockholder has finalized his vote, he can proceed to submit his vote by clicking the "Submit" button. The stockholder cannot change and re-submit votes.
5. The Office of the Corporate Secretary shall tabulate all votes cast *in absentia*. SGV & Company, as the external auditor of the Corporation, will validate the results.

6. Stockholders who register on the website for voting *in absentia* are hereby deemed to have given their consent to the collection, use, storing, and processing of their personal data by the Corporation and any other relevant third party for the purpose of electronic voting *in absentia* during the Annual Stockholders' Meeting. Kindly refer to the attached Annual Stockholders' Meeting Privacy Statement.

ASM LIVESTREAM

The ASM will be broadcasted live and stockholders who have successfully registered will be provided access to participate via remote communication. Instructions on how to access the livestream will be posted at <http://www.macroasiacorp.com/asm>.

Pursuant to SEC Memorandum Circular No. 6, Series of 2020, please be informed that there will be an audio and video recording of the ASM, and will be made available to participating stockholders upon request.

OPEN FORUM

During the virtual meeting, the Corporation will have an Open Forum, during which, the meeting's moderator will read queries submitted by the stockholders in advance. Representatives of the Corporation shall endeavor to answer as many of the questions and comments received from stockholders as time will allow.

Stockholders should send their questions in advance by clicking the **Queries** tab found in the Annual Stockholder's Meeting page (<http://www.macroasiacorp.com/asm>) not later than May 3, 2024.

Questions/comments received but not entertained during the Open Forum due to time constraints will be addressed separately by the Corporation's Investor Relations Officer.

For any concerns, please contact the Corporation's Investor Relations Department at (+632) 8840-2001 local 219 or via email at macasm@macroasiacorp.com.

For complete information on the 2024 Annual Stockholders' Meeting, please visit <http://www.macroasiacorp.com/asm>.

SIGNATURES

Pursuant to the requirements of Section 17 of the Code and Section 141 of the Corporation Code, this report is signed on behalf of the issuer by the undersigned, thereunto duly authorized, in the City of Makati on March 21, 2024.


MACROASIA CORPORATION

Registrant,

By:



DR. LUCIO C. TAN
Chairman and Chief Executive Officer



EDUARDO LUIS T. LUY
President and Chief Operating Officer



AMADOR T. SENDIN
Chief Financial Officer



ATTY. FLORENTINO M. HERRERA III
Corporate Secretary



RONALD RON D. DIMATATAC
Financial Reporting Manager

Subscribed and sworn to before me this _____ day of APR. 01 2024, affiants exhibiting to me his/her Tax Identification Number, as follows:

NAMES	T. I. N.
LUCIO C. TAN	101-914-722
EDUARDO LUIS T. LUY	435-295-033
AMADOR T. SENDIN	135-963-712
ATTY. FLORENTINO M. HERRERA III	106-098-926
RONALD RON D. DIMATATAC	318-508-992

Doc. No. 97
Page No. 21
Book No. XIX
Series of 2024



MA. ESMERALDA R. CUNANAN
Notary Public for and in Makati City
Until December 31, 2025
Appt. No. M-013 (2024-2025) Makati City
Attorney's Roll No. 34562
MCLE Compliance No. VII-0004035/valid until 4-14-2027
PTR No. 10074031/1-2-2024/Makati Cit
ISP Lifetime Member No. 05413
G/F Dela Rosa Carpark I, Dela Rosa St
Legaspi Village, Makati Cit

PART VI - EXHIBITS AND SCHEDULES

Item 13. Exhibits and Reports on SEC Form 17-C

1. Exhibits

Please see accompanying Index to Exhibits in the following pages.

2. Reports on SEC Form 17-C

The Company regularly files various reports on SEC Form 17-C relative to various company disclosures. Among these submission in 2023, the following are the more significant ones:

Date Filed	Description
February 7, 2023	Signing of the JVDA for the SPIA Project
February 8, 2023	Receipt of Certification Precondition
February 23, 2023	LTP Declaration of Dividends
March 2, 2023	Press Release: MacroAsia Signs Strategic Cooperation Agreement With Guangtai
March 23, 2023	Results of Regular Board Meeting including Declaration of Cash Dividends
March 23, 2023	Notice of Analysts' Briefing for 2022 Full Year Report
March 24, 2023	Nomination of Directors (2023)
May 2, 2023	Notice of Participation to PSE STAR Investor Day
May 9, 2023	Notice of Analysts' Briefing for 2023 First Quarter Report
May 11, 2023	Results of Annual Stockholders' Meeting and Organizational Board Meeting
July 20, 2023	Appointment of Vice President for Commercial
August 8, 2023	Notice of Analysts' Briefing for 2023 Second Quarter Report
August 11, 2023	Press Release: 1H 2023 Financial Results
November 3, 2023	Notice of Analysts' Briefing for 2023 Third Quarter Report
November 10, 2023	Press Release: 9M 2023 Financial Results
December 14, 2023	Appointment of Chief Sustainability Officer

ITEM 14. INDEX TO EXHIBITS

Exhibit 1 Consolidated Financial Statements	
Statement of Management’s Responsibility for Consolidated Financial Statements	55-56
Report of Independent Public Accountants	57-63
Consolidated Balance Sheets	64-65
Consolidated Statements of Income	66
Consolidated Statements of Comprehensive Income	67
Consolidated Statement of Changes in Equity	68
Consolidated Statements of Cash Flows	69-70
Notes to Consolidated Financial Statements	71-147
Exhibit 2 Index to Supplementary Schedules	148
Independent Auditors’ Report on Supplementary Schedules	149
Reconciliation of Retained Earnings Available for Dividend Declaration	150-151
Group Structure	152
Schedule A. Financial Assets	153
Schedule B. Amounts Receivable from Directors, Officers, Employees, Related Parties and Principal Stockholders	154
Schedule C. Amounts Receivable from Related Parties which are eliminated during the consolidation of financial statements	155
Schedule D. Long Term Debt	156
Schedule E. Indebtedness to Related Parties	157
Schedule G. Guarantees of Securities and Other Issuers	158
Schedule H. Capital Stock	159
Independent Auditors’ Report on Components of Financial Soundness Indicators	160
Schedule of Financial Soundness Indicators	161-162



MACROASIA CORPORATION

STATEMENT OF MANAGEMENT'S RESPONSIBILITY FOR CONSOLIDATED FINANCIAL STATEMENTS


The management of MacroAsia Corporation and its Subsidiaries (collectively referred to as "the Company") is responsible for the preparation and fair presentation of the consolidated financial statements including the schedules attached therein, for the years ended December 31, 2023 and 2022 and for each of the three years in the period ended December 31, 2023, in accordance with Philippine Financial Reporting Standards, and for such internal control as management determines is necessary to enable the preparation of financial statements that are free from material misstatement, whether due to fraud or error.

In preparing the consolidated financial statements, management is responsible for assessing the Company's ability to continue as a going concern, disclosing, as applicable matters related to going concern and using the going concern basis of accounting unless management either intends to liquidate the Company or to cease operations, or has no realistic alternative but to do so.


The Board of Directors is responsible for overseeing the Company's financial reporting process.

The Board of Directors reviews and approves the consolidated financial statements including the schedules attached therein, and submits the same to the stockholders.


SyCip Gorres Velayo & Co., the independent auditor appointed by the stockholders, has audited the consolidated financial statements of the Company in accordance with Philippine Standards on Auditing, and in its report to the stockholders, has expressed its opinion on the fairness of presentation upon completion of such audit.



Dr. Lucio Tan
Chairman of the Board and Chief Executive Officer



Eduardo Luis T. Luy
President and Chief Operating Officer



Amador T. Sendin
Chief Financial Officer

Signed this 21st day of March 2024




MACROASIA CORPORATION

Subscribed and sworn to before me this MAR 26 2024 day of _____, affiants exhibiting to me his/her Tax Identification Number, as follows:

NAMES	T. I. N.
LUCIO C. TAN	101-914-722
EDUARDO LUIS T. LUY	435-295-033
AMADOR T. SENDIN	135-963-712

Doc. No. 275
Page No. 76
Book No. XIII
Series of 2024


MA. ESMERALDA R. CUNANAN
Notary Public for and in Makati City
Until December 31, 2025
Appt. No. M-013 (2024-2025) Makati City
Attorney's Roll No. 34562
MCLE Compliance No. VII-0004055/valid until 4-14-2025
PTR No. 10074031/1-2-2024/Makati City
IBP Lifetime Member No. 05413
G/F Dela Rosa Carpark I, Dela Rosa St.
Legaspi Village, Makati City

INDEPENDENT AUDITOR'S REPORT

The Stockholders and the Board of Directors
MacroAsia Corporation
12th Floor, PNB Allied Bank Center
6754 Ayala Avenue, Makati City

Opinion

We have audited the consolidated financial statements of MacroAsia Corporation (the Company) and its subsidiaries (collectively as the Group), which comprise the consolidated balance sheets as at December 31, 2023 and 2022, and the consolidated statements of income, consolidated statements of comprehensive income, consolidated statements of changes in equity and consolidated statements of cash flows for each of the three years in the period ended December 31, 2023, and notes to the consolidated financial statements, including material accounting policy information.

In our opinion, the accompanying consolidated financial statements present fairly, in all material respects, the consolidated financial position of the Group as at December 31, 2023 and 2022, and its consolidated financial performance and its consolidated cash flows for each of the three years in the period ended December 31, 2023 in accordance with Philippine Financial Reporting Standards (PFRSs).

Basis for Opinion

We conducted our audits in accordance with Philippine Standards on Auditing (PSAs). Our responsibilities under those standards are further described in the *Auditor's Responsibilities for the Audit of the Consolidated Financial Statements* section of our report. We are independent of the Group in accordance with the Code of Ethics for Professional Accountants in the Philippines (Code of Ethics) together with the ethical requirements that are relevant to our audit of the consolidated financial statements in the Philippines, and we have fulfilled our other ethical responsibilities in accordance with these requirements and the Code of Ethics. We believe that the audit evidence we have obtained is sufficient and appropriate to provide a basis for our opinion.

Key Audit Matters

Key audit matters are those matters that, in our professional judgment, were of most significance in our audit of the consolidated financial statements of the current period. These matters were addressed in the context of our audit of the consolidated financial statements as a whole, and in forming our opinion thereon, and we do not provide a separate opinion on these matters. For each matter below, our description of how our audit addressed the matter is provided in that context.

We have fulfilled the responsibilities described in the *Auditor's Responsibilities for the Audit of the Consolidated Financial Statements* section of our report, including in relation to these matters. Accordingly, our audit included the performance of procedures designed to respond to our assessment of the risks of material misstatement of the consolidated financial statements. The results of our audit procedures, including the procedures performed to address the matters below, provide the basis for our audit opinion on the accompanying consolidated financial statements.



Revenue Recognition

The Group's revenue from inflight and other catering services, ground handling and aviation, water, and other services amounted to ₱3,981.8 million, ₱3,135.5 million, ₱617.5 million and ₱262.2 million, comprise 50%, 39%, 8% and 3%, respectively, of the Group's total consolidated revenues for the year ended December 31, 2023. We considered revenue recognition from these sources as a key audit matter because of the significant amount and volume of transactions being processed and recorded, transactions with service agreements having multiple elements, and risk of recognizing revenue in the improper period. Further, the Group has a number of revenue streams, which required a Group-wide assessment of contracts.

Refer to Notes 2 and 3 to the consolidated financial statements for the discussion of the relevant accounting policies and discussion of significant judgments and accounting estimates, and Notes 18 and 19 to the consolidated financial statements for the discussions on revenue recognition.

Audit Response

We obtained and updated our understanding of the Group's revenue recognition process, the relevant controls, and the related information system, including the determination of revenue adjustments. On a sampling basis, we compared the recorded revenue during the year to new and existing contracts and reviewed whether it is recognized and measured in accordance with PFRS 15, *Revenue from Contracts with Customers*. We tested the operation of key controls, including the precision set by management when performing controls involving the review of reports and data. We also reviewed sample manual journal entries related to revenue and inspected the underlying documentation. On a sampling basis, we also obtained and compared the details of discounts and allowances to the amounts recorded in the Group's revenue information system and to documents such as contracts with customers, reconciliation of billings and collections with customers, and other memorandum adjustments. Furthermore, we evaluated the correlation of revenue, trade receivables and cash collections.

Recoverability of trade receivables

As of December 31, 2023, trade receivables amounting to ₱1,945.1 million, net of allowance for expected credit loss of ₱29.7 million, account for 93% of the total receivables and contract assets of the Group. For trade receivables without significant increase in credit risk, the Group applies the simplified approach in computing the expected credit loss (ECL). Under this approach, the Group recognizes a loss allowance based on lifetime ECLs at reporting date. The Group utilizes a provision matrix that is based on its historical credit loss experience, adjusted for forward-looking factors specific to debtors and the economic environment.

We considered the recoverability of trade receivables as a key audit matter because of the significance of both the amount involved and the exercise of management judgment in the use of the ECL model. Key areas of judgment in calculating ECL include: segmenting the Group's credit risk exposures; defining default; assessing significant increases in credit risk of trade receivables from initial recognition; determining the other assumptions to be used in the ECL model such as timing and amounts of expected net recoveries from defaulted accounts.



Refer to Notes 2 and 3 to the consolidated financial statements for the discussion of the relevant accounting policies and discussion of significant judgments and accounting estimates, and Note 6 to the consolidated financial statements for the the detailed discussion on receivables.

Audit Response

We updated our understanding of the methodologies and models used for the Group's different credit exposures and assessed whether these considered the requirements of PFRS 9, *Financial Instruments*. We (a) evaluated the Group's assessment of the significant increase in credit risk of trade receivables from initial recognition; (b) assessed the Group's segmentation of its credit risk exposures based on homogeneity of credit risk characteristics; (b) tested the definition of default against historical analysis of accounts and credit risk management policies and practices in place; (c) tested historical loss rates by inspecting historical recoveries and write-offs; (d) compared the classification of outstanding exposures to their corresponding aging buckets; and (e) evaluated the forward-looking information used for overlay through statistical test and corroboration using publicly available information and our understanding of the Group's receivable portfolios and industry.

To the extent that the loss allowance analysis is based on credit exposures that have been disaggregated into subsets with similar risk characteristics, we traced or re-performed the disaggregation from source systems to the loss allowance analysis. We also recalculated impairment provisions on a sample basis.

Impairment of goodwill, intangible assets with indefinite useful lives, service concession rights and non-financial operating assets

As at December 31, 2023, the total of the carrying values of the Group's goodwill attributable to the cash generating units (CGUs) that are expected to benefit from the business combination, the intangible assets with indefinite useful life (water rights), the service concession rights and the non-financial operating assets amounted to ₱6,458.3 million. Under PFRSs, the Group is required to annually perform impairment testing of goodwill and intangible assets with indefinite useful lives. Further, PFRSs require that the Group assess at the end of each reporting period whether there is any indication that non-financial assets, other than goodwill and intangible assets with indefinite life, are impaired, and if any impairment indicators exist, the Group should estimate the recoverable amount of these assets.

We considered the impairment testing of goodwill, intangible assets with indefinite useful life, service concession right and non-financial operating assets as a key audit matter because their carrying values are material to the consolidated financial statements and the management's impairment assessment process requires significant judgment and assumptions, specifically the anticipated revenue growth and forecasted volume of flights serviced and meals ordered, annual water consumption, tariff rate, growth rates and discount rates.

Refer to Notes 2 and 3 to the consolidated financial statements for the material accounting policies and a discussion of the significant judgments, and Notes 11, 13, 15 and 28 for the detailed discussion on goodwill, intangible assets with indefinite useful lives, service concession rights and non-financial operating assets.



Audit Response

For those non-operating financial assets other than goodwill and intangible assets with indefinite useful lives, we reviewed management's assessment on whether non-financial operating assets have impairment indicators. We involved our internal specialist in evaluating the methodologies and the assumptions used to estimate the projected cash flows of the CGUs. We compared the key assumptions, such as average volume of annual water consumption, average price per cubic meter, long term growth rate and average number of flight hours, used against the historical performance of the CGUs, industry/market outlook and other relevant external data. We also inquired of management about their plans in support of the assumptions used.

We tested the parameters used in the determination of the discount rates against market data. We performed sensitivity analyses and considered past, current and anticipated changes in the business and economic environment. We also reviewed the Group's disclosures about those assumptions to which the outcome of the impairment test is most sensitive, specifically those that have the most significant effect on the determination of the recoverable amount of goodwill, intangible assets with indefinite useful life, service concession rights and non-financial operating assets.

Accounting for Investment in a Significant Associate

The Group's 49% interest in Lufthansa Technik Philippines, Inc. (LTP) is accounted for under the equity method and amounted to ₱1,539.5 million as of December 31, 2023 representing 12% of total consolidated assets. For the year ended December 31, 2023, the Group's share in the net earnings of LTP amounted to ₱562.1 million representing 52% of consolidated net income. LTP's net earnings are significantly affected by the amount of provisions for claims and losses since LTP is also a party to certain claims by third parties in the normal course of its business. The determination of whether or not a provision should be recognized, and the estimation of provision for losses arising from such claims require significant management judgment.

Refer to Notes 2 and 3 to the consolidated financial statements for the relevant accounting policies and a discussion of significant judgments, and Note 9 for the detailed discussions on the investment in LTP.

Audit Response

We obtained an understanding of LTP's revenue, cost and expense recognition policies and procedures and tested the relevant controls on the information system and manual processes. We obtained the audited financial performance of LTP as at and for the year ended December 31, 2023 and recomputed the Group's share in LTP's net earnings.

We inquired of LTP's management about the progress and status of significant claims against LTP, its potential exposure to the related losses and LTP management's assessment of the likely outcome. We further reviewed the minutes of meetings of LTP's Board of Directors and other documents supporting LTP management's assessment of loss, contingencies and the significant judgments exercised in the estimation of recognized provisions for losses. We evaluated the position of LTP's management on each of the significant claims by reviewing legal replies and other relevant documents and information.



Other Information

Management is responsible for the other information. The other information comprises the Philippine Securities and Exchange Commission (SEC) Form 17-A for the year ended December 31, 2023, but does not include the consolidated financial statements and our auditor's report thereon which we obtained prior to the date of the Auditor's Report, and the SEC Form 20 - IS (Definitive Information Statement) and Annual Report for the year ended December 31, 2023, which are expected to be made available to us after the date of this auditor's report.

Our opinion on the consolidated financial statements does not cover the other information and we do not and will not express any form of assurance conclusion thereon.

In connection with our audits of the consolidated financial statements, our responsibility is to read the other information identified above and, in doing so, consider whether the other information is materially inconsistent with the consolidated financial statements or our knowledge obtained in the audits, or otherwise appears to be materially misstated.

Responsibilities of Management and Those Charged with Governance for the Consolidated Financial Statements

Management is responsible for the preparation and fair presentation of the consolidated financial statements in accordance with PFRSs, and for such internal control as management determines is necessary to enable the preparation of consolidated financial statements that are free from material misstatement, whether due to fraud or error.

In preparing the consolidated financial statements, management is responsible for assessing the Group's ability to continue as a going concern, disclosing, as applicable, matters related to going concern and using the going concern basis of accounting unless management either intends to liquidate the Group or to cease operations, or has no realistic alternative but to do so.

Those charged with governance are responsible for overseeing the Group's financial reporting process.

Auditor's Responsibilities for the Audit of the Consolidated Financial Statements

Our objectives are to obtain reasonable assurance about whether the consolidated financial statements as a whole are free from material misstatement, whether due to fraud or error, and to issue an auditor's report that includes our opinion. Reasonable assurance is a high level of assurance, but is not a guarantee that an audit conducted in accordance with PSAs will always detect a material misstatement when it exists. Misstatements can arise from fraud or error and are considered material if, individually or in the aggregate, they could reasonably be expected to influence the economic decisions of users taken on the basis of these consolidated financial statements.

As part of an audit in accordance with PSAs, we exercise professional judgment and maintain professional skepticism throughout the audit. We also:

- Identify and assess the risks of material misstatement of the consolidated financial statements, whether due to fraud or error, design and perform audit procedures responsive to those risks, and obtain audit evidence that is sufficient and appropriate to provide a basis for our opinion. The risk of



not detecting a material misstatement resulting from fraud is higher than for one resulting from error, as fraud may involve collusion, forgery, intentional omissions, misrepresentations, or the override of internal control.

- Obtain an understanding of internal control relevant to the audit in order to design audit procedures that are appropriate in the circumstances, but not for the purpose of expressing an opinion on the effectiveness of the Group's internal control.
- Evaluate the appropriateness of accounting policies used and the reasonableness of accounting estimates and related disclosures made by management.
- Conclude on the appropriateness of management's use of the going concern basis of accounting and, based on the audit evidence obtained, whether a material uncertainty exists related to events or conditions that may cast significant doubt on the Group's ability to continue as a going concern. If we conclude that a material uncertainty exists, we are required to draw attention in our auditor's report to the related disclosures in the consolidated financial statements or, if such disclosures are inadequate, to modify our opinion. Our conclusions are based on the audit evidence obtained up to the date of our auditor's report. However, future events or conditions may cause the Group to cease to continue as a going concern.
- Evaluate the overall presentation, structure and content of the consolidated financial statements, including the disclosures, and whether the consolidated financial statements represent the underlying transactions and events in a manner that achieves fair presentation.
- Obtain sufficient appropriate audit evidence regarding the financial information of the entities or business activities within the Group to express an opinion on the consolidated financial statements.

We are responsible for the direction, supervision and performance of the audit. We remain solely responsible for our audit opinion.

We communicate with those charged with governance regarding, among other matters, the planned scope and timing of the audit and significant audit findings, including any significant deficiencies in internal control that we identify during our audit.

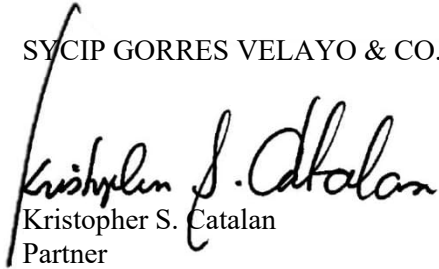
We also provide those charged with governance with a statement that we have complied with relevant ethical requirements regarding independence, and to communicate with them all relationships and other matters that may reasonably be thought to bear on our independence, and where applicable, related safeguards.

From the matters communicated with those charged with governance, we determine those matters that were of most significance in the audit of the consolidated financial statements of the current period and are therefore the key audit matters. We describe these matters in our auditor's report unless law or regulation precludes public disclosure about the matter or when, in extremely rare circumstances, we determine that a matter should not be communicated in our report because the adverse consequences of doing so would reasonably be expected to outweigh the public interest benefits of such communication.



The engagement partner on the audit resulting in the independent auditor's report is Kristopher S. Catalan.

SYCIP GORRES VELAYO & CO.



Kristopher S. Catalan
Partner

CPA Certificate No. 109712

Tax Identification No. 233-299-245

BOA/PRC Reg. No. 0001, August 25, 2021, valid until April 15, 2024

BIR Accreditation No. 08-001998-109-2020, October 26, 2023, valid until October 25, 2026

PTR No. 10079916, January 5, 2024, Makati City

March 21, 2024



MACROASIA CORPORATION AND SUBSIDIARIES
CONSOLIDATED BALANCE SHEETS

	December 31	
	2023	2022
ASSETS		
Current Assets		
Cash and cash equivalents (Notes 5, 18, 22 and 23)	₱1,062,560,838	₱468,018,733
Receivables and contract assets (Notes 6, 15, 18 and 23)	2,092,256,231	1,862,601,408
Inventories (Note 7)	160,996,293	139,345,643
Other current assets (Note 8)	871,627,299	556,036,974
Total Current Assets	4,187,440,661	3,026,002,758
Noncurrent Assets		
Investments in associates (Note 9)	2,299,475,062	2,450,890,710
Property, plant and equipment (Note 11)	2,293,221,048	2,222,562,943
Investment property (Note 12)	143,852,303	143,852,303
Net investment in lease (Note 28)	1,175,894,680	1,172,543,506
Right-of-use assets (Note 28)	799,224,610	847,686,820
Service concession rights (Note 13)	408,475,136	415,627,486
Intangible assets and goodwill (Note 13)	365,468,946	296,585,502
Deferred income tax assets - net (Note 25)	170,611,630	115,688,179
Other noncurrent assets (Notes 6, 14, 15 and 21)	851,278,039	813,253,661
Total Noncurrent Assets	8,507,501,454	8,478,691,110
TOTAL ASSETS	₱12,694,942,115	₱11,504,693,868
LIABILITIES AND EQUITY		
Current Liabilities		
Notes payable (Notes 16, 18, 22 and 23)	₱244,500,000	₱139,000,000
Accounts payable and accrued liabilities (Notes 17, 18, 23 and 29)	2,646,051,600	2,105,400,885
Income tax payable	63,181,364	26,319,044
Dividends payable (Note 27)	9,725,208	31,968,020
Current portion of long-term debts (Notes 16, 18, 22 and 23)	314,114,902	298,122,652
Current portion of lease liabilities (Note 28)	44,867,304	40,657,306
Total Current Liabilities	3,322,440,378	2,641,467,907
Noncurrent Liabilities		
Long-term debts - net of current portion (Notes 16, 18, 22 and 23)	485,893,921	831,132,418
Lease liabilities - net of current portion (Note 28)	2,042,208,073	2,070,590,164
Accrued retirement and other employee benefits payable (Note 21)	190,022,871	125,608,168
Deferred income tax liabilities - net (Notes 15 and 25)	92,893,628	95,233,954
Other noncurrent liabilities	76,144,495	72,053,488
Total Noncurrent Liabilities	2,887,162,988	3,194,618,192
Total Liabilities	6,209,603,366	5,836,086,099

(Forward)



	December 31	
	2023	2022
Equity attributable to equity holders of the Company		
Capital stock - ₱1 par value (Note 27)	₱1,933,305,923	₱1,933,305,923
Additional paid-in capital	281,437,118	281,437,118
Retained earnings (Note 27):		
Appropriated	960,000,000	850,000,000
Unappropriated	2,423,052,276	1,776,463,313
Other comprehensive income (loss) (Notes 9, 15 and 21)	(16,327,184)	169,321,071
Other reserves (Note 27)	1,003,041,257	1,003,041,257
Treasury shares (Note 27)	(459,418,212)	(459,418,212)
	6,125,091,178	5,554,150,470
Non-controlling interests (Notes 4 and 10)	360,247,571	114,457,299
Total Equity	6,485,338,749	5,668,607,769
TOTAL LIABILITIES AND EQUITY	₱12,694,942,115	₱11,504,693,868

See accompanying Notes to Consolidated Financial Statements.



MACROASIA CORPORATION AND SUBSIDIARIES
CONSOLIDATED STATEMENTS OF INCOME

	Years Ended December 31		
	2023	2022	2021
REVENUE (Notes 18 and 19)			
In-flight and other catering	₱3,981,782,302	₱2,288,520,288	₱592,156,706
Ground handling and aviation	3,135,524,660	2,049,535,189	1,050,394,788
Water distribution	617,489,588	515,009,510	277,192,389
Connectivity and technology services	215,627,301	–	–
Administrative fees	46,621,995	30,443,040	29,120,772
	7,997,045,846	4,883,508,027	1,948,864,655
DIRECT COSTS AND EXPENSES (Notes 20 and 29)			
In-flight and other catering	2,688,372,788	1,735,536,609	597,352,930
Ground handling and aviation	2,962,078,341	1,851,277,355	1,129,012,865
Water distribution	379,061,138	330,109,113	221,691,668
Connectivity and technology services	175,849,768	–	–
Administrative fees	49,478,219	52,602,359	42,190,376
	6,254,840,254	3,969,525,436	1,990,247,839
GROSS PROFIT (LOSS)	1,742,205,592	913,982,591	(41,383,184)
SHARE IN NET EARNINGS OF ASSOCIATES (Note 9)	576,729,023	470,847,906	317,828,498
	2,318,984,615	1,384,830,497	276,445,314
OPERATING EXPENSES (Note 20)	1,085,694,715	793,520,536	469,452,013
INCOME (LOSS) FROM OPERATIONS	1,233,239,900	591,309,961	(193,006,699)
OTHER INCOME (CHARGES) - Net (Note 22)			
Interest income (Notes 5, 18 and 22)	19,005,809	3,902,263	2,786,682
Financing charges (Notes 16, 18, 22 and 28)	(163,781,528)	(148,954,785)	(159,709,693)
Foreign exchange gain (loss) - net	(8,281,901)	1,531,770	21,538,917
Other income - net (Note 22)	113,375,958	106,469,095	85,600,858
	(39,681,662)	(37,051,657)	(49,783,236)
INCOME (LOSS) BEFORE INCOME TAX	1,193,558,238	554,258,304	(242,789,935)
PROVISION FOR (BENEFIT FROM) INCOME TAX (Note 25)			
Current	160,051,056	63,746,717	14,579,383
Deferred	(37,677,429)	29,077,512	(106,444,331)
	122,373,627	92,824,229	(91,864,948)
NET INCOME (LOSS)	₱1,071,184,611	₱461,434,075	(₱150,924,987)
Net income (loss) attributable to:			
Equity holders of the Company	₱851,136,879	₱446,084,259	(₱2,162,245)
Non-controlling interests (Notes 4 and 10)	220,047,732	15,349,816	(148,762,742)
	₱1,071,184,611	₱461,434,075	(₱150,924,987)
Basic/Diluted Earnings (Loss) Per Share* (Note 26)	₱0.449	₱0.235	(₱0.001)

See accompanying Notes to Consolidated Financial Statements.



MACROASIA CORPORATION AND SUBSIDIARIES
CONSOLIDATED STATEMENTS OF COMPREHENSIVE INCOME

	Years Ended December 31		
	2023	2022	2021
NET INCOME (LOSS)	₱1,071,184,611	₱461,434,075	(₱150,924,987)
OTHER COMPREHENSIVE INCOME (LOSS)			
<i>Other comprehensive income (loss) to be reclassified to profit or loss in subsequent periods:</i>			
Net foreign currency translation adjustments (Note 9)	(15,937,991)	132,775,412	57,401,250
<i>Other comprehensive income (loss) not to be reclassified to profit or loss in subsequent periods:</i>			
Changes in fair value of equity investments held at FVTOCI (Note 15)	12,750,000	18,700,000	12,750,000
Remeasurement gains (losses) on defined benefit plans, net of tax effect (Note 21)	(48,528,290)	6,165,566	132,819,499
Share in remeasurement gains (losses) on defined benefit plans of associates (Note 9)	(125,339,434)	111,544,780	109,775,691
	(177,055,715)	269,185,758	312,746,440
TOTAL COMPREHENSIVE INCOME	₱894,128,896	₱730,619,833	₱161,821,453
Other comprehensive income (loss) attributable to:			
Equity holders of the Company	(₱185,648,255)	₱265,888,636	₱269,467,583
Non-controlling interests (Notes 4 and 10)	8,592,540	3,297,122	43,278,857
	(₱177,055,715)	₱269,185,758	₱312,746,440
Total comprehensive income (loss) attributable to:			
Equity holders of the Company	₱665,488,624	₱711,972,895	₱267,305,338
Non-controlling interests (Notes 4 and 10)	228,640,272	18,646,938	(105,483,885)
	₱894,128,896	₱730,619,833	₱161,821,453

See accompanying Notes to Consolidated Financial Statements.



MACROASIA CORPORATION AND SUBSIDIARIES
CONSOLIDATED STATEMENTS OF CHANGES IN EQUITY
FOR THE YEARS ENDED DECEMBER 31, 2023, 2022 AND 2021

	Attributable to Equity Holders of the Company													Non-controlling Interests	Total
	Capital Stock	Additional Paid-in Capital	Other Reserves	Other Comprehensive Income				Subtotal	Retained Earnings (Note 27)			Subtotal			
				Reserve for Fair Value Changes of Financial Assets Investments	Share in Foreign Currency Translation Adjustments of an Associate	Re measurements on Defined Benefit Plans	Share in Re measurements on Defined Benefit Plan of Associates		Appropriated	Unappropriated	Treasury Shares				
BALANCES AT JANUARY 1, 2021	₱1,933,305,923	₱281,437,118	₱1,003,041,257	₱38,269,999	(₱96,499,088)	(₱78,363,641)	(₱229,442,418)	(₱366,035,148)	₱850,000,000	₱1,332,541,299	(₱459,418,212)	₱4,574,872,237	₱167,668,546	₱4,742,540,783	
Net income (loss)	–	–	–	–	–	–	–	–	–	(2,162,245)	–	(2,162,245)	(148,762,742)	(150,924,987)	
Other comprehensive income (loss)	–	–	–	12,750,000	57,401,250	89,540,642	109,775,691	269,467,583	–	–	–	269,467,583	43,278,857	312,746,440	
Total comprehensive income (loss)	–	–	–	12,750,000	57,401,250	89,540,642	109,775,691	269,467,583	–	(2,162,245)	–	267,305,338	(105,483,885)	161,821,453	
Additional investment of non-controlling interests	–	–	–	–	–	–	–	–	–	–	–	–	33,625,700	33,625,700	
BALANCES AT DECEMBER 31, 2021	1,933,305,923	281,437,118	1,003,041,257	51,019,999	(39,097,838)	11,177,001	(119,666,727)	(96,567,565)	850,000,000	1,330,379,054	(459,418,212)	4,842,177,575	95,810,361	4,937,987,936	
Net income	–	–	–	–	–	–	–	–	–	446,084,259	–	446,084,259	15,349,816	461,434,075	
Other comprehensive income (loss)	–	–	–	18,700,000	132,775,412	2,868,444	111,544,780	265,888,636	–	–	–	265,888,636	3,297,122	269,185,758	
Total comprehensive income (loss)	–	–	–	18,700,000	132,775,412	2,868,444	111,544,780	265,888,636	–	446,084,259	–	711,972,895	18,646,938	730,619,833	
BALANCES AT DECEMBER 31, 2022	1,933,305,923	281,437,118	1,003,041,257	69,719,999	93,677,574	14,045,445	(8,121,947)	169,321,071	850,000,000	1,776,463,313	(459,418,212)	5,554,150,470	114,457,299	5,668,607,769	
Net income	–	–	–	–	–	–	–	–	–	851,136,879	–	851,136,879	220,047,732	1,071,184,611	
Other comprehensive income (loss)	–	–	–	12,750,000	(15,937,991)	(57,120,830)	(125,339,434)	(185,648,255)	–	–	–	(185,648,255)	8,592,540	(177,055,715)	
Total comprehensive income (loss)	–	–	–	12,750,000	(15,937,991)	(57,120,830)	(125,339,434)	(185,648,255)	–	851,136,879	–	665,488,624	228,640,272	894,128,896	
Additional appropriation	–	–	–	–	–	–	–	–	110,000,000	(110,000,000)	–	–	–	–	
Declaration of cash dividends	–	–	–	–	–	–	–	–	–	(94,547,916)	–	(94,547,916)	–	(94,547,916)	
Additional investment of non-controlling interest (Note 10)	–	–	–	–	–	–	–	–	–	–	–	–	17,150,000	17,150,000	
BALANCES AT DECEMBER 31, 2023	₱1,933,305,923	₱281,437,118	₱1,003,041,257	₱82,469,999	₱77,739,583	(₱43,075,385)	(₱133,461,381)	(₱16,327,184)	₱960,000,000	₱2,423,052,276	(₱459,418,212)	₱6,125,091,178	₱360,247,571	₱6,485,338,749	

See accompanying Notes to Consolidated Financial Statements.



MACROASIA CORPORATION AND SUBSIDIARIES
CONSOLIDATED STATEMENTS OF CASH FLOWS

	Years Ended December 31		
	2023	2022	2021
CASH FLOWS FROM OPERATING ACTIVITIES			
Income (loss) before income tax	₱1,193,558,238	₱554,258,304	(₱242,789,935)
Adjustments for:			
Share in net earnings of associates (Note 9)	(576,729,023)	(470,847,906)	(317,828,498)
Depreciation and amortization (Notes 4, 11, 13, 15, 19, 20 and 28)	327,001,195	344,109,580	338,786,814
Financing charges (Notes 16, 18, 22 and 28)	163,781,528	148,954,785	159,709,693
Gain on bargain purchase of a subsidiary (Notes 10 and 22)	(69,730,361)	–	–
Loss on disposal of investment in associate (Notes 9 and 22)	43,022,151	–	–
Retirement and other employee benefits (Note 21)	36,235,986	27,691,859	15,897,889
Interest income (Notes 5, 6 and 22)	(19,005,809)	(3,902,263)	(2,786,682)
Unrealized foreign exchange loss (gain) - net	8,281,901	(1,531,771)	(587,694)
Reversal of impairment loss on deferred mine exploration costs (Note 20)	–	–	(217,070,925)
Provision for (reversal of) other long-term benefits (Note 21)	–	703,256	(15,443,151)
Reversal of impairment loss on deferred mine exploration costs (Note 20)	–	–	(217,070,925)
Operating income (loss) before working capital changes	1,106,415,806	598,732,588	(266,669,338)
Decrease (increase) in:			
Receivables and contract assets	(265,643,145)	(538,327,202)	431,486,514
Inventories	(21,650,650)	(37,046,993)	(22,679,896)
Other current assets	(249,650,920)	(111,666,128)	(95,715,379)
Increase (decrease) in accounts payable and accrued liabilities	557,230,232	664,108,122	(206,729,584)
Cash generated from (used in) operations	1,126,701,323	575,800,387	(160,307,683)
Interest received	19,005,809	3,902,263	2,786,682
Financing charges paid	(106,549,500)	(117,272,345)	(118,450,165)
Contributions to the retirement fund and benefits paid (Note 21)	(23,934,039)	(3,516,586)	(35,054,153)
Income taxes paid, including creditable withholding taxes	(200,389,034)	(43,123,702)	(18,371,009)
Net cash flows from (used in) operating activities	814,834,559	415,790,017	(329,396,328)
CASH FLOWS FROM INVESTING ACTIVITIES			
Acquisitions of:			
Property and equipment (Note 11)	(306,498,309)	(133,550,984)	(156,984,333)
Subsidiary, net of cash acquired (Notes 9 and 27)	(174,004)	–	–
Dividends received (Note 9)	539,098,000	114,686,188	–
Returns from (additional) refundable deposits and other noncurrent assets (Note 15)	(9,501,896)	(21,736,165)	10,991,362
Movements in water rights and proceeds from sale of investment in associate	(2,456,178)	(8,347,270)	–
Net cash from (used in) investing activities	220,467,613	(48,948,231)	(145,992,971)

(Forward)



	Years Ended December 31		
	2023	2022	2021
CASH FLOWS FROM FINANCING ACTIVITIES			
Proceeds from availments of:			
Notes payable (Notes 16 and 33)	₱150,000,000	₱40,000,000	₱240,000,000
Long-term debts (Notes 16 and 33)	–	200,000,000	128,540,000
Payments of:			
Notes payable (Notes 16 and 33)	(44,500,000)	(321,000,000)	(415,000,000)
Long-term debts (Notes 16 and 33)	(331,111,216)	(210,996,567)	(180,389,609)
Lease liabilities (Notes 28 and 33)	(90,076,224)	(112,006,096)	(63,475,642)
Dividends paid (Notes 27 and 33)	(116,790,728)	–	–
Net cash used in financing activities	(432,478,168)	(404,002,663)	(290,325,251)
EFFECT OF EXCHANGE RATE CHANGES			
ON CASH AND CASH EQUIVALENTS	(8,281,901)	1,531,772	587,694
NET INCREASE (DECREASE) IN CASH AND CASH EQUIVALENTS	594,542,103	(35,629,105)	(765,126,856)
CASH AND CASH EQUIVALENTS AT BEGINNING OF YEAR	468,018,733	503,647,838	1,268,774,694
CASH AND CASH EQUIVALENTS AT END OF YEAR (Note 5)	₱1,062,560,838	₱468,018,733	₱503,647,838

See accompanying Notes to Consolidated Financial Statements.



MACROASIA CORPORATION AND SUBSIDIARIES

NOTES TO CONSOLIDATED FINANCIAL STATEMENTS

1. Corporate Information and Business Operations

Corporate Information

MacroAsia Corporation (the Company or MAC), a publicly-listed corporation, was incorporated in the Philippines on February 16, 1970 under the name Infanta Mineral & Industrial Corporation to engage in the business of geological exploration and development. On January 26, 1994, its Articles of Incorporation was amended to change its primary purpose from exploration and development to that of engaging in the business of a holding company, and changed its corporate name to Cobertson Holdings Corporation. On November 6, 1995, the Company's Articles of Incorporation was again amended to change its corporate name to its present name. Under the Revised Corporation Code of the Philippines (RCC), all corporations with certificate of incorporation issued prior to effectivity of RCC, for which MAC falls under, shall have perpetual existence. Its registered office address is at 12th Floor, PNB Allied Bank Center, 6754 Ayala Avenue, Makati City.

Business Operations

The principal activities of the Company and its subsidiaries (collectively referred to as the Group) are described in Note 4. The Company, through its subsidiaries and associates (see Note 9), is primarily engaged in aviation-support businesses at the Ninoy Aquino International Airport (NAIA), Manila Domestic Airport (MDA), Mactan-Cebu International Airport (MCIA), Kalibo International Airport (KIA), Davao International Airport and the General Aviation Areas. It provides in-flight catering services, ground handling services for passenger and cargo aircraft, and helicopter charter flight services. It also operates/develops the sole economic zone within the NAIA.

Through MacroAsia Catering Services Corporation (MACS) and its subsidiaries, the Company also provides food requirements of some passenger terminal lounges in NAIA. MACS and its subsidiaries have also ventured into the provision of the food service requirements of non-airline institutional clients outside the airport. Through MacroAsia Properties Development Corporation (MAPDC), the Company started pursuing projects related to reclaimed water supply, bulk water supply using surface water sources, and water distribution in areas outside of Metro Manila. Further, considering the expertise of staff gained through the exploration of the Company's Infanta Nickel Project in Palawan, the Company has rendered nickel exploration services for other mining companies, through MacroAsia Mining Corporation (MMC), a wholly-owned subsidiary.

Through TERA Information and Connectivity Solutions, Inc., the Company provides connectivity and technology services, outsource services through the medium of telephone, email and web-based interactions and other Information Technology enabled services such as construction, building and setting up of call centers, contact centers, back office operations and data center.

Through Lufthansa Technik Philippines, Inc. (LTP), an associate, which has a maintenance, repairs and overhaul facility in the Philippines, the Company provides globally competitive heavy maintenance and engineering services for specific models of Airbus and Boeing aircraft for airline clients all over the world.

The consolidated financial statements of the Group as of December 31, 2023 and 2022 and for each of the three years in the period ended December 31, 2023 were authorized for issuance by the Board of Directors (BOD) on March 21, 2024.



2. Summary of Material Accounting Policy Information

Basis of Preparation

The consolidated financial statements have been prepared using the historical cost basis, except for equity investments held at fair value through other comprehensive income (FVTOCI) which are carried at fair value. The consolidated financial statements are presented in Philippine peso (Peso), which is the Company's functional and presentation currency. Amounts are rounded to the nearest Peso except when otherwise indicated.

Statement of Compliance

The consolidated financial statements have been prepared in compliance with Philippine Financial Reporting Standards (PFRSs).

The financial reporting framework includes all applicable PFRSs, Philippine Accounting Standards (PAS) and Philippine Interpretations issued by the Philippine Interpretations Committee and International Financial Reporting Interpretations Committee (IFRIC) including the Philippine SEC pronouncements.

Changes in Accounting Policies

The accounting policies adopted are consistent with those of the previous financial year, except for the adoption of new standards effective as at January 1, 2023. The Group has not early adopted any standard, interpretation or amendment that has been issued but is not yet effective.

Unless otherwise indicated, adoption of these new standards did not have any impact on the consolidated financial statements of the Group.

- Amendments to PAS 1 and PFRS Practice Statement 2, *Disclosure of Accounting Policies*

The amendments provide guidance and examples to help entities apply materiality judgments to accounting policy disclosures. The amendments aim to help entities provide accounting policy disclosures that are more useful by:

- Replacing the requirement for entities to disclose their 'significant' accounting policies with a requirement to disclose their 'material' accounting policies, and
- Adding guidance on how entities apply the concept of materiality in making decisions about accounting policy disclosures

The amendments had an impact on the Group's disclosures of accounting policies, but not on the measurement, recognition or presentation of any items in the consolidated financial statements.

- Amendments to PAS 8, *Definition of Accounting Estimates*

The amendments introduce a new definition of accounting estimates and clarify the distinction between changes in accounting estimates and changes in accounting policies and the correction of errors. Also, the amendments clarify that the effects on an accounting estimate of a change in an input or a change in a measurement technique are changes in accounting estimates if they do not result from the correction of prior period errors.



- Amendments to PAS 12, *Deferred Tax related to Assets and Liabilities arising from a Single Transaction*

The amendments narrow the scope of the initial recognition exception under PAS 12, so that it no longer applies to transactions that give rise to equal taxable and deductible temporary differences.

The amendments also clarify that where payments that settle a liability are deductible for tax purposes, it is a matter of judgement (having considered the applicable tax law) whether such deductions are attributable for tax purposes to the liability recognized in the financial statements (and interest expense) or to the related asset component (and interest expense).

- Amendments to PAS 12, *International Tax Reform - Pillar Two Model Rules*

The amendments introduce a mandatory exception in PAS 12 from recognizing and disclosing deferred tax assets and liabilities related to Pillar Two income taxes.

The amendments also clarify that PAS 12 applies to income taxes arising from tax law enacted or substantively enacted to implement the Pillar Two Model Rules published by the Organization for Economic Cooperation and Development (OECD), including tax law that implements qualified domestic minimum top-up taxes. Such tax legislation, and the income taxes arising from it, are referred to as 'Pillar Two legislation' and 'Pillar Two income taxes', respectively.

The temporary exception from recognition and disclosure of information about deferred taxes and the requirement to disclose the application of the exception, apply immediately and retrospectively upon adoption of the amendments in June 2023. Meanwhile, the disclosure of the current tax expense related to Pillar Two income taxes and the disclosures in relation to periods before the legislation is effective are required for annual reporting periods beginning on or after 1 January 2023.

Standards Issued but not yet Effective

Pronouncements issued but not yet effective are listed below. Unless otherwise indicated, the Group does not expect that the future adoption of the said pronouncements will have a significant impact on its consolidated financial statements. The Group intends to adopt the following pronouncements when they become effective.

Effective beginning on or after January 1, 2024

- Amendments to PAS 1, *Classification of Liabilities as Current or Non-current*
- Amendments to PFRS 16, *Lease Liability in a Sale and Leaseback*
- Amendments to PAS 7 and PFRS 7, *Disclosures: Supplier Finance Arrangements*

Effective beginning on or after January 1, 2025

- PFRS 17, *Insurance Contracts*
- Amendments to PAS 21, *Lack of exchangeability*

Deferred effectivity

- Amendments to PFRS 10, *Consolidated Financial Statements*, and PAS 28, *Sale or Contribution of Assets between an Investor and its Associate or Joint Venture*



The significant accounting policies adopted in the preparation of the consolidated financial statements are summarized below.

Basis of Consolidation

The consolidated financial statements comprise the financial statements of the Group, its direct subsidiaries, the subsidiaries of MACS, MAPDC, Boracay Tubi Systems Inc. (BTSI) and the subsidiary of MMC, Watery Business Solutions, Inc. (WBSI) and Allied Water Services, Inc. (AWSI), which are all incorporated in the Philippines and registered with the Philippine SEC as of December 31 of each year.

Entity	Nature of business	Percentage of Ownership by MAC				Percentage of Direct Ownership by MACS/ MAPDC/ WBSI/BTSI/ MMC/AWSI	
		2023		2022		2023	2022
		Direct	Indirect	Direct	Indirect		
MacroAsia Airport Services Corporation (MASCORP) ⁽⁹⁾	Ground handling aviation services	80 ⁽⁹⁾	–	80 ⁽⁹⁾	–	–	–
MacroAsia Catering Services Corporation (MACS)	In-flight and other catering services	67	–	67	–	–	–
MacroAsia SATS Food Industries (MSFI) ⁽⁸⁾	Meal production and food processing	–	67	–	67	100	100
MacroAsia SATS Inflight Services Corporation (MSISC) ⁽⁸⁾	Meal production and food processing	–	67	–	67	100	100
MacroAsia Air Taxi Services, Inc. (MAATS)	Helicopter chartering services	100	–	100	–	–	–
MacroAsia Properties Development Corporation (MAPDC)	Economic Zone (Ecozone) developer/operator and water supplier	100	–	100	–	–	–
SNV Resources Development Corporation (SNVRDC)	Water treatment and distribution	–	100	–	100	100	100
Boracay Tubi System, Inc. (BTSI) ⁽³⁾	Water treatment and distribution, and construction of sewage treatment plant	–	67	–	67	67	67
MONAD Water and Sewerage Systems, Inc. (MONAD) ⁽³⁾	Water sewerage treatment	–	53.6	–	53.6	80	80
New Earth Water System, Inc. (NEWS) ⁽³⁾	Water projects	–	67	–	67	100	100
Naic Water Supply Corporation (NAWASCOR) ⁽⁴⁾	Water distribution	–	100	–	100	100	100
Mabini Pangasinan Resources Development Corporation (MPRDC) ⁽²⁾	Water projects	–	100	–	100	100	100
Panay Water Business Resources, Inc. (PWBRI) ⁽²⁾	Water projects	–	90	–	90	90	90
Watery Business Solutions, Inc. (WBSI)	Water projects	–	100	–	100	100	100
Cavite Business Resources Inc. (CBRI)	Water projects	–	100	–	100	100	100
First Aviation Academy, Inc. ⁽⁵⁾	Aviation school	51	–	51	–	–	–
Allied Water Services, Inc. (AWSI) ⁽¹⁾	Water projects	100	–	100	–	–	–
AlliedKonsult Eco Solutions Corporation (AKESC) ⁽²⁾	Water treatment	–	51	–	51	51	51

(Forward)



Entity	Nature of business	Percentage of Ownership by MAC				Percentage of Direct Ownership by MACS/ MAPDC/ WBSI/BTSI/ MMC/AWSI	
		2023		2022		2023	2022
		Direct	Indirect	Direct	Indirect		
Cavite AlliedKonsult Services Corporation ⁽²⁾	Water treatment	–	51	–	51	100	100
Summa Water Resources Inc. (SWRI) ⁽⁶⁾	Water treatment and equipment lease	–	60	–	60	60	60
CSW Lapu-Lapu Inc. ⁽¹³⁾	Bulk potable water supply and water treatment	–	60	–	–	–	–
MacroAsia Mining Corporation (MMC)	Mine exploration, development and operation	100	–	100	–	–	–
Bulawan Mining Corporation ^{(2),(7)}	Mine operation, development and utilization	–	100	–	100	100	100
Aqualink Resources Development, Inc. ⁽¹¹⁾		–	51	–	51	51	51
Tera Information and Connectivity Solutions, Inc. (TICS) ⁽¹²⁾	Information management and data connectivity	100	–	100	–	–	–

⁽¹⁾ Resumed operation as holding company of newly acquired water companies
⁽²⁾ No commercial operations as of December 31, 2021
⁽³⁾ Ownership interest effective December 2, 2016
⁽⁴⁾ Ownership interest effective August 1, 2017
⁽⁵⁾ Incorporated on December 5, 2017 and started commercial operations on May 19, 2019
⁽⁶⁾ Ownership interest effective October 1, 2018
⁽⁷⁾ Ownership interest effective November 15, 2018
⁽⁸⁾ Started commercial operations on March 16, 2019
⁽⁹⁾ Change in ownership interest starting December 5, 2019 (see Note 11)
⁽¹⁰⁾ Ownership interest effective March 2, 2020
⁽¹¹⁾ Ownership interest effective March 9, 2021
⁽¹²⁾ Ownership interest effective February 11, 2021
⁽¹³⁾ Ownership interest effective March 28, 2023

Investments in Associates

The Group's investments in its associates are accounted for using the equity method. Under the equity method, the investment in associates is initially recognized at cost. The carrying amount of the investment is adjusted to recognize changes in the Group's share of net assets of the associate since the acquisition date. Goodwill relating to the associate is included in the carrying amount of the investment and is neither amortized nor individually tested for impairment.

The profit or loss reflects the Group's share of the results of operations of the associates. Any change in other comprehensive income of the investee is presented as part of the Group's other comprehensive income. In addition, when there has been a change recognized directly in the equity of the associates, the Group recognizes its share of any changes, when applicable, in the consolidated statement of changes in equity. Unrealized gains and losses resulting from transactions between the Group and the associates are eliminated to the extent of the interest in the associates.

The aggregate of the Group's share of profit or loss of associates is shown in the profit or loss outside operating profit and represents profit or loss after tax and non-controlling interests in the subsidiaries of the associates.

After application of the equity method, the Group determines whether it is necessary to recognize an impairment loss on its investment in its associates. At each reporting date, the Group determines whether there is objective evidence that the investment in the associates is impaired. If there is such evidence, the Group calculates the amount of impairment as the difference between the recoverable amount of the associates and its carrying value, and then recognizes the loss in profit or loss.

Upon loss of significant influence over the associates, the Group measures and recognizes any retained investment at its fair value. Any difference between the carrying amount of the associates upon loss of



significant influence and the fair value of the retained investment and proceeds from disposal is recognized in profit or loss.

The financial statements of the associates are prepared for the same reporting period as the Group. When necessary, adjustments are made to bring the accounting policies in line with those of the Group. Investments in associates pertain to the Company's investments in shares of stock of LTP, 49%-owned, Cebu Pacific Catering Services, Inc. (CPCS), 40%-owned, MacroAsia WLL, 35%-owned, Citicore Summa Water Corporation (CSWC), 24%-owned through SWRI and 30%-owned, Japan Airport Services Co., Ltd., (JASCO).

Foreign Currency-denominated Transactions and Translations

Each entity in the Group determines its own functional currency and the items included in the financial statements of each entity are measured using that functional currency. Transactions in foreign currencies are initially recorded in the foreign currency rate at the date of the transaction. Outstanding monetary assets and liabilities denominated in foreign currencies are translated at the foreign currency rate of exchange at end of reporting period. All differences are taken to profit or loss. Non-monetary items that are measured in terms of historical cost in a foreign currency are translated using the exchange rates as at the dates of the transactions. Non-monetary items measured at fair value in a foreign currency are translated using the exchange rates at the date when the fair value was determined.

Various factors are considered in determining the functional currency of each entity within the Group, including prices of goods and services, competition, cost and expenses, and other factors including the currency in which financing deals are primarily undertaken. Additional factors are considered in determining the functional currency of a foreign operation, including whether its activities are carried as an extension of the Group rather than being carried out with significant autonomy.

The financial position and results of operations of associates in United States (US) Dollar (\$) and Japanese Yen (JPY) functional currency are translated into the Group's presentation currency using the following procedures:

- a. Assets and liabilities for each balance sheet presented are translated at the closing rate at the balance sheet date.
- b. Income and expenses for each statement of income and items recognized in other comprehensive income (except for the cumulative translation adjustments) are translated using the monthly average rate.
- c. Equity items other than those resulting from income and expense and other comprehensive income are translated at historical rates of exchange.
- d. All resulting exchange differences are recognized as part of other comprehensive income (loss) and as a separate component of equity presented as "Other components of equity" under "Share in foreign currency translation adjustments of an associate".

Financial Assets and Financial Liabilities

Financial assets at amortized cost (debt instruments)

This category is most relevant to the Group. The Group measures financial assets at amortized cost if both of the following conditions are met:

- The financial asset is held within a business model with the objective to hold financial assets in order to collect contractual cash flows; and
- The contractual terms of the financial asset give rise on specified dates to cash flows that are closely payments of principal and interest on the principal amount outstanding.



Financial assets at amortized cost are subsequently measured using the effective interest rate (EIR) method and are subject to impairment. Gains and losses are recognized in profit or loss when the asset is derecognized, modified or impaired.

As of December 31, 2023 and 2022, the Group's financial assets at amortized cost includes cash and cash equivalents, receivables, net investment in lease, refundable deposits and restricted cash investments included under "Other noncurrent assets".

Financial assets designated at FVTOCI (equity instruments)

Upon initial recognition, the Company can elect to classify irrevocably its equity instruments as equity instruments designated at FVTOCI when they meet the definition of equity under PAS 32, *Financial Instruments, Presentation* and are not held for trading. The classification is determined on an instrument-by-instrument basis.

Gains and losses on these financial assets are never recycled to profit or loss. Dividends are recognized as other income in profit or loss when the right of payment has been established, except when the Group benefits from such proceeds as a recovery of part of the cost of the financial asset, in which case, such gains are recorded in OCI. Equity instruments designated at FVTOCI are not subject to impairment assessment.

The Company elected to classify irrevocably its equity instruments under this category.

As of December 31, 2023 and 2022, the Group's equity instruments at FVTOCI include golf club shares and equity shares.

Impairment of financial assets

The Group recognizes an allowance for expected credit losses (ECLs) for all debt instruments not held at FVTPL. ECLs are based on the difference between the contractual cash flows due in accordance with the contract and all the cash flows that the Group expects to receive, discounted at an approximation of the original effective interest rate. The expected cash flows will include cash flows from the sale of collateral held or other credit enhancements that are integral to the contractual terms.

ECLs are recognized in two stages. For credit exposures for which there has not been a significant increase in credit risk since initial recognition, ECLs are provided for credit losses that result from default events that are possible within the 12 months (a 12-month ECL). For those credit exposures for which there has been a significant increase in credit risk since initial recognition, a loss allowance is required for credit losses expected over the remaining life of the exposure, irrespective of timing of the default (a lifetime ECL).

For trade receivables and contract assets, the Group applies a simplified approach in calculating ECLs. Therefore, the Group does not track changes in credit risk, but instead recognizes a loss allowance based on lifetime ECLs at each reporting date. The Group has established a provision matrix that is based on its historical credit loss experience, adjusted for forward-looking factors specific to debtors and the economic environment.

The Group considers a financial asset in default when contractual payments are 90 days past due. However, in certain cases, the Group may also consider a financial asset to be in default when internal or external information indicates that the Group is unlikely to receive the outstanding contractual cash flows in full before taking into account any credit enhancements held by the Group. A financial asset is written off when there is no reasonable expectation of recovering the contractual cash flows.



Value-Added Tax (VAT)

Revenue, expenses, assets and liabilities are recognized net of the amount of VAT, if applicable. When VAT from sales of goods and/or services (output VAT) exceeds VAT passed on from purchases of goods or services (input VAT), the excess is recognized as payable in the consolidated balance sheet. When VAT passed on from purchase of goods or services (input VAT) exceeds VAT from sales of goods and/or services (output VAT), the excess is recognized as an asset in the consolidated balance sheet to the extent of the recoverable amount. Receivables and payables are stated with the amount of VAT included. For sale or purchase of services, related VAT is deferred until the related receivable or payable from the transaction has been collected or paid.

The unamortized portion is included input taxes account under “Other noncurrent assets” in the consolidated balance sheet. The Group maintains an allowance for any possible disallowance of conversion of input VAT to TCC. A review of input VAT is made on a continuing basis to determine the adequacy of allowance for probable losses at each reporting date.

The net amount of VAT recoverable from, or payable to taxation authority is included in “Other current assets” and “Accounts payable and accrued liabilities”, respectively, in the consolidated balance sheet.

Property, Plant and Equipment

Property, plant and equipment, except land, are stated at cost less accumulated depreciation and amortization and any impairment in value. Land is stated at cost less impairment in value, if any.

The initial cost of property, plant and equipment comprises its purchase price, including import duties, taxes, borrowing costs and any directly attributable costs of bringing the asset to its working condition and location for its intended use. Expenditures incurred after the property, plant and equipment have been put into operation, such as repairs and maintenance and overhaul costs, are normally charged to profit or loss in the period when the costs are incurred. In situations where it can be clearly demonstrated that the expenditures have resulted in an increase in the future economic benefits expected to be obtained from the use of an item of property and equipment beyond its originally assessed standard of performance, the expenditures are capitalized as an additional cost of property, plant and equipment.

Construction in progress, which is included in property, plant and equipment, is carried at cost. This includes cost of construction, equipment and other direct costs. Construction in progress is not depreciated until such time as the relevant assets are completed and become available for use.

Each part of an item of property and equipment with a cost that is significant in relation to the total cost of the item is depreciated separately.

Depreciation is computed using the straight-line method over the estimated useful lives of the assets as follows:

	No. of years
Building	5 to 25
Kitchen and other operations equipment	3 to 10
Transportation equipment	5
Aviation equipment	2 to 10
Plant and technical equipment	10 to 20
Water pumps and machineries	10 to 20
Water pipelines	10
Drilling equipment	5
Office furniture, fixtures and equipment	3 to 7



Building and leasehold and land improvements are amortized over the respective lease term or the lives of the assets (which range from 2 to 25 years), whichever is shorter.

Depreciation and amortization of an item of property, plant and equipment begins when the asset becomes available for use, i.e., when it is in the location and condition necessary for it to be capable of operating in the manner intended by management. Depreciation and amortization ceases at the date that the item is classified as held for sale (or included in a disposal group that is classified as held for sale) in accordance with PFRS 5, *Non-current Assets Held for Sale and Discontinued Operations* or the date the asset is derecognized, whichever is earlier.

The useful lives and depreciation and amortization methods are reviewed periodically to ensure that the residual values, periods and methods of depreciation and amortization are consistent with the expected pattern of economic benefits from items of property, plant and equipment.

When property, plant and equipment are sold or retired, their cost, related accumulated depreciation and amortization and any accumulated impairment in value are removed from the accounts. Any gain or loss resulting from their disposal is included in profit or loss.

Fully depreciated property, plant and equipment are retained in the accounts until these are no longer in use.

Leases

The Group assesses at contract inception whether a contract is, or contains, a lease. That is, if the contract conveys the right to control the use of an identified asset for a period of time in exchange for a consideration.

Net investment in the lease

The Group recognizes assets held under a finance lease as net investment in the lease. The net investment in the lease is the gross investment discounted at the interest rate implicit in the lease. The gross investment in the lease is the aggregate of the minimum lease payments receivable by the Group, and any guaranteed and unguaranteed residual value. Initial direct costs are included in the measurement of the net investment in the lease at inception. The lease payments received from the lessee are treated as repayments of principal and finance income.

Right-of-use assets

The Group recognizes right-of-use assets at the commencement date of the lease (i.e., the date the underlying asset is available for use). Right-of-use assets are measured at cost, less any accumulated depreciation and impairment losses, and adjusted for any remeasurement of lease liabilities. The cost of right-of-use assets includes the amount of lease liabilities recognized, initial direct costs incurred, and lease payments made at or before the commencement date less any lease incentives received and estimate of costs to be incurred by the lessee in dismantling and removing the underlying asset, restoring the site on which it is located or restoring the underlying asset to the condition required by the terms and conditions of the lease, unless those costs are incurred to produce inventories. Unless the Group is reasonably certain to obtain ownership of the leased asset at the end of the lease term, the recognized right-of-use assets are depreciated on a straight-line basis over the shorter of the leased asset's estimated useful life and the lease term as presented below:

	In Years*
Land	5 to 50
Office space	5 to 35

*Lease term



Right-of-use assets are subject to impairment. Refer to the accounting policies in section impairment of non-financial assets.

Lease liabilities

At the commencement date of the lease, the Group recognizes lease liabilities measured at the present value of lease payments to be made over the lease term. The lease payments include fixed payments (including in substance fixed payments) less any lease incentives receivable, variable lease payments that depend on an index or a rate, and amounts expected to be paid under residual value guarantees. The lease payments also include the exercise price of a purchase option reasonably certain to be exercised by the Group and payments of penalties for terminating a lease, if the lease term reflects the Group exercising the option to terminate. The variable lease payments that do not depend on an index or a rate are recognized as expense in the period on which the event or condition that triggers the payment occurs.

In calculating the present value of lease payments, the Group uses the incremental borrowing rate at the lease commencement date if the interest rate implicit in the lease is not readily determinable. After the commencement date, the amount of lease liabilities is increased to reflect the accretion of interest and reduced for the lease payments made. In addition, the carrying amount of lease liabilities is remeasured if there is a modification, a change in the lease term, a change in the in-substance fixed lease payments or a change in the assessment to purchase the underlying asset.

Short-term leases and leases of low-value assets

The Group applies the short-term lease recognition exemption to its short-term leases of machinery, equipment, office space and staff house (i.e., those leases that have a lease term of 12 months or less from the commencement date and do not contain a purchase option). It also applies the leases of low-value assets recognition exemption to leases of office equipment that are considered of low value. Lease payments on short-term leases and leases of low-value assets are recognized as expense on a straight-line basis over the lease term.

The Group as lessor

Leases where the Group does not transfer substantially all the risks and rewards of ownership of the assets are classified as operating leases. Initial direct costs incurred in negotiating operating leases are added to the carrying amount of the leased asset and recognized over the lease term on the same basis as the rental income. Contingent rents are recognized as revenue in the period in which they are earned.

Leases where the Group retains legal title to assets but passes substantially all the risks and rewards of ownership to the lessee in return for a stream of rentals are classified as finance leases. The Group recognizes assets held under a finance lease as an amount equal to the net investment in the lease as "Finance lease receivables." The net investment in the lease is the gross investment discounted at the interest rate implicit in the lease. The gross investment in the lease is the aggregate of the minimum lease payments receivable by the Group, and any guaranteed and unguaranteed residual value. Initial direct costs are included in the measurement of the net investment in the lease at the date of inception. The lease payments received from the lessee are treated as repayments of principal and finance income.

Service Concession Arrangements

The Group accounts for its service concession arrangements in accordance with Philippine Interpretation IFRIC 12, *Service Concession Arrangements*, under the intangible asset model as it receives the right (license) to charge users of public service (see Note 13).



Revenue and cost recognition. The Group recognizes and measures revenue and cost in accordance with PFRS 15, for the services it performs. When the Group provides construction or upgrade services, the consideration received or receivable by the Group is recognized at its fair value. The revenue and cost from these services are recognized based on the percentage of completion measured principally on the basis of estimated completion of a physical proportion of the contract works, and by reference to the actual costs incurred to date over the estimated total cost of the project. The construction revenue and construction cost are reported as part of “Other income” in the consolidated statement of income.

Service concession right. The service concession right is recognized initially at the fair value of construction works incurred, which include professional and consultancy fees, structural costs, etc. The Group applies PAS 38, *Intangible Assets*, on measuring the intangible assets. Following initial recognition, the service concession right is carried at cost less accumulated amortization and any impairment losses. Amortization period is based on the concession period.

The service concession right will be derecognized upon turnover to the grantor. There will be no gain or loss upon derecognition as the service concession right, which is expected to be fully amortized by then, will be handed over to the grantor with no or minimal consideration.

Intangible Assets

The Group recognizes an intangible asset acquired in a business combination if it is identifiable and distinguishable from goodwill. The Group considers an intangible asset as identifiable if:

- it is separable, i.e., there is evidence of exchange transactions for the asset or an asset of a similar type, even if those transactions are infrequent and regardless of whether the Group is involved in those transactions; or
- it arises from contractual or other legal rights, regardless of whether those rights are transferable or separable from the entity or from other rights and obligations (“contractual-legal” criterion).

The Group’s intangible assets recognized from business combination pertain to customer relationship, customer contracts and right to use asset (i.e., extraction and distribution of water in certain provinces in the Philippines). The estimated useful life of the intangible assets follows:

	No. of years
Customer relationships	22
Customer contracts	18

The water rights is assessed to have an indefinite useful life due to the permanent nature of water permits.

Impairment of Nonfinancial Assets

Nonfinancial assets other than goodwill and intangible assets with indefinite life

The Group assesses at each reporting date whether there is an indication that investments in associates, property, plant and equipment, right-of-use assets, investment property, deferred project costs, service concession right and intangible assets with finite life may be impaired. If any such indication exists, or when annual impairment testing for an asset is required, the Group makes an estimate of the asset’s recoverable amount. The Group also assesses its deferred mine exploration costs for impairment when facts and circumstances suggest that its carrying amount may exceed its recoverable amount. An asset’s recoverable amount is the higher of an asset’s fair value less costs to sell and its value-in-use. The recoverable amount is determined for an individual asset, unless the asset does not generate cash inflows that are largely independent of those from other assets or groups of assets. Where the carrying amount of an asset exceeds its recoverable amount, the asset is considered impaired and is written down to its recoverable amount. In assessing value-in-use, the estimated future cash flows are discounted to



their present value using a pretax discount rate that reflects current market assessments of the time value of money and the risks specific to the asset. Impairment losses of continuing operations are recognized in profit or loss in those expense categories consistent with the function of the impaired asset.

An assessment is also made at each reporting date as to whether there is any indication that previously recognized impairment losses may no longer exist or may have decreased. If such indication exists, the recoverable amount is estimated. A previously recognized impairment loss is reversed and recognized in profit or loss only if there has been a change in the estimates used to determine the asset's recoverable amount since the last impairment loss was recognized. If that is the case, the carrying amount of the asset is increased to its recoverable amount. That increased amount cannot exceed the carrying amount that would have been determined, net of depreciation or amortization, had no impairment loss been recognized for the asset in prior years. After such a reversal, the depreciation charge is adjusted in future periods to allocate the asset's revised carrying amount, less any residual value, on a systematic basis over its remaining useful life.

Goodwill and intangible assets with indefinite life

Goodwill and intangible assets with indefinite life are reviewed for impairment annually or more frequently if events or changes in circumstances indicate that the carrying value may be impaired. Impairment is determined by assessing the recoverable amount of the cash generating unit (or group of cash generating units) to which the goodwill relates or the intangible assets with indefinite life. Where the recoverable amount of the cash-generating unit to which goodwill has been allocated or the intangible assets with indefinite life is less than its carrying amount, an impairment loss is recognized immediately in profit or loss. Impairment losses relating to goodwill or intangible assets with indefinite life cannot be reversed for subsequent increases in its recoverable amount in future periods. The Group performs its annual impairment test at each end of the reporting date.

Revenue from Contracts with Customers

Revenue from contracts with customers is recognized when control of the goods or services are transferred to the customer at amount that reflects the consideration to which the Group expects to be entitled in exchange for those goods and services. The Group has generally concluded that it is principal in its revenue arrangements because it typically controls the goods and services before transferring them to the customer.

Sale of goods (beverage and dry store)

Sale of beverage and dry store is recognized at a point in time upon delivery of goods to and acceptance by airline clients and other customers.

Rendering of services

Revenue from inflight and other catering, ground handling, aviation and administrative services, charter flights, water service (including provision of potable water and treatment of sewage water), connectivity and technology services and exploratory drilling services is recognized over time when the related services are rendered.

The Group, through BTSI, also provides operation and maintenance of sewerage treatment plant (STP) that is either performed separately or together with the construction of STP. The operation and maintenance of STP can be obtained from other providers and do not significantly customize or modify the construction of STP. Contracts for construction and operation and maintenance of STP comprise two separate and distinct performance obligations because each are capable of being distinct and separately identifiable.



In determining the transaction price for the construction and operation and maintenance of sewerage treatment plant, the Group allocates the transaction price based on relative stand-alone selling prices of the performance obligations. Further, the Group considers the effects of variable consideration and the existence of significant financing component.

Revenue from construction of STP is recognized over time as the construction of STP creates an asset that the customer controls as the STP is constructed. Revenue from operation and maintenance of STP is recognized over time as the customers simultaneously receive and consume the benefits provided by the Group.

Significant financing component

Generally, the Group receives the consideration within the normal credit terms from its customers. Using the practical expedient in PFRS 15, the Group does not adjust the promised amount of consideration for the effects of a significant financing component if it expects, at contract inception, that the period between the transfer of promised good or service to the customer will be one year or less.

The Group receives the consideration for BTSI's construction of STP over three to four years. The transaction price for such contracts is discounted using the rate that would be reflected in a separate financing transaction between BTSI and its customers at contract inception to take into consideration the significant financing component.

Trade receivables

A receivable represents the Group's right to an amount of consideration that is unconditional. Refer to accounting policies of financial assets in section Financial Assets and Financial Liabilities - initial recognition and subsequent measurement.

Employee Benefits

Retirement benefits costs

Retirement benefits costs are actuarially determined using the projected unit credit method. This method considers each period of service as giving rise to an additional unit of benefit entitlement and measures each separately to build up the final obligation. Retirement benefit costs comprise the following:

- Service cost
- Net interest on the net defined benefit liability or asset; and
- Remeasurements of net defined benefit liability or asset.

Service costs which include current service costs, past service costs and gains or losses on non-routine settlements are recognized as expense in profit or loss. Past service costs are recognized when plan amendment or curtailment occurs. These amounts are calculated periodically by independent qualified actuaries.

Net interest on the net defined benefit liability or asset is the change during the period in the net defined benefit liability or asset that arises from the passage of time which is determined by applying the discount rate based on government bonds to the net defined benefit liability or asset. Net interest on the net defined benefit liability or asset is recognized as expense or income in profit or loss.

Remeasurements comprising actuarial gains and losses, return on plan assets (excluding amounts included in net interest on the net defined liability) and any change in the effect of the asset ceiling (excluding net interest on defined benefit liability) are recognized immediately in other comprehensive



income in the period in which they arise. Remeasurements are not reclassified to profit or loss in subsequent periods.

Plan assets are assets that are held by a long-term employee benefit fund. Plan assets are not available to the creditors of the Group, nor can they be paid directly to the Group. Fair value of plan assets is based on market price information. When no market price is available, the fair value of plan assets is estimated by discounting expected future cash flows using a discount rate that reflects both the risk associated with the plan assets and the maturity or expected disposal date of those assets (or, if they have no maturity, the expected period until the settlement of the related obligations).

The Group's right to be reimbursed of some or all of the expenditure required to settle a defined benefit obligation is recognized as a separate asset at fair value when and only when reimbursement is virtually certain.

The amount recognized as accrued retirement benefits payable or plan asset is the aggregate of the present value of the defined benefit obligation at the end of the reporting period reduced by the fair value of plan assets, if any, adjusted for any effect of limiting a net defined benefit asset to the asset ceiling. The asset ceiling is the present value of any economic benefits available in the form of refunds from the plan or reductions in future contributions to the plan.

Employee leave entitlement

Employee entitlements to annual leave are recognized as a liability when they are accrued to the employees. The undiscounted liability for leave expected to be settled wholly before 12 months after the end of the annual reporting period is recognized for services rendered by employees up to the end of the reporting period. For leave credits expected to be settled at the date of retirement or recognition, the liability is presented at its present value using assumptions consistent with those used to discount retirement benefits. The expense recognized in profit or loss comprise the service cost, net interest of the liability and remeasurements.

Short-term employee benefits

Short-term employee benefits include items such as salaries and wages, social security contributions and nonmonetary benefits, if expected to be settled wholly within 12 months after the reporting date in which the employees rendered the related services. Short-term employee benefits are recognized as expense as incurred. When an employee has rendered service to the Group during the reporting period, the Group recognizes the undiscounted amount of short-term employee benefits expected to be paid in exchange for that service as a liability (accrued expense), after deducting any amount already paid.

Income Taxes

Current income tax

Current income tax assets and liabilities for the current and prior periods are measured at the amount expected to be recovered from or paid to the taxation authorities. The tax rates and tax laws used to compute the amount are those that are enacted or substantively enacted at the reporting date. Current income tax for the current and prior period, shall, to the extent unpaid, be recognized as a liability and is presented as "Income tax payable" in the consolidated balance sheet. If the amount already paid, including the cumulative creditable withholding taxes, in respect of the current and prior period exceeds the amount due for those periods, the excess shall be recognized as an asset under "Other current assets" in the consolidated balance sheet.

Deferred income tax

Deferred income tax assets and liabilities are provided, using the balance sheet liability method, on all temporary differences at the reporting date between the tax bases of assets and liabilities and their carrying amounts for financial reporting purposes.



Deferred income tax liabilities are recognized for all taxable temporary differences. Deferred income tax assets are recognized for all deductible temporary differences, carryforward benefits of excess minimum corporate income tax (MCIT) over the regular corporate income tax (RCIT) and unused net operating loss carryover (NOLCO), to the extent that it is probable that sufficient future taxable profits will be available against which the deductible temporary differences and the carryforward benefits of excess MCIT and unused NOLCO can be utilized. Deferred income tax, however, is not recognized when it arises from the initial recognition of an asset or liability in a transaction that is not a business combination and, at the time of the transaction, affects neither the accounting profit nor taxable profit.

Deferred income tax liabilities are not provided on nontaxable temporary differences associated with investments in domestic subsidiaries, associates and interest in joint ventures. With respect to investments in other subsidiaries, associates and interests in joint ventures, deferred income tax liabilities are recognized except where the timing of the reversal of the temporary difference can be controlled and it is probable that the temporary difference will not reverse in the foreseeable future.

The carrying amount of deferred income tax assets is reviewed at each reporting date and reduced to the extent that it is no longer probable that sufficient future taxable profits will be available to allow all or part of the deferred income tax assets to be utilized. Unrecognized deferred income tax assets are reassessed at each reporting date and are recognized to the extent that it has become probable that sufficient future taxable profits will allow the deferred income tax assets to be recovered.

Deferred income tax assets and deferred income tax liabilities are measured at the tax rates that are expected to apply to the period when the asset is realized or the liability is settled, based on tax rates (and tax laws) that have been enacted or substantively enacted at the reporting date.

Deferred income tax relating to items recognized directly in equity is recognized in equity and those directly in comprehensive income are recognized in the consolidated statement of comprehensive income. Deferred income tax items are recognized in correlation to the underlying transaction either in other comprehensive income or directly in equity.

Provisions and Contingencies

Provisions are recognized when the Group has a present obligation (legal or constructive) as a result of a past event, it is probable that an outflow of resources embodying economic benefits will be required to settle the obligation and a reliable estimate can be made of the amount of the obligation. If the effect of the time value of money is material, provisions are determined by discounting the expected future cash flows at a pretax rate that reflects current market assessment of the time value of money and where appropriate, the risks specific to the liability. Where discounting is used, the increase in the provisions due to the passage of time is recognized as an interest expense. The information usually required by PAS 37 is not disclosed as it may prejudice the Group's negotiation with the third party.

Contingent liabilities are not recognized in the consolidated financial statements. These are disclosed unless the possibility of an outflow of resources embodying economic benefits is remote. A contingent asset is not recognized in the consolidated financial statements but disclosed when an inflow of economic benefits is probable.

Earnings (Loss) Per Share

Basic earnings (loss) per share is computed by dividing net income (loss) for the year attributable to ordinary equity holders of the Company by the weighted average number of shares outstanding during the year.



Diluted earnings (loss) per share is calculated by dividing the net income (loss) by the weighted average number of ordinary shares outstanding during the year plus the weighted average number of ordinary shares that would be issued upon conversion of all dilutive potential ordinary shares. The effect of stock dividends, if any, is accounted for retrospectively. The Company has no potentially dilutive shares as of December 31, 2023 and 2022.

Events After the Reporting Period

Post-year-end events that provide additional information about the Group's financial position at the reporting date (adjusting events), if any, are reflected in the consolidated financial statements. Post-year-end events that are not adjusting events are disclosed in the notes to consolidated financial statements when material.

Segment Information

The Group's operating businesses are organized and managed separately according to the nature of the aviation-support service provided by its four subsidiaries, maintenance, repairs and overhaul, mining-related activities and water treatment and distribution. This is the basis on which the Group reports its primary segment information. The Group also monitors the revenue and operating results of its associates. Information with respect to these subsidiaries, as well as the Group's associates, are disclosed in Notes 4 and 9. The Company, including its subsidiaries, operate and derive all its revenue from domestic operation. All associates except JASCO, which is operating in Japan, derive all its revenue from domestic operation.

3. Significant Judgments, Accounting Estimates and Assumptions

The preparation of the consolidated financial statements in accordance with PFRSs requires the Group to exercise judgments, make estimates and use assumptions that affect the amounts reported in the consolidated financial statements and accompanying notes. The estimates and assumptions used in the consolidated financial statements are based upon management's evaluation of relevant facts and circumstances as of the date of the financial statements. Future events may occur which will cause the assumptions used in arriving at the estimates to change. The effects of any change in estimates are reflected in the consolidated financial statements as they become reasonably determinable.

Judgments

In the process of applying the Group's accounting policies, management has made the following judgments, apart from those involving estimations, which have the most significant effect on amounts recognized in the consolidated financial statements.

Determination of the Group's functional currency

Judgment is exercised in assessing various factors in determining the functional currency of each entity within the Group. These include the prices of goods and services, competition, cost and expenses, and other factors including the currency in which financing is primarily undertaken.

The Group, based on the relevant economic substance of the underlying circumstances, has determined its functional currency to be the Philippine Peso. It is the currency of the primary economic environment in which the Group operates. The functional currencies of LTP and JASCO, the Group's associated companies (see Notes 2 and 9), has been determined to be US\$ and JPY, respectively.



Revenue from contracts with customers

The Group applied the following judgments that significantly affect the determination of the amount and timing of revenue from contracts with customers:

- *Determination of the timing of satisfaction of performance obligation*
In-flight and other catering, ground handling and aviation, water services and connectivity and technology services

The Group assessed that performance obligation for inflight and other catering, except for dry store and beverage, ground handling and aviation, water services and connectivity and technology are rendered to the customers over time. As a result, the Group's revenue is recognized based on the extent of progress towards completion of the performance obligation. The selection of the method to measure progress towards completion requires judgment.

Sale of dry store and beverage

The Group assessed that performance obligation for sale of dry store and beverage are satisfied at a point in time. The Group uses its judgment on when a customer obtains control of the promised goods. The Group has assessed that the actual delivery of the goods to the customer is the point in time when the performance obligation has been satisfied.

- *Allocation of total transaction price between construction and operation and maintenance of STP*
Management determined that the contractually agreed price for construction of STP does not depict the amount the Group expects to receive for the performance obligation as the costs of STP are also expected to be recovered through the fees from operation and maintenance. Accordingly, the Group determined that the total transaction price of construction and operation and maintenance (i.e., the performance obligations) of STP needs to be allocated. This required the estimation of each of the performance obligation's stand-alone selling prices based on expected value method. The Group estimates consideration from the construction of STP based on expected gross margin. On the other hand, the Group estimates the variable consideration from operation and maintenance of STP based on the historical patterns of water consumption and room capacity of the Group's customers.

The revenue recognized for the operation and maintenance of STP amounted to ₱10.8 million in 2023, ₱12.2 million in 2022 and ₱3.3 million in 2021. Meanwhile, since the construction of STP has been completed since 2020, no revenue was recognized related to this in 2023, 2022 and 2021.

- *Recognition of contract asset*
The Group incurs certain costs in relation to the services provided to its major customer. Based on management's assessment, these costs are incremental cost in obtaining a contract. Accordingly, the Group recognizes contract asset which are amortized as expense throughout the contract period, which includes the renewal period as management believes that the contract with the major customer will be renewed considering that the Group is providing one of the required services in the operations of its major customer.

As of December 31, 2023 and 2022, the Group's contract assets amounted to ₱57.2 million and ₱80.3 million (see Notes 6, 15 and 19). This includes incremental cost incurred to obtain a contract amounting to ₱49.8 million and ₱64.0 million as of December 31, 2023 and 2022, respectively.

Assessment of control or significant influence over the investee

The Group makes an assessment whether or not it controls an investee by considering all relevant facts and circumstances which indicate that the Group is exposed, or has rights, to variable returns from its involvement with the investee and has the ability to affect those returns through its power over the investee. A reassessment is made if circumstances indicate that there are changes in these control



elements. The Group has significant influence over an investee if it only has the power to participate in the financial and operating policy decisions, but not control or jointly control over the investee. As of December 31, 2023 and 2022, the Group still determined that it controls its subsidiaries and has significant influence over its associates (see Notes 9 and 10).

Assessment of operators under Philippine Interpretation IFRIC 12

Management has assessed that memoranda of agreement with the Municipality of Solano, Nueva Vizcaya (Solano) to provide water distribution facilities and with the Municipality of Naic Cavite (Naic) to develop and operate water supply and distributions system are covered by the Philippine Interpretation IFRIC 12. The memoranda of agreement qualify under the intangible asset model with respect to the operation of the waterwork facilities as the Group has the right (license) to charge users of public service (see Note 13).

Classification of leases - the Group as a lessor

The Group has entered into short-term leases, which provide no transfer of ownership to the lessee. The Group has determined that, based on an evaluation of the terms and conditions of the arrangements, it retains all the significant risks and rewards of ownership of these equipment and accounts for these as operating leases.

Determining the lease term of contracts with renewal and termination options - the Group as a lessee

The Group determines the lease term as the non-cancellable term of the lease, together with any periods covered by an option to extend the lease if it is reasonably certain to be exercised, or any periods covered by an option to terminate the lease, if it is reasonably certain not to be exercised.

The Group has several lease contracts that include extension and termination options. The Group applies judgment in evaluating whether it is reasonably certain whether or not to exercise the option to renew or terminate the lease. That is, it considers all relevant factors that create an economic incentive for it to exercise either the renewal or termination. After the commencement date, the Group reassesses the lease term if there is a significant event or change in circumstances that is within its control and affects its ability to exercise or not to exercise the option to renew or to terminate (e.g., construction of significant leasehold improvements or significant customization to the leased asset).

The Group included the renewal period as part of the lease term for leases which are renewable at the option of the lessee. The Group typically exercises its option to renew for these leases because of significant permanent improvement introduced in the leased premises. The renewal periods for leases are not included as part of the lease term if option to renew is at lessor's discretion or leases which renewal depends on mutual consent of contracting parties as these are not reasonably certain to be exercised. Furthermore, the periods covered by termination options are included as part of the lease term only when they are reasonably certain not to be exercised.

Refer to Note 28 for information on potential future rental payments relating to periods following the exercise date of extension and termination options that are not included in the lease term.

Contingencies

The Group, in its normal course of business, is involved in various legal cases and claims. Based on management's assessment, the Group will be able to defend its position on these cases and that the ultimate outcome will not have a significant impact on the Group's consolidated financial statements. Accordingly, no provision has been recognized for these contingencies. LTP, a significant associate of the Group, also assesses the need to recognize the provisions based on the status of the claims (see Note 9).



Estimates and Assumptions

The estimates and underlying assumptions are reviewed on an ongoing basis. Revisions to accounting estimates are recognized in the period in which the estimates are revised if the revision affects that period, or in the period of revision and future periods if the revision affects both current and future periods.

The key assumptions concerning the future and other key sources of estimation uncertainty at the reporting date that have a significant risk of causing material adjustment to the carrying amounts of the Group's assets and liabilities follow.

Purchase Price Allocation in Business Combination

The Group accounts for the acquired businesses using the acquisition method which requires extensive use of accounting judgments and estimates to allocate the purchase price to the fair market values of the acquiree's identifiable assets and liabilities and contingent liabilities, if any, at the acquisition date. Any difference in the purchase price and the fair values of the net assets acquired is recorded as either goodwill, a separate account in the consolidated statement of financial position, or gain on bargain purchase in profit or loss. Thus, the numerous judgments made in estimating the fair value to be assigned to the acquiree's assets and liabilities can materially affect the Company's financial position and performance. The Group's acquisitions of a subsidiary in 2023 has resulted in recognition of gain on bargain purchase amounting to ₱69.7 million (see Note 10).

Leases - estimating the incremental borrowing rate

The Group cannot readily determine the interest rate implicit in the lease, therefore, it uses its incremental borrowing rate (IBR) to measure lease liabilities. The IBR is the rate of interest that the Group would have to pay to borrow over a similar term, and with a similar security, the funds necessary to obtain an asset of a similar value to the right-of-use asset in a similar economic environment. The IBR therefore reflects what the Group 'would have to pay', which requires estimation when no observable rates are available (such as for subsidiaries that do not enter into financing transactions) or when they need to be adjusted to reflect the terms and conditions of the lease (for example, when leases are not in the subsidiary's functional currency). The Group estimates the IBR using observable inputs (such as market interest rates) when available and is required to make certain entity-specific estimates (such as the subsidiary's stand-alone credit rating).

The Group's lease liabilities amounted to ₱2,087.1 million and ₱2,111.2 million as of December 31, 2023 and 2022, respectively (see Note 28).

Provision for expected credit losses

The Group uses a provision matrix to calculate ECLs for financial assets at amortized cost. The provision rates are based on days past due for groupings of various customer segments that have similar loss patterns. The provision matrix is initially based on the Group's historical observed default rates. The Group calibrates the matrix to adjust the historical credit loss experience with forward-looking information. At every reporting date, the historical observed default rates are updated and changes in forward-looking estimates are analyzed. For those credit exposures for which there has been a significant increase in credit risk since initial recognition, a loss allowance is required for credit losses expected over the remaining life of the exposure, irrespective of timing of the default (a lifetime ECL).

The assessment of the correlation between observed default rates, forecasted economic conditions and ECLs is a significant estimate. The amount of ECLs is sensitive to changes in circumstances and of forecasted economic conditions. The Group's historical credit loss experience and forecast of economic conditions may also not be representative of the customer's actual default in the future.



The Group has a segmentation of its credit risk exposures based on homogeneity of credit risk characteristics and credit risk management policies to identify defaulting customers using observable inputs such as historical loss rates, recoveries and write-offs. The Group has also applied forward-looking information for its overlay through statistical test and corroboration using publicly available information.

The Group's receivables and contract assets, net of allowance for the expected credit losses of ₱29.8 million and ₱9.3 million, amounted to ₱2,092.3 million and ₱1,862.6 million as of December 31, 2023 and 2022, respectively (see Note 6).

Determination of NRV of inventories

The Group estimates the NRV of inventories based on the most reliable evidence available at the time the estimates are made. These estimates consider the fluctuations of prices or costs directly relating to events occurring after the reporting date to the extent that such events affect the value of inventories. Other factors include the age of the inventories and the Company's experience on write-off and expirations.

The Group did not identify any factors which indicate inventory obsolescence based on the above discussions. Accordingly, no provision was recognized in 2023 and 2022.

The Group's inventories carried at cost as of December 31, 2023 and 2022 amounted to ₱161.0 million and ₱139.3 million, respectively (see Note 7).

Estimating allowances for probable losses on input taxes

The Group estimates the level of provision for probable losses on input taxes based on the experience of the Group and assessment of counsels assisting the Group in processing the claims and negotiating the realization of TCCs. As of December 31, 2023 and 2022, the carrying value of input taxes amounted to ₱656.6 million and ₱423.0 million, respectively. Allowance for probable losses amounted to ₱27.6 million and ₱7.7 million, respectively (see Note 8).

Estimation of useful lives of property, plant and equipment

The Group estimates the useful lives of property, plant and equipment based on the internal technical evaluation and experience with similar assets. In cases where the use of property, plant and equipment is dependent on the grant of certain permits to conduct its business, management considers the probability of renewal of such permits based on past experience. In this situation, useful lives of property, plant and equipment are based on the economic useful lives rather than the currently effective period of the permits. Estimated useful lives are reviewed periodically and updated if expectations differ from previous estimates due to physical wear and tear, technical and commercial obsolescence and other limits on the use of the assets. A reduction in the estimated useful lives of property and equipment, would increase depreciation and amortization expense and decrease noncurrent assets.

In 2021, the Company reassessed the remaining useful lives of its property and equipment. The effect of the change in estimate is recognized prospectively beginning January 1, 2021. Accordingly, the Group's depreciation and amortization expense in 2021 decreased by ₱5.0 million. The related depreciation and amortization expense for each of the remaining years of the said property and equipment is expected to be similarly affected by this change in accounting estimate. There was no change in the estimated useful lives of the Group's property, plant and equipment in 2023 and 2022.

The carrying value of property, plant and equipment subject to depreciation as of December 31, 2023 and 2022 amounted to ₱1,847.3 million and ₱1,778.3 million, respectively (see Note 11).



Estimation of useful life of service concession right

At the start of operation of the water work facilities, the service concession right is to be amortized over the concession period as provided in the agreements with relevant government units. The amortization period is reviewed when there are changes in the expected term of the contract or the expected pattern of consumption of future economic benefits embodied in the asset.

Amortization for the service concession right amounted to ₱22.1 million, ₱21.9 million and ₱21 million in 2023, 2022 and 2021, respectively. The carrying value of the service concession right amounted to ₱408.5 million and ₱415.6 million as of December 31, 2023 and 2022, respectively (see Note 13).

Estimation of useful life of intangible assets acquired as part of business combination

The assigned useful lives of intangible assets acquired as part of business combination are estimated based on the period over which the asset is expected to be available for use. Such estimation is based on collective assessment of similar businesses, internal evaluation and experience with similar assets. Further, management considers the probability of renewal of certain permits and the cost and efforts in renewing such permits based on past experience. The useful life of each asset is reviewed at each financial year and updated if expectations differ from previous estimates due to technical or commercial obsolescence and legal or other limits on the use of the asset. There were no changes in the estimated useful lives of customer contract and relationships, while water rights is assessed to have indefinite useful life considering that the water permits remain valid for as long as water is beneficially used.

The total carrying value of the customer contract and relationships, water service contract and the water rights amounted to ₱237.6 million and ₱168.7 million as of December 31, 2023 and 2022, respectively (see Note 13).

Determination of impairment indicators and impairment testing of nonfinancial assets

A. Nonfinancial assets other than goodwill and intangible assets with indefinite life

The Group assesses at each reporting date whether there is any indication that its nonfinancial assets other than goodwill and intangible assets with indefinite life (i.e., investments in associates, property, plant and equipment, right-of-use assets, investment property, service concession right, intangible assets, deferred project costs, deferred mine exploration costs) may be impaired. The factors that the Group considers important which could trigger an impairment review included the following, among others:

- significant underperformance relative to expected historical or projected future operating results;
- significant changes in the manner of use of the acquired assets or the overall business strategy;
- and,
- significant negative industry or economic trends.

If such indication exists, the Group performs impairment testing to estimate the recoverable amount of the related asset.



The carrying values of the nonfinancial assets are as follows:

	2023	2022
Investments in associates (Note 9)	₱2,299,475,062	₱2,450,890,710
Property, plant and equipment (Note 11)	2,293,221,048	2,222,562,943
Right-of-use assets (Note 28)	799,224,610	847,686,820
Service concession right (Note 13)	408,475,136	415,627,486
Deferred mine exploration costs (Notes 14 and 15)	238,513,440	238,513,440
Investment property (Note 12)	143,852,303	143,852,303
Water rights (Note 13)	117,277,726	117,268,229
Water service contract (Note 13)	72,264,350	–
Customer contract and relationships (Note 13)	48,084,639	51,475,042
Deferred project costs (Note 15)	42,783,267	42,783,267

Refer to Notes 9, 11 and 28 on the discussions of assumptions which are most sensitive to impact the calculated value-in-use. Based on the impairment test, the recoverable amount of the investment in associates, property, plant and equipment and right-of-use assets exceeds their carrying values. Management believes that any reasonable possible change in any of the assumptions used would not cause the carrying values to exceed their respective recoverable amount.

Service concession right

In 2023 and 2022, SNVRDC's operating income and cash flows are lower than the expected level and has been operating at a loss since the start of its commercial operation. These are indicators that the service concession right may be impaired.

For the purpose of impairment testing of SNVRDC's service concession right, recoverable amount is determined based on the value-in-use using cash flow projections based on financial budgets as approved by management covering 17 years of projections, co-terminous to the term of the concession agreement with the Municipality of Solano. The projected cash flows are based on expectations of future outcomes considering past experience, adjusted for anticipated revenue growth based on management's future plans. The discount rate is a pre-tax measure based on the weighted average cost of capital (WACC) of listed entities with similar assets or similar in terms of potential risk. The pre-tax discount rate used is 9.1% and 8.7% in 2023 and 2022, respectively.

Refer to Note 13 on the discussions of assumptions which are most sensitive to impact the calculated value-in-use. Based on the impairment test, the recoverable amount of the service concession right exceeds its carrying value. Management believes that any reasonable possible change in any of the assumptions used would not cause the carrying value to exceed its recoverable amount.

The carrying value of the service concession right subjected to impairment testing amounted to ₱216.8 million and ₱230.5 million as of December 31, 2023 and 2022, respectively (see Note 13).

Deferred Mine Exploration Costs

The recovery of deferred mine exploration costs depends upon the success of exploration activities and future development of the mining properties, as well as the discovery of recoverable reserves in quantities that can be commercially produced. In prior years, and although the Group's nickel mine is a reactivation of an existing mine that was operational in the 1970s, the Group recognized impairment loss amounting to ₱217.1 million due to the issuance of DENR Administrative Order No. 2017-10 which puts a temporary ban on new projects for open-pit method of mining for ores. In the Group's Mineral Production Sharing Agreements (MPSAs) for its Infanta Nickel Project has



been affirmed as valid and subsisting by DENR-MGB, and with the recent issuance of E.O. 130 lifting the nine-year moratorium on granting new mining permits in the Philippines, hence, the Company reversed the previously recognized impairment loss amounting to ₱217.1 million in 2021. Management believes that the amount of deferred mine exploration cost is recoverable based on the estimation of value-in-use.

The carrying value of deferred mine exploration cost amounted to ₱238.5 million million as of December 31, 2023 and 2022 (see Notes 14 and 15).

B. Goodwill and intangible assets with indefinite useful life

For goodwill and intangible assets with indefinite useful life, the Group performs impairment testing at least on an annual basis or more frequently, if events or changes in circumstances indicate that these may be impaired. For the purpose of impairment testing, goodwill has been allocated to BTSI group, NAWASCOR, SWRI and MACS in 2023 and 2022 as the cash generating units.

The recoverable amounts of the cash-generating units have been determined based on a value-in-use calculation using cash flow projections based on financial budgets as approved by management covering five years of projections. The projected cash flows are based on expectations of future outcomes taking into account past experience, adjusted for anticipated revenue growth based on management's future plans. Cash flows beyond the forecast period are extrapolated into perpetuity assuming four percent (4%) growth rate for impairment test purposes. The discount rate is a pre-tax measure based on the WACC of listed entities with similar assets or similar in terms of potential risk. The pre-tax discount rate used ranged from 10.4% to 14.8% in 2023 and 8.7% to 11% in 2022.

The carrying value of goodwill subjected to impairment testing amounted to ₱127.8 million as of December 31, 2023 and 2022 (see Note 13).

For the water rights, the recoverable amount is determined based on fair value less cost to sell calculations determined by discounting notional royalty savings after tax. These calculations use net sales projections and the related royalty savings based on a five-year projection. Net sales beyond the forecast period are extrapolated into perpetuity assuming four percent (4%) growth rate for impairment test purposes. Management considered the impact of cost to sell in the calculations of fair value less cost to sell as negligible. The royalty rate is the average of royalty rates for water distribution entities, while the discount rate was a pre-tax measure based on the WACC of listed entities with similar assets or similar in terms of potential risk. The royalty rate applied is 1.6% for both years while pre-tax discount rates used range were 9.1% and 8.7% in 2023 and 2022, respectively.

The carrying value of water rights amounted to ₱117.3 million as of December 31, 2023 and 2022 (see Note 13).

Management believes that no reasonably possible change in any of the assumptions used would cause the carrying values of the goodwill and water rights to exceed their recoverable amounts. Based on management's assessment, the recoverable amounts of these assets are higher than their carrying values, thus no impairment loss was recognized in 2023, 2022 and 2021.

Estimation of retirement benefits costs and obligation, and accumulating leave credits

The cost of defined benefit pension plans, as well as the present value of the pension obligation is, determined using actuarial valuations. The actuarial valuation involves making various assumptions. These include the determination of the discount rates and future salary increases. Due to the complexity of the valuation, the underlying assumptions and its long-term nature, defined benefit obligations are



highly sensitive to changes in these assumptions. All significant assumptions are reviewed at each reporting date. The calculation of accumulating leave credits follows the same assumptions as the defined benefit costs.

In determining the appropriate discount rate, management considers the interest rates of government bonds, adjusted to zero coupon rates, with term consistent with the obligation of the plan.

Accrued retirement and other employee benefits payable amounted to ₱190.0 million and ₱125.6 million as of December 31, 2023 and 2022, respectively (see Note 21). Pension asset amounted to ₱1.0 million and ₱7.7 million as of December 31, 2023 and 2022, respectively, and is included under “Other noncurrent assets” account (see Note 15). Retirement benefits cost amounted to ₱33.6 million, ₱27.0 million and ₱31.3 million in 2023, 2022 and 2021, respectively (see Note 21).

Recognition of deferred income tax assets

The Group reviews the carrying amounts of deferred income tax assets (gross of deferred income tax liabilities) at each reporting date and adjusts the balance of deferred income tax assets to the extent that it is no longer probable that sufficient future taxable profits will be available to allow all or part of the deferred income tax assets to be utilized. The determination of future taxable income, which will establish the amount of deferred income tax assets that can be recognized, requires the estimation and use of assumptions about the Group’s future income and timing of reversal of temporary differences, unused NOLCO and excess MCIT over RCIT.

Gross deferred income tax assets recognized, which relate primarily to operating subsidiaries, amounted to ₱219.2 million and ₱188.4 million as of December 31, 2023 and 2022, respectively. The Group also has unrecognized deferred income taxes primarily on the non-operating subsidiaries’ temporary differences, NOLCO and MCIT (see Note 25).

4. Segment Information

The Group’s operating businesses are organized and managed separately according to the nature of the aviation-support services provided by the four subsidiaries, mining-related activities and water-related projects, which is the basis on which the Group reports its primary segment information. The Group also monitors its share in the results of operations of its associates (LTP, CPCS and JASCO) that are accounted for using the equity method.

The operations of the Group’s segments are described as follows:

- In-flight and other catering segment, which is operated by MACS and through the Company’s interest in CPCS, refers to servicing of meal requirements of certain foreign and domestic passenger airlines, as well as certain passenger terminal lounges at the NAIA and the MDA, and of certain non-airline institutional accounts.
- Ground handling and aviation segment, which is operated by MASCORP and MAATS, refers to both ramp and passenger handling and aviation services to foreign airlines and domestic carriers at NAIA, MCIA, KIA, Davao International Airport, Tuguegarao Airport and Clark International Airport. In 2019, the Company acquired 30% ownership in JASCO, a ground handling and aviation service company operating in Japan (see Note 9).
- Maintenance, repairs and overhaul (MRO), which is operated through the Company’s interest in LTP, pertains to rendering of MRO services of Airbus and Boeing aircraft for certain airlines.



- Water treatment and distribution segment, which is operated through SNVRDC, BTSI, NAWASCOR and SWRI. The Group has on-going water related projects which pertain to the development (e.g., studies, surveys) and construction of water-treatment facilities activities, which are undertaken by MAPDC and its other subsidiaries. The Group, through BTSI, is also engaged in the construction, operation and maintenance of sewage treatment facilities.
- ICT segment or Information, Connectivity and Technology Solutions services, operated through TERA, refers to service offerings which encompasses information management, data connectivity, radio trunking, shared and managed services.
- Administrative segment, which is primarily operated through MAPDC, refers to the sub-lease of the MacroAsia Ecozone at NAIA (see Note 28), which MAPDC leases from Manila International Airport Authority (MIAA) with LTP as the anchor locator (see Note 18).
- Mining segment, which is operated through MMC, refers to mining-related activities of the Group. This segment refers to revenues and expenditures for exploration activities and rendering of exploration-related services.
- Charter flights segment, was operated by MAATS up to 2016, refers to international and domestic chartered flights from its base at the General Aviation Area, MDA to any point within the Philippines, through alliances with other helicopter owners.

The Group has only one geographic segment. Of the Group's total revenue, ₱4,395 million (or 57%), ₱2,754 million (or 56%) and ₱1,055.1 million (or 54%) in 2023, 2022 and 2021, respectively, were derived from two customers which are entities under common control.

Segment assets include the operating assets used by a segment and consist principally of cash and cash equivalents, receivables, inventories, other current assets, and property, plant and equipment, net investment in the lease, and right-of-use assets, net of allowances, depreciation and amortization and any impairment in value. Segment liabilities include all operating liabilities and consist principally of notes payable, accounts payable and accrued liabilities and lease liabilities. Segment assets and liabilities do not include deferred income tax. Segment results pertain to operating income.



Financial information on the Group's business segments as of and for the years ended December 31 are presented below. The amounts disclosed were determined consistent with the measurement basis under PFRSs.

For the year ended December 31, 2023:

	Inflight and Other Catering	Ground Handling and Aviation	Maintenance, Repairs and Overhaul	Water Treatment and Distribution	ICT Services	Administrative	Mining	Eliminations, Adjustments and Others	Total
Segment revenue	₱3,981,782,302	₱3,135,524,660	₱-	₱617,489,588	₱215,627,301	₱46,621,995	₱-	₱-	₱7,997,045,846
Direct costs	(2,688,372,788)	(2,962,078,341)	-	(379,061,138)	(175,849,768)	(49,478,219)	-	-	(6,254,840,254)
Gross profit (loss)	1,293,409,514	173,446,319	-	238,428,450	39,777,533	(2,856,224)	-	-	1,742,205,592
Share in net earnings (losses) of associates	7,007,972	(3,588,802)	562,137,361	-	-	-	-	11,172,492	576,729,023
	1,300,417,486	169,857,517	562,137,361	238,428,450	39,777,533	(2,856,224)	-	11,172,492	2,318,934,615
Operating expenses	(574,836,956)	(197,842,405)	-	(159,538,491)	(9,028,493)	(37,384,266)	(11,971,197)	(95,092,907)	(1,085,694,715)
Interest income	764,857	2,424,333	-	558,627	297,831	174,694	4,181	14,781,286	19,005,809
Financing charges	(34,007,008)	(18,409,921)	-	(70,041,814)	-	(33,597,778)	(25,192)	(7,699,815)	(163,781,528)
Foreign exchange gain (loss) - net	(3,408,299)	(610,156)	-	3,567	-	30,207	(48)	(4,297,172)	(8,281,901)
Other income (charges) - net	7,958,107	14,142,575	-	53,335,912	(2,943)	1,420,404	-	36,521,903	113,375,958
Income (loss) before income tax	696,888,187	(30,438,057)	562,137,361	62,746,251	31,043,928	(72,212,963)	(11,992,256)	(44,614,213)	1,193,558,238
Provision for (benefit from) income tax	(75,446,651)	(18,367,274)	-	(21,178,649)	(9,614,198)	(46,021)	(835)	2,280,001	(122,373,627)
Segment profit (loss)	₱621,441,536	(₱48,805,331)	₱562,137,361	₱41,567,602	₱21,429,730	(₱72,258,984)	(₱11,993,091)	(₱42,334,212)	₱1,071,184,611
Depreciation and amortization expense	₱73,355,718	₱98,639,913	₱-	₱93,065,679	₱-	₱23,405,181	₱1,306,656	₱37,228,048	₱327,001,195
Segment profit (loss) attributable to:									
Equity holders of the Company	416,365,829	(39,044,265)	562,137,350	41,492,164	21,429,730	(65,635,289)	(11,993,091)	(73,615,549)	851,136,879
Non-controlling interests	205,075,707	(9,761,066)	-	11,742,663	-	-	-	12,990,428	220,047,732



Other financial information of the operating segments as of December 31, 2023 is as follows:

	Inflight and Other Catering	Ground Handling and Aviation	Maintenance, Repairs and Overhaul	Water Treatment and Distribution	ICT Services	Administrative	Mining	Eliminations, Adjustments and Others	Total
Assets:									
Current assets	₱1,783,758,991	₱1,729,225,035	₱-	₱597,207,960	₱110,904,917	₱377,468,078	₱16,151,786	(₱427,276,106)	₱4,187,440,661
Noncurrent assets	1,154,886,188	672,005,805	-	1,852,339,380	407,366	2,594,615,616	223,913,339	2,009,333,760	8,507,501,454
	2,938,645,179	₱2,401,230,840	₱-	₱2,449,547,340	₱111,312,283	₱2,972,083,694	₱240,065,125	₱1,582,057,654	₱12,694,942,115
Liabilities:									
Current liabilities	₱1,723,988,770	₱2,182,673,055	₱-	₱1,341,330,951	₱86,767,959	₱1,089,371,499	₱25,107,537	(₱3,126,799,393)	₱3,322,440,378
Noncurrent liabilities	216,792,870	149,158,938	-	847,865,166	194,006	1,628,502,180	24,382,850	20,266,978	2,887,162,988
	₱1,940,781,640	₱2,331,831,993	₱-	₱2,189,196,117	₱86,961,965	₱2,717,873,679	₱49,490,387	(₱3,106,532,415)	₱6,209,603,366
Equity attributable to:									
Equity holders of the Company	₱906,629,874	₱230,876,976	₱-	₱174,435,319	₱24,350,319	₱254,210,016	₱190,574,737	₱4,344,013,937	₱6,125,091,178
Non-controlling interests	91,233,665	(161,478,129)	-	85,915,904	-	-	-	344,576,131	360,247,571
Investments in associates	15,860,645	744,087,294	1,539,527,123	-	-	-	-	-	2,299,475,062
Additions to noncurrent assets - Property, plant and equipment	101,307,361	111,820,126	-	62,443,707	407,366	3,113,562	149,554	27,334,667	306,576,343



For the year ended December 31, 2022:

	Inflight and Other Catering	Ground Handling and Aviation	Maintenance, Repairs and Overhaul	Water Treatment and Distribution	Administrative	Mining	Eliminations, Adjustments and Others	Total
Segment revenue	₱2,288,520,288	₱2,049,535,189	₱–	₱515,009,510	₱30,443,040	₱–	₱–	₱4,883,508,027
Direct costs	(1,735,536,609)	(1,851,277,355)	–	(330,109,113)	(52,602,359)	–	–	(3,969,525,436)
Gross profit (loss)	552,983,679	198,257,834	–	184,900,397	(22,159,319)	–	–	913,982,591
Share in net earnings (losses) of associates	(5,243,171)	(35,854,919)	499,805,903	–	–	–	12,140,093	470,847,906
Operating expenses	547,740,508	162,402,915	499,805,903	184,900,397	(22,159,319)	–	12,140,093	1,384,830,497
Interest income	(428,861,010)	(178,932,362)	–	(119,076,067)	(23,752,583)	(9,337,363)	(33,561,151)	(793,520,536)
Financing charges	63,709	212,413	–	559,493	2,375,273	11,342	680,033	3,902,263
Foreign exchange gain (loss) - net	(35,682,655)	(17,434,687)	–	(47,926,107)	(34,458,173)	(316,513)	(13,136,650)	(148,954,785)
Other income (charges) - net	(3,877,266)	(8,746,025)	–	(6,781)	–	1,567	14,160,275	1,531,770
Income (loss) before income tax	1,424,908	55,999,691	–	20,228,369	1,127,203	698,032	26,990,892	106,469,095
Provision for (benefit from) income tax	80,808,194	13,501,945	499,805,903	38,679,304	(76,867,599)	(8,942,935)	7,273,492	554,258,304
Segment profit (loss)	(40,858,773)	(34,292,867)	–	(18,943,888)	(267,973)	(2,268)	1,541,540	(92,824,229)
Segment profit (loss)	₱39,949,421	(₱20,790,922)	₱499,805,903	₱19,735,416	(₱77,135,572)	(₱8,945,203)	₱8,815,032	₱461,434,075
Depreciation and amortization expense	₱78,433,866	₱107,610,516	₱–	₱94,340,339	₱23,543,075	₱1,855,424	₱38,326,360	₱344,109,580
Segment profit (loss) attributable to:								
Equity holders of the Company	27,725,884	2,789,724	499,805,903	21,163,886	(77,153,939)	(8,945,203)	(19,301,996)	446,084,259
Non-controlling interests	16,238,490	(10,668,267)	–	10,238,754	–	–	(459,161)	15,349,816



Other financial information of the operating segments as of December 31, 2022 is as follows:

	Inflight and Other Catering	Ground Handling and Aviation	Maintenance, Repairs and Overhaul	Water Treatment and Distribution	Administrative	Mining	Eliminations, Adjustments and Others	Total
Assets:								
Current assets	₱1,373,911,410	₱1,343,256,292	₱–	₱482,755,806	₱388,263,704	₱19,007,274	(₱581,191,728)	₱3,026,002,758
Noncurrent assets	1,013,315,206	695,688,413	–	1,880,532,981	2,602,669,559	225,115,471	2,061,369,480	8,478,691,110
	₱2,387,226,616	₱2,038,944,705	₱–	₱2,363,288,787	₱2,990,933,263	₱244,122,745	₱1,480,177,752	₱11,504,693,868
Liabilities:								
Current liabilities	₱1,702,760,406	₱1,716,977,889	₱–	₱1,124,600,731	₱1,088,603,680	₱15,707,162	(₱3,007,181,961)	₱2,641,467,907
Noncurrent liabilities	316,972,988	218,336,756	–	947,078,577	1,638,476,847	25,044,919	48,708,105	3,194,618,192
	₱2,019,733,394	₱1,935,314,645	₱–	₱2,071,679,308	₱2,727,080,527	₱40,752,081	(₱2,958,473,856)	₱5,836,086,099
Equity attributable to:								
Equity holders of the Company	₱504,676,516	₱206,485,367	₱–	₱123,871,339	₱263,852,736	₱203,370,665	₱4,251,893,847	₱5,554,150,470
Non-controlling interests	(137,183,294)	(102,855,307)	–	167,738,140	–	–	186,757,760	114,457,299
Investments in associates	8,852,673	744,965,632	1,649,303,188	47,769,217	–	–	–	2,450,890,710
Additions to noncurrent assets - Property, plant and equipment	18,751,666	19,274,373	–	84,480,243	(7,139,049)	5,714	20,863,573	136,236,520



For the year ended December 31, 2021:

	Inflight and Other Catering	Ground Handling and Maintenance, Repairs Aviation	and Overhaul	Administrative	Water Treatment and Distribution	Mining	Eliminations, Adjustments and Others	Total
Segment revenue	₱606,387,181	₱1,050,394,788	₱-	₱42,221,197	₱279,464,881	₱-	(₱29,603,392)	₱1,948,864,655
Direct costs	(597,352,930)	(1,129,012,865)	-	(42,190,376)	(214,037,521)	-	(7,654,147)	(1,990,247,839)
Gross profit (loss)	9,034,251	(78,618,077)	-	30,821	65,427,360	-	(37,257,539)	(41,383,184)
Share in net earnings (losses) of associates	(5,696,254)	(42,954,717)	350,587,031	-	-	-	15,892,438	317,828,498
	3,337,997	(121,572,794)	350,587,031	30,821	65,427,360	-	(21,365,101)	276,445,314
Operating expenses	(240,339,316)	(114,979,202)	-	(28,468,841)	(94,766,108)	(7,725,820)	16,827,274	(469,452,013)
Interest income	396,140	103,089	-	91,315	598,890	19,970	1,577,278	2,786,682
Financing charges	(41,870,221)	(33,687,675)	-	(29,690,149)	(33,633,086)	-	(20,828,562)	(159,709,693)
Foreign exchange gain (loss) - net	6,608,585	(7,851,627)	-	26,557	3,679	-	22,751,723	21,538,917
Other income (charges) net	1,326,953	2,439,224	-	1,004,411	19,661,052	-	61,169,218	85,600,858
Income (loss) before income tax	(270,539,862)	(275,548,985)	350,587,031	(57,005,886)	(42,708,213)	(7,705,850)	60,131,830	(242,789,935)
Provision for income tax	(5,763,904)	101,070,233	-	(503,721)	(5,393,357)	(3,993)	2,459,690	91,864,948
Segment profit (loss)	(₱276,303,766)	(₱174,478,752)	₱350,587,031	(₱57,509,607)	(₱48,101,570)	(₱7,709,843)	₱62,591,520	(₱150,924,987)
Depreciation and amortization expense	₱84,938,310	₱115,541,351	₱-	₱28,943,190	₱77,921,769	₱1,000,259	₱30,441,935	₱338,786,814
Segment profit (loss) attributable to:	(187,003,287)	(131,176,614)	350,587,031	(57,509,608)	(32,419,740)	(7,709,843)	63,069,816	(2,162,245)
Equity holders of the Company	(89,300,479)	(43,302,138)	-	-	(15,681,831)	-	(478,294)	(148,762,742)
Non-controlling interests	₱606,387,181	₱1,050,394,788	₱-	₱42,221,197	₱279,464,881	₱-	(₱29,603,392)	₱1,948,864,655



Other financial information of the operating segments as of December 31, 2021 is as follows:

	Inflight and Other Catering	Ground Handling and Maintenance, Repairs Aviation	Maintenance, Repairs and Overhaul	Administrative	Water Treatment and Distribution	Mining	Eliminations, Adjustments and Others	Total
Assets:								
Current assets	₱926,353,214	₱1,068,438,013	₱-	₱412,441,572	₱404,827,440	₱15,178,457	(₱422,626,698)	₱2,404,611,998
Noncurrent assets	1,086,567,717	815,409,735	-	2,640,626,579	1,861,308,965	6,003,400	1,655,559,039	8,065,475,435
	<u>₱2,012,920,931</u>	<u>₱1,883,847,748</u>	<u>₱-</u>	<u>₱3,053,068,151</u>	<u>₱2,266,136,405</u>	<u>₱21,181,857</u>	<u>₱1,232,932,341</u>	<u>₱10,470,087,433</u>
Liabilities:								
Current liabilities	₱1,243,906,781	₱1,475,063,372	₱-	₱1,260,566,346	₱973,350,915	₱23,261,998	(₱2,801,654,244)	₱2,174,495,168
Noncurrent liabilities	430,986,471	315,943,723	-	1,653,468,339	838,664,778	10,038,226	108,502,792	3,357,604,329
	<u>₱1,674,893,252</u>	<u>₱1,791,007,095</u>	<u>₱-</u>	<u>₱2,914,034,685</u>	<u>₱1,812,015,693</u>	<u>₱33,300,224</u>	<u>(₱2,693,151,452)</u>	<u>₱5,532,099,497</u>
Equity attributable to:								
Equity holders of the Company	₱494,323,135	₱184,358,009	₱-	₱139,033,465	₱337,714,461	(₱12,118,367)	₱3,698,866,872	₱4,842,177,575
Non-controlling interests	(156,295,455)	(91,517,356)	-	-	156,406,250	-	187,216,922	95,810,361
Investments in associates	14,095,845	780,384,451	1,008,159,254	-	47,769,250	-	-	1,850,408,800
Additions to noncurrent assets - Property, plant and equipment	16,736,036	101,431,139	-	6,746,889	36,443,270	-	33,759,922	195,117,256



5. Cash and Cash Equivalents

	2023	2022
Cash on hand and cash in banks (Note 18)	₱876,259,507	₱361,104,509
Short-term deposits (Note 18)	186,301,331	106,914,224
	₱1,062,560,838	₱468,018,733

Cash in banks earn interest at the respective bank deposits rates. Short-term deposits are made for varying periods of up to three months and earn interest at the respective short-term deposit rates. Interest income earned amounted to ₱16.3 million, ₱1.6 million and ₱2.0 million in 2023, 2022 and 2021, respectively (see Note 22).

6. Receivables and Contract Assets

	2023	2022
Receivables:		
Trade:		
Third parties	₱956,738,874	₱897,538,994
Related parties (Note 18)	1,018,060,569	845,429,925
Advances to officers and employees	27,782,225	20,329,079
Interest receivable	9,146,075	4,061,901
Other receivables (Note 15)	105,829,076	101,392,429
Contract assets - current portion	4,424,817	3,135,481
	2,121,981,636	1,871,887,809
Less allowance for ECL	29,725,405	9,286,401
	₱2,092,256,231	₱1,862,601,408

Trade receivables arise from the revenue-generating activities of the Group. These are non-interest bearing with normal credit terms ranging from 30 to 90 days.

Long-term receivables

Included under trade receivables are monthly installments due from customers from the construction of STPs. Payment terms from the said contracts are beyond one year; thus, contains significant financing component. Interest income earned from installment receivables amounted to nil in 2023 and 2022 and ₱0.7 million in 2021 (see Note 22).

As of December 31, outstanding receivables pertaining to construction of STPs are as follows:

	2023	2022
Gross installment receivables	₱17,329,473	₱20,595,874
Less unearned interest	-	69,902
	17,329,473	20,525,972
Less current portion	(17,329,473)	19,827,049
Noncurrent portion (Note 15)	₱-	₱698,923

In relation to the construction of STPs, the Group allocates the total transaction price earned between the construction of STPs and the operation and maintenance services for the STPs. The allocated amounts for the operation and maintenance services are recognized as contract assets. These contract assets are realized as receivables as the Group performs the operations and maintenance of STPs, which is the remaining performance obligation, over the contract period of about 10 years. Contract assets are



presented based on the timing of realization. Current and noncurrent portion of contract assets amounted to ₱4.4 million and ₱52.8 million as of December 31, 2023, respectively, and ₱3.1 million and ₱77.1 million as of December 31, 2022, respectively (see Note 15).

Advances to officers and employees pertain to cash advances that are subject to liquidation.

Other receivables include amounts due from third party insurance company and certain government agencies (e.g., SSS) and employee loans which are payable through salary deductions.

Allowance for ECL pertains to trade receivables. The rollforward analyses of the allowance for ECL as of December 31, 2023 and 2022 are as follows:

	2023	2022
Beginning balance	₱9,286,401	₱63,445,608
Net additions/(reversals) (Note 20)	20,439,004	(54,159,207)
Ending balance	₱29,725,405	₱9,286,401

7. Inventories - at cost

	2023	2022
Food and beverage	₱99,146,031	₱70,342,129
Materials and supplies	61,850,262	69,003,514
	₱160,996,293	₱139,345,643

Cost of inventories recognized as expense and included as part of “Food” and “Supplies” accounts under “Direct costs” amounted to ₱1,911.1 million, ₱1,163.8 million and ₱285.0 million in 2023, 2022 and 2021, respectively (see Note 20).

8. Other Current Assets

	2023	2022
Input taxes - net	₱478,354,864	₱281,452,435
Creditable withholding taxes	280,062,042	202,860,744
Prepayments	29,920,186	24,110,538
Supplies	24,474,256	21,607,770
Advances to suppliers	10,602,957	14,757,861
Other current assets	48,212,994	11,247,626
	₱871,627,299	₱556,036,974

Input taxes

	2023	2022
Gross input tax	₱686,111,417	₱435,465,208
Less allowance for probable losses	29,559,726	12,471,551
	656,551,691	422,993,657
Less noncurrent portion (Note 15)	178,196,827	141,541,222
Current portion	₱478,354,864	₱281,452,435



Input taxes represent VAT paid on purchases of goods and services that can be recovered as tax refund/credit from the Bureau of Internal Revenue (BIR) or the Bureau of Customs. Provision for losses on input taxes amounted to ₱27.6 million, ₱7.7 million and ₱5.1 million in 2023, 2022 and 2021, respectively (see Note 20). Summary of input VAT refund of the Group is as follows (amounts in millions):

Year	Input VAT Refund Application				Claimed
	Year Reported	Gross	Allowance	Net	
2023	2021	₱26.1	(₱14.8)	₱11.3	₱14.5
2022	2020	40.5	(15.0)	25.5	19.6
2021	2019	117.8	(16.7)	101.1	59.6

Others mainly consist of prepaid insurance, rent and utilities.

9. Investments in Associates

Investments in Associates

	Ownership Interest (%)	2023	2022
Acquisition costs:			
LTP	49	₱935,759,560	₱935,759,560
JASCO	30	853,799,023	853,799,023
CPCS	40	5,000,000	5,000,000
CSWC	24*	–	47,769,226
MacroAsia WLL	35**	2,310,175	2,310,175
		1,796,868,758	1,844,637,984
Accumulated equity in net earnings:			
Beginning of year		520,943,614	164,781,896
Share in net earnings for the year		576,729,023	470,847,906
Dividends received (Note 18)		(539,098,000)	(114,686,188)
End of year		558,574,637	520,943,614
Share in foreign currency translation adjustments:			
Beginning of year		93,677,554	(39,097,838)
Net foreign currency translation adjustments for the year		(15,937,991)	132,775,412
End of year		77,739,563	93,677,574
Share in re-measurement gains (losses) on defined benefit plans of associates:			
Beginning of year		(8,121,947)	(119,666,727)
Remeasurement gains (losses) on defined benefit plans for the year		(125,339,434)	111,544,780
End of year		(133,461,381)	(8,121,947)
Impairment allowance on investment in MacroAsia WLL			
		(246,515)	(246,515)
		₱2,299,475,062	₱2,450,890,710

*Effective ownership through SWRI

**Effective ownership interest through MACS



As of December 31, 2023 and 2022, the shares of stock of these associates are not traded in public and as such, have no available publicly traded price quotation.

LTP

LTP is a joint venture between Lufthansa Technik AG (LHT), a corporation organized and existing under the laws of the Federal Republic of Germany and MAC, a corporation organized under the laws of the Republic of the Philippines. LTP was incorporated primarily to provide aircraft maintenance, aircraft overhaul, aircraft engine repair and overhaul and aircraft component repair and overhaul services in Manila, Cebu and other locations. LTP is also registered with the Philippine Economic Zone Authority (PEZA). The agreement provides for supermajority (i.e., two-thirds) vote of directors for the approval of the annual budget as well as other critical corporate acts of the agreement. The registered office address of LTP is LTP Technical Center, MacroAsia Ecozone, Villamor Airbase, Pasay City.

CPCS

CPCS is the Company's first in-flight catering venture, which started commercial operations in 1996. It is the only in-flight catering company at Mactan-Cebu International Airport and serves both domestic and international airlines. The registered office address of CPCS is 1st Ave. Extension, Block B6, MEZ I, Lapu-Lapu City.

JASCO

On November 5, 2019, MAC entered into a Share Purchase Agreement with Konoike Transport for the 7,200 ordinary shares or 30% ownership interest in Japan Airport Service Co., Ltd. (JASCO) for an aggregate amount of ₱853,799,023 (JPY 1,825,000,000). JASCO is a wholly-owned subsidiary of NKS Holding Co. Ltd., a Japanese company wholly-owned by Konoike Transport.

MacroAsia WLL

On June 5, 2012, MACS entered into a Shareholders' Agreement with individuals to establish MacroAsia WLL, a national institutional catering and laundry company in Doha, Qatar. As of December 31, 2023, MacroAsia WLL has not yet started its commercial operations.

As of December 31, 2023 and 2022, impairment allowance amounting to ₱0.2 million was recognized on the investment in MacroAsia WLL equivalent to its remaining carrying amount.

CSWC

CSWC is a joint venture between SWRI and another domestic corporation in the Philippines. CSWC has bulk water supply with the water district of Janiuay, Iloilo. The registered office address of CSWC is 9/F, 45 San Miguel, San Miguel Avenue, Ortigas Center, Pasig City.

On March 28, 2023, SWRI entered into a Memorandum of Agreement with another domestic corporation to sell its 40% ownership over CSWC for a total consideration of ₱312,505. Carrying amount of CSWC at the time of disposal amounted to ₱43.3 million. The Group recorded a loss on disposal of investment in associate amounting to ₱43.0 million as presented under 'Other income-net' in its 2023 consolidated statement of income (see Note 22).



Summarized financial information of LTP, CPCS and JASCO based on their financial statements as of and for the years ended December 31 is as follows:

	2023		
	LTP	CPCS	JASCO
Current assets	₱6,047,528,439	₱63,929,069	₱134,122,834
Noncurrent assets	5,238,501,816	12,449,862	203,591,270
Current liabilities	(4,344,611,643)	(16,094,541)	(312,503,887)
Noncurrent liabilities	(3,481,594,456)	(20,632,780)	(180,703,301)
Equity (capital deficiency)	3,459,824,156*	39,651,610	(155,493,084)
Group's carrying amount of its investments	₱1,539,527,147	₱15,860,644	₱744,087,294

*Inclusive of cumulative foreign currency translation loss amounting to ₱19,531,918

	2023		
	LTP	CPCS	JASCO
Revenue from contracts with customers	₱13,613,672,570	₱94,275,533	₱1,128,525,288
Direct costs	10,222,760,273	61,941,901	1,060,320,384
Gross profit	3,390,912,297	32,333,632	68,204,904
General and administrative expenses	2,001,345,039	11,872,305	86,924,925
Net income (loss)	1,147,219,103	17,519,930	(11,962,674)
Other comprehensive loss	(255,794,764)	–	–
Total comprehensive income (loss)	891,424,339	17,519,930	(11,962,674)
Group's share in net income (loss)	562,137,361	7,007,972	(3,588,802)
Group's share in total comprehensive income (loss)	₱436,797,926	₱7,007,972	(₱3,588,802)

	2022		
	LTP	CPCS	JASCO
Current assets	₱5,874,807,009	₱29,608,621	₱115,309,981
Noncurrent assets	5,523,702,355	13,904,324	175,050,008
Current liabilities	(4,198,874,793)	(2,514,696)	(230,258,110)
Noncurrent liabilities	(3,492,976,707)	(18,866,567)	(212,667,169)
Equity (capital deficiency)	3,706,657,864*	22,131,682	(152,565,290)
Group's carrying amount of its investments	₱1,649,303,188	₱8,852,673	₱744,965,632

*Inclusive of cumulative foreign currency translation loss amounting to ₱57,590,024

	2022		
	LTP	CPCS	JASCO
Revenue from contracts with customers	₱9,998,249,745	₱252,144	₱733,651,123
Direct costs	7,672,683,458	9,874,296	817,054,972
Gross profit (loss)	2,325,566,287	(9,622,152)	(83,403,849)
General and administrative expenses	1,081,883,173	3,944,604	88,486,739
Net income (loss)	1,020,012,048	(13,107,928)	(119,516,397)
Other comprehensive income	227,642,411	–	–
Total comprehensive income (loss)	1,247,654,459	(13,107,928)	(119,516,397)
Group's share in net income (loss)	₱499,805,903	(₱5,243,171)	(₱35,854,191)
Group's share in total comprehensive income (loss)	₱611,350,685	(₱5,243,171)	(₱35,854,919)

	2021		
	LTP	CPCS	JASCO
Current assets	₱4,524,080,242	₱42,414,516	₱340,232,404
Noncurrent assets	5,476,562,732	15,553,012	217,156,779
Current liabilities	(3,782,605,934)	(3,861,351)	(244,097,944)
Noncurrent liabilities	(3,795,060,463)	(18,866,567)	(347,793,801)
Equity	2,422,976,577*	35,239,610	(34,502,562)
Group's carrying amount of its investments	₱992,266,822	₱14,095,844	₱780,384,450

*Inclusive of cumulative foreign currency translation loss amounting to ₱212,490,203



	2021		
	LTP	CPCS	JASCO
Revenue from contracts with customers	₱6,711,599,510	₱258,144	₱623,600,259
Direct costs	4,827,900,484	11,539,696	777,517,166
Gross profit (loss)	1,883,699,026	(11,281,552)	(153,916,907)
General and administrative expenses	841,553,040	3,227,057	94,849,185
Net income (loss)	715,483,736	(14,240,635)	(143,182,391)
Other comprehensive income	224,032,022	—	—
Total comprehensive income (loss)	939,515,758	(14,240,635)	(143,182,391)
Group's share in net income (loss)	₱350,587,031	(₱5,696,254)	(₱42,954,717)
Group's share in total comprehensive income (loss)	₱460,362,721	(₱5,696,254)	(₱42,954,717)

In the normal course of business, LTP is involved in certain claims by third parties mainly related to damages, consignment of inventories, labor and other contingencies. These provisions for claims and losses pertain to management's best estimate of probable losses in connection with claims from third parties involving damages, consignment of inventories, and other issues. These provisions have been developed in consultation with LTP's legal counsels, advisors and are based upon an analysis of potential results. LTP recognized provisions amounting to ₱631.7 million and ₱639.9 million as of December 31, 2023 and 2022, respectively, which are included as part of "Current liabilities" in LTP's summarized financial information. The provision for probable losses and claims recognized in profit or loss amounted to ₱126.8 million, ₱99.3 million and ₱107.4 million in 2023, 2022 and 2021, respectively, which are included as part of "General and administrative expenses" in LTP's summarized financial information.

Dividend received from LTP and CPCS amounted to ₱539.1 million, ₱114.7 million and nil in 2023, 2022 and 2021, respectively.

Further, the Group has interest in two other associates. The financial information of these associates as of and for the year ended December 31, 2022 are as follows (nil as of December 31, 2023):

Total assets	₱160,889,004
Total liabilities	89,625,827
Equity	71,263,177
Net loss	2,407,340
Group's carrying amount of its investments	47,769,226

10. Acquisition of a Subsidiary and Subsidiaries with Material Non-controlling Interests

Acquisition of a Subsidiary

On March 28, 2023, SWRI entered into a Share Purchase Agreement with CSWC to purchase 1,250,005 shares or 100% of CSW Lapu-lapu, Inc. (CSWLI) for an aggregate consideration of ₱312,505. CSWLI is engaged in bulk potable water supply and water treatment.

The fair values of the identifiable assets and liabilities as at the date of acquisition are presented in the next page.



	Provisional Values
Assets	
Cash in bank	₱138,501
Receivables	20,005
Other current assets	20,856
Water service contract	72,264,350
	<u>72,443,712</u>
Liabilities	
Accounts payable and other current liabilities	78,604
Deferred tax liability	2,322,242
	<u>2,400,846</u>
	Provisional Values
Total identifiable net assets at fair value	₱70,042,866
Cash transferred	312,505
Gain on bargain purchase (Note 22)	<u>₱69,730,361</u>

Net cash outflow on acquisition is as follows:

Cash acquired with the subsidiary ^(a)	₱138,501
Total cash paid on acquisition	312,505
Net cash outflow	<u>₱174,004</u>

(a) Cash acquired with the subsidiary is included in cash flows from investing activities.

The fair value of water service contract recognized in the December 31, 2023 consolidated balance sheet was based on the third party consultant's independent valuation of acquired asset.

The Group recorded gain on bargain purchase amounting to ₱69.7 million as presented under 'Other income - net' in its 2023 consolidated statement of income (see Note 22).

If the acquisition had taken place at the beginning of year 2023, net profit or loss contribution would have been ₱302,176 for the year ended December 31, 2023.

Subsidiaries with Material Non-controlling Interests

- As of December 31, 2023 and 2022, MASCORP has a material non-controlling interest of 20%.
- As of December 31, 2023 and 2022, MACS has a material non-controlling interest of 33%.
- In December 2023, Securities and Exchange Commission (SEC) has approved FAA's application for an increase in authorized capital stock amounting to ₱60 million divided into 600,000 shares with par value of ₱100 per share to ₱200 million divided into 2,000,000 shares. FAA's existing shareholders converted a portion of their outstanding advances totalling ₱35 million into equity investment. Out of the total capital infusion, FAAS' non-controlling interest invested ₱17.2 million. As of December 31, 2023 and 2022, FAA has a non-controlling interest of 49%.

Set out in the next page are the summarized financial information of MASCORP and MACS. The amounts disclosed are based on those included in the consolidated financial statements before intercompany eliminations.



Summarized balance sheets:

	2023		2022	
	MASCORP	MACS	MASCORP	MACS
Current assets	₱1,466,314,936	₱833,331,170	₱1,229,603,091	₱761,359,756
Noncurrent assets	565,032,306	441,377,272	517,399,148	361,861,348
Current liabilities	1,738,413,436	443,655,847	1,427,668,983	519,445,193
Noncurrent liabilities	94,859,929	41,577,132	111,082,401	43,260,252
Equity	198,073,875	789,475,464	208,250,855	560,515,659
Equity attributable to non-controlling interest	3,158,674	70,580,686	42,282,125	157,795,659

Summarized statements of income:

	2023		2022	
	MASCORP	MACS	MASCORP	MACS
Revenue	₱3,075,884,775	₱1,353,216,940	₱2,008,068,324	₱832,280,283
Direct costs	2,863,811,851	867,146,544	1,766,455,280	578,637,044
Operating expenses	175,486,533	300,939,877	158,652,905	219,856,434
Net income	15,793,369	213,880,868	80,225,277	8,496,492
Net income attributable to non-controlling interest	3,158,674	70,580,686	15,944,201	3,871,102

Summarized statements of comprehensive income:

	2023		2022	
	MASCORP	MACS	MASCORP	MACS
Net income	₱15,793,369	₱213,880,868	₱80,225,277	₱8,496,492
Other comprehensive income (loss)	(25,970,348)	4,859,653	(4,202,099)	6,479,538
Total comprehensive income (loss)	(10,176,979)	32,171,601	76,023,178	14,976,030
Total comprehensive income (loss) attributable to non-controlling interest	(2,035,396)	10,616,628	15,103,781	5,474,788

Summarized statements of cash flows:

	2023		2022	
	MASCORP	MACS	MASCORP	MACS
Cash flows from operations	₱350,613,997	₱186,749,623	₱222,173,667	₱34,072,137
Cash flows used in investing activities	(143,047,569)	(78,158,604)	(17,470,945)	(18,112,779)
Cash flows from (used in) financing activities	(79,356,512)	(11,040,000)	(99,578,253)	15,959,858



11. Property, Plant and Equipment

2023

	Land and land improvements	Building and leasehold improvements	Kitchen and other operations equipment	Transportation equipment	Aviation equipment	Plant and technical equipment	Water pumps and machineries	Water pipelines	Office furniture, fixtures and equipment	Drilling equipment	Construction in progress (Notes 16 and 18)	Total
Cost												
January 1	₱440,806,100	₱1,041,390,589	₱786,971,354	₱432,689,714	₱881,407,418	₱124,001,407	₱290,843,702	₱2,968,542	₱232,642,356	₱27,425,491	₱277,598,434	₱4,538,745,107
Additions	1,652,170	32,541,894	41,937,946	103,393,884	88,055,779	4,035,773	-	-	28,261,726	-	6,697,171	306,576,343
Adjustments, Reclassifications and Disposal	(885,334)	(1,598,447)	(306,283)	(16,977,894)	(1,731,576)	-	-	-	(3,279,709)	-	(1,599)	(24,780,842)
December 31	441,572,936	1,072,334,036	828,603,017	519,105,704	967,731,621	128,037,180	290,843,702	2,968,542	257,624,373	27,425,491	284,294,006	4,820,540,608
Accumulated Depreciation												
January 1	(41,189)	(512,085,954)	(552,001,978)	(348,181,639)	(478,430,441)	(44,805,560)	(168,100,261)	(2,778,257)	(182,366,731)	(27,390,154)	-	(2,316,182,164)
Additions	-	(42,151,571)	(41,452,822)	(31,888,435)	(56,713,221)	(20,984,213)	(8,765,759)	-	(18,906,937)	(34,041)	-	(220,896,999)
Adjustments, Reclassifications and Disposal	-	295,111	256,250	6,826,083	1,731,572	-	-	-	650,587	-	-	9,759,603
December 31	(41,189)	(553,942,414)	(593,198,550)	(373,243,991)	(533,412,090)	(65,789,773)	(176,866,020)	(2,778,257)	(200,623,081)	(27,424,195)	-	(2,527,319,560)
Net Book Value	₱441,531,747	₱518,391,622	₱235,404,467	₱145,861,713	₱434,319,531	₱62,247,407	₱113,977,682	₱190,285	₱57,001,292	₱1,296	₱284,294,006	₱2,293,221,048

2022

	Land and land improvements	Building and leasehold improvements	Kitchen and other operations equipment	Transportation equipment	Aviation equipment	Plant and technical equipment	Water pumps and machineries	Water pipelines	Office furniture, fixtures and equipment	Drilling equipment	Construction in progress (Notes 16 and 18)	Total
Cost												
January 1	₱438,598,500	₱1,014,662,911	₱769,895,297	₱405,854,572	₱883,878,837	₱115,495,915	₱260,829,948	₱2,778,258	₱224,859,631	₱27,425,491	₱302,143,864	₱4,446,423,224
Additions	2,207,600	6,723,691	15,654,419	27,899,999	20,585,663	8,505,492	700,000	-	10,794,813	-	43,164,843	136,236,520
Adjustments, Reclassifications and Disposal	-	20,003,987	1,421,638	(1,064,857)	(23,057,082)	-	29,313,754	190,284	(3,012,088)	-	(67,710,273)	(43,914,637)
December 31	440,806,100	1,041,390,589	786,971,354	432,689,714	881,407,418	124,001,407	290,843,702	2,968,542	232,642,356	27,425,491	277,598,434	4,538,745,107
Accumulated Depreciation												
January 1	(41,189)	(471,264,299)	(506,658,064)	(313,275,086)	(431,106,304)	(23,006,852)	(157,438,298)	(2,778,257)	(161,284,288)	(26,808,267)	-	(2,093,660,904)
Additions	-	(40,827,065)	(45,787,169)	(35,815,395)	(63,664,246)	(21,798,708)	(463,644)	-	(20,295,564)	(581,887)	-	(229,233,678)
Adjustments, Reclassifications and Disposal	-	5,410	443,255	908,842	16,340,109	-	(10,198,319)	-	(786,879)	-	-	6,712,418
December 31	(41,189)	(512,085,954)	(552,001,978)	(348,181,639)	(478,430,441)	(44,805,560)	(168,100,261)	(2,778,257)	(182,366,731)	(27,390,154)	-	(2,316,182,164)
Net Book Value	₱440,764,911	₱529,304,635	₱234,969,376	₱84,508,075	₱402,976,977	₱79,195,847	₱122,743,441	₱190,285	₱50,275,625	₱35,337	₱277,598,434	₱2,222,562,943

‘Adjustments, reclassification and disposal’ includes retirement of fully depreciated property, plant, and equipment, reclassification of certain amounts previously classified as Construction in Progress to appropriate accounts when the asset became ready for intended use, disposals and other adjustments.



Management performed impairment tests for CGUs that are operating below the expected level. The recoverable amounts are computed based on value in use calculations using cash flow projections of three to five years as approved by management.

The calculation of value-in-use is most sensitive to the following assumptions:

FAA

- *Discount rate (15.3% in 2023 and 10.5% in 2022)* - Discount rate represents the current market assessment of the risk specific to the Company, taking into consideration the time value of money and individual risks of the underlying assets that have not been incorporated in the cash flow estimates. The discount rate calculation is derived from the WACC. The Group used WACC rate as affected by beta of companies with similar activities and capital structure. WACC is also affected by costs of debt and capital based on average lending rates for long-term loans.
- *Average number of flight hours (732 flying hours)* - Flight activity hours are estimated by management based on various factors, including the average number of students enrolled in the academy. These estimates are derived from historical data and projections. Additionally, flight activities are influenced by weather conditions and the progress of students. As such, fluctuations in student numbers and weather patterns may impact the actual number of flight hours recorded.

SWRI

The key assumptions used in determining the recoverable amounts as of December 31, 2023 of property plant and equipment are the same as with those used in the impairment testing of service concession rights. Further, management used 4% growth rate in the calculation of cash flows beyond the forecast period.

Management determined that the value in use exceeds the carrying amount of the CGUs with sufficient headroom as of December 31, 2023 and 2022. Management believes that no reasonably possible change in the assumptions would cause the carrying values of the CGUs to materially exceed their recoverable amounts.

Noncash additions as of December 31, 2023 and December 31, 2022 amounted to ₱1.6 million and ₱2.6 million, respectively.

Depreciation and amortization are distributed as follows:

	2023	2022	2021
Direct costs (Note 20)	₱169,004,857	₱175,741,173	₱172,479,934
Operating expenses (Note 20)	51,892,142	53,492,505	58,194,468
	₱220,896,999	₱229,233,678	₱230,674,402



12. Investment Property

The Group's investment property pertains to a parcel of land held for future development which amounted to ₱143.9 million as of December 31, 2023 and 2022. The fair value of the investment property amounted to ₱433.0 million which is based on the latest available appraisal report rendered by a Philippine SEC-accredited professional firm of independent appraisers as of March 26, 2021 (see Note 32). Management believes that there have been no significant activities in the areas where the investment properties are located which can indicate significant changes in the fair values of investment properties per appraiser reports.

The independent appraiser used the "Sales Comparison Approach" in valuing the property in 2021. This is a comparative approach to value that considers the sales of similar or substitute properties and related market data and establishes a value estimate by process involving comparison. Listings and offerings may also be considered.

Operating expense incurred in relation to investment property pertains to real property taxes (included as part of "Taxes and licenses") amounted to ₱1.0 million in 2023, 2022 and 2021 (see Note 20).

There are neither restrictions on the realizability of investment property nor contractual obligations to develop or maintain such property.

13. Service Concession Rights, Intangible Assets and Goodwill

Service Concession Rights

	2023	2022
Cost		
Beginning balance	₱547,465,911	₱528,713,798
Additions	14,943,204	18,752,113
Ending balance	562,409,115	547,465,911
Accumulated Amortization		
Beginning balance	131,838,425	109,909,757
Amortization (Note 20)	22,095,554	21,928,668
Ending balance	153,933,979	131,838,425
Net Book Value	₱408,475,136	₱415,627,486

The cost of service concession right pertains to incurred construction costs by SNVRDC in relation to the construction of water treatment plant and pipe laying activities in Solano, Nueva Viscaya and the fair value of NAWASCOR's water system and pipelines in Naic, Cavite (see Note 29). Pursuant to Philippine Interpretation IFRIC 12, the Group recognizes intangible assets in accordance with the accounting policies stated in Note 2.

The additions to service concession right in 2023 and 2022 pertain to costs of ongoing construction of water facilities and pipe laying activities. These are recognized as contract assets and are presented as part of service concession right in the 2023 consolidated balance sheet. Construction revenue and costs amounted to nil, ₱0.4 million and ₱0.2 million in 2023, 2022 and 2021, respectively (see Note 22).



In 2023 and 2022, management performed impairment test of SNVRDC's service concession right due to SNVRDC's continued losses since the start of commercial operations in 2016. SNVRDC is part of water treatment and distribution segment. SNVRDC's service concession right, which pertains to incurred construction costs, amounted to ₱216.8 million and ₱230.5 million as at December 31, 2023 and 2022, respectively. Management has determined based on the impairment test that the value-in-use exceeds the carrying value of the service concession right.

The calculation of value in use is most sensitive to the following assumptions:

- *Discount rate (9.1% in 2023 and 8.7% in 2022)* - Discount rate represents the current market assessment of the risk specific to the Company, taking into consideration the time value of money and individual risks of the underlying assets that have not been incorporated in the cash flow estimates. The discount rate calculation is derived from the WACC. The Group used WACC rate as affected by beta of companies with similar activities and capital structure. WACC is also affected by costs of debt and capital based on average lending rates for long-term loans.
- *Average volume of annual water consumption (2.3 million cubic meter)* - The average volume of annual water consumption is based on management's best estimate of water consumption per customer and increases in number of connections considering factors such as historical trend, market analysis, government regulations and other economic factors.
- *Average price per cubic meter (average annual increase of 3%)* - Price per cubic meter represents the management's forecast that the Company would charge its customers considering the estimated increase to be granted by the Municipality of Solano, the approved tariff rate of National Water Regulations Board, and the estimated yearly increase that is acceptable to the customers.

Sensitivity to Changes in Assumptions

Other than as disclosed above, management believes that any reasonable possible change in any of the above assumptions would not cause the carrying value to exceed its recoverable amount.

Goodwill and Intangible Assets

	2023	2022
Goodwill	₱127,842,231	₱127,842,231
Intangible assets		
Water rights	117,277,726	117,268,229
Water service contract (Note 10)	72,264,350	-
Customer contract and relationships	48,084,639	51,475,042
	237,626,715	168,743,271
	₱365,468,946	₱296,585,502

Goodwill

The goodwill recognized by the Group amounting to ₱127.8 million as of December 31, 2023 and 2022 resulted from the Group's acquisition of: (a) 13% non-controlling interest from a previous stockholder of MACS in 2006, (b) 67% of BTSI in 2016, (c) 100% of NAWASCOR in 2017 and (d) 60% of SWRI in 2018.



The carrying amount of goodwill is allocated to each of the CGUs (determined to be at the subsidiary level) as of December 31, 2023 and 2022 as follows:

MACS	BTSI	NAWASCOR	SWRI	Total
₱17,531,232	₱46,056,595	₱36,885,706	₱27,368,698	₱127,842,231

Management performs its annual impairment test of goodwill of CGUs. BTSI and NAWASCOR are part of the water treatment and distribution segment, while MACS is part of inflight and other catering services segment. The recoverable amounts are computed based on value in use calculations using cash flow projections as approved by management and discounted using a pre-tax discount rate of ranged from 10.4% to 14.8% in 2023 and 8.7% to 11% in 2022. Management determined, that the value in use exceeds the carrying amount of the cash generating units with sufficient headroom as of December 31, 2023 and 2022.

The key assumptions used in determining the recoverable amounts as of December 31, 2023 of goodwill allocated to BTSI and NAWASCOR and water rights are the same as with those used in the impairment testing of service concession rights. Further, management used 4.0% growth rate in the calculation of cash flows beyond the forecasted period. In addition, for impairment testing of goodwill allocated to MACS, management used sales growth rate based on MACS' five-year forecast and long-term growth rate of 7.9% and 4.0% in 2023 and 2022, respectively, based on forecasted growth in food industry.

Management believes that no reasonably possible change in the assumptions would cause the carrying values of the CGUs to materially exceed their recoverable amounts.

Water rights

The water rights allow BTSI and NEWS to extract and distribute water in certain provinces of the Philippines and for NAWASCOR to operate, manage, maintain water systems of certain subdivisions. Management believes that the water rights have an indefinite useful life due to the permanent nature of water permits.

Customer contract and relationships

Customer contract and relationships pertain to Group's long-term water supply contract with a third party and established relationships with the existing customers through service contracts. These are identified intangible assets as part of the acquisition of BTSI group in 2016. The customer contract is amortized over the remaining contract term, while customer relationships are amortized over the estimated years where all the existing customers would have switched to other water distributors. The amortization of customer contract and relationships amounted to ₱3.4 million in 2023 and 2022.

Water service contract

Water service contract pertains to Group's long-term bulk water supply contract with the local government. This was identified as intangible asset as part of the acquisition of CSWLI in 2023.



14. Deferred Mine Exploration Costs and Mining-Related Activities

Deferred mine exploration costs amounts to ₱238.5 million as of December 31, 2023 and 2022 (see Note 15).

Infanta Nickel Project

Deferred mine exploration costs pertain to costs incurred by the Company in the exploration of its mining property located in Brooke's Point, Palawan, the Infanta Nickel Project (the Project).

The Project is the Company's tenement under MPSAs with the government, MPSA 220IV-B. It holds another mining property within the same Municipality denominated as MPSA No. 221-2005-IVB. The former MPSA is a consolidation of the Company's eight mining lease contracts with the Government that were granted under Commonwealth Act No. 137 and P.D. 463. In the 1970's, the Company operated the mine as an export producer of beneficiated nickel laterite. As such, it had sales and purchase agreements with Sumitomo Metal Mining Co., Ltd. of Japan, and thus, had made shipments of nickel ore to Japan in the 1970's until very low nickel prices forced the operations to be suspended. The previous quarry and road network within the tenement still exists and is currently being maintained for future use.

The MPSAs run for a term not exceeding 25 years from the dates of the grant, and are renewable for another term not exceeding 25 years under the same terms and conditions, without prejudice to changes that will be mutually agreed upon by the DENR and the Company.

On July 23, 2021, the BOD approved the signing of a Memorandum of Agreement (MOA) between its 100% wholly owned subsidiary, MMC and Calmia Nickel, Inc. (Calmia) for the nickel mine in Brooke's Point Palawan. This operating agreement allows Calmia to explore and operate the mining tenement of MMC in Brooke's Point, Palawan, in exchange for payment of royalties to the Group. Currently, the mine operator is working on the permits needed to re-open and operate the mine.

As of December 31, 2022, MMC is waiting for the release of the Certification Precondition (CP) from NCIP. It was approved last December 27, 2022 and recommended for issuance. MMC subsequently received the certificate in February 2023. In December 2023, Environmental Compliance Certificate (ECC) was issued by Mines and Geosciences Bureau (MGB) to MMC. As of March 21, 2024, MMC is in the process of securing the notice to proceed to start the mining operation.

Administrative expenses related to the mining exploration activities are expensed as incurred and presented under "Mining expenses" under "Operating expenses" account. These amounted to nil in 2023 and 2022 and ₱2.3 million in 2021 (see Note 20).



Deeds of Assignment with Bulawan Mining Corporation (BUMICO)

In 2012, the Company entered into two deeds of assignment with BUMICO. The first deed of assignment covered BUMICO's rights, title to, interests and obligations under the former's application for exploration permit with the MGB of the DENR over certain properties in Basay, Negros Oriental under Exploration Permit Application No. 000103 VII. In consideration, the Company paid BUMICO ₱16.0 million, which is recorded as "Deferred mine exploration costs" under "Other noncurrent assets" account in the consolidated balance sheets. The said assignment was approved by the Regional Director of the MGB on January 28, 2013.

The second deed of assignment covered BUMICO's rights, interests and obligations under an Operating Agreement with Philex Mining Corporation (PHILEX). The Operating Agreement granted PHILEX the exclusive right and privilege to take over, as an independent contractor, the working and operation of Mineral Claims as defined in the Operating Agreement for a period of 25 years. In consideration, the Company offered its technical services for BUMICO to tie up with PHILEX. The said deed of assignment was consented by PHILEX. Currently, PHILEX has no operations over the Mineral Claims. Once PHILEX resumes the operations of and generates income from the Mineral Claims, the Company shall be entitled to royalty payments and that BUMICO shall be entitled to a certain percentage of such royalties.

On September 28, 2018, PNB's BOD approved the sale of 100% shareholdings of BUMICO to MMC. Consequently, PNB and MMC signed a deed of absolute sale on November 15, 2018 for the transfer of all the rights, title and interest of BUMICO in favor of MMC. As of December 31, 2023, PHILEX has not yet produced/sold any gold from its operation. Exploration activity remained suspended pending approval of the request for the conversion of the mining lease contract into a mineral production sharing agreement.

15. Other Noncurrent Assets

	2023	2022
Deferred mine exploration costs (Note 14)	₱238,513,440	₱238,513,440
Input VAT (Note 8)	178,196,827	141,541,222
Equity investments designated at FVTOCI	120,155,800	105,155,800
Advances to contractors and suppliers	98,311,656	93,583,032
Deposits	62,070,843	45,669,001
Contract assets - net of current portion (Note 6)	52,784,387	77,139,974
Deferred project costs	42,783,267	42,783,267
Deferred rent expense	25,348,978	25,567,429
Finance lease receivable - net of current portion	11,488,670	12,077,793
Pension asset (Note 21)	979,056	7,741,764
Installment receivables - net of current portion (Note 6)	-	698,923
Others	20,645,115	22,782,016
	₱851,278,039	₱813,253,661



Equity investments designated at FVTOCI

The Company's investments in golf club share and other proprietary and equity shares are carried at fair value based on published club share quotes that are publicly available from local dailies and from the website of club share brokers. As of December 31, 2023 and 2022, equity investments designated at FVTOCI amounted to ₱120.2 million and ₱105.2 million, respectively.

Below is the movement of reserve for fair value changes of financial assets investments at FVTOCI, which is presented as part of "Reserve for fair value changes of financial assets investments" in the consolidated statements of changes in equity.

	2023	2022
Beginning balance	₱69,719,999	₱51,019,999
Changes in fair value of equity investments held at FVTOCI, net of tax effect	12,750,000	18,700,000
Ending balance	₱82,469,999	₱69,719,999

Deferred income tax liabilities on the fair value changes of the equity investments designated as FVTOCI amounted to ₱14.1 million and ₱11.9 million as of December 31, 2023 and 2022, respectively (see Note 25).

Deferred project costs

Deferred project cost as of December 31, 2023 and 2022 pertain to the following:

Maragondon Bulk Water project costs	₱34,067,350
Engineering designs, consultancy, development and geodetic surveys costs	8,715,917
	₱42,783,267

- a. Maragondon Bulk Water project costs pertain to the cost of feasibility study acquired as part of WBSI acquisition in 2011. Prior to acquisition, WBSI had contractual joint venture agreement with Maragondon Water District (MWD) when WBSI submitted an unsolicited proposal to develop a bulk water supply project to be sourced from the Maragondon River, to install and operate the water treatment plant and deliver treated water at the off-takers tapping point. As part of the agreement, MWD assigned its water permits for the use of the raw water from Maragondon River to WBSI. As of December 31, 2023 and 2022, the Group is working with the local government to execute the Bulk Water Supply Agreement which will contain the terms and conditions to operate the water treatment facility, as well as the corresponding tariffs and royalty fees.

In January 2019, the Group entered into a Supplemental Agreement to clarify the terms of the contractual joint venture agreement and agree on the implementation timeline of the project.

- b. In relation to the Group's water-related projects, the Group incurs expenditures related to the technical feasibility studies which include engineering designs, consultancy fees, development and geodetic surveys and other project costs.

Finance lease receivable

The Group has a long-term lease agreement with a third party which stipulates for a minimum volume of cubic meter to be delivered daily. This is accounted for under finance lease with the related receivables classified as part of "Installment receivables" of the Group.



The gross investment in the lease and the present value of minimum lease payments as of December 31 are shown as follows:

	2023	2022
Not later than one year	₱1,030,346	₱1,030,346
Later than one year and not later than five years	4,121,385	4,121,385
Later than five years	10,990,361	12,020,708
Gross finance lease receivable	16,142,092	17,172,439
Less unearned interest	(4,064,300)	(4,545,069)
Present value of minimum lease payments	12,077,792	12,627,370
Current portion (Note 6)	(589,122)	(549,577)
Finance lease receivable - noncurrent portion	₱11,488,670	₱12,077,793

Others include software and restricted time deposits placed by the Group to guaranty an institutional catering contract amounting to ₱2.5 million and ₱7.5 million as of December 31, 2023 and 2022, respectively. The Group recognized amortization related to software amounting to ₱0.8 million, ₱1.6 million, and ₱4.1 million in 2023, 2022 and 2021, respectively (see Note 20).

16. Notes Payable and Long-Term Debts

Notes payable

Entity	Facility	Terms	Outstanding Balance	
			2023	2022
Parent Company	One-year loan agreement	Principal payable at maturity; interest payable quarterly, interest rate of 5.75%.	₱100,000,000	₱-
BTSI	6 months short-term loan agreement	Principal and interest payable at maturity; interest rate of 6.00%.	32,000,000	39,000,000
MSFI	180 days short-term loan agreement	Principal and interest payable at maturity; interest rate of 6.5% (Note 18).	50,000,000	50,000,000
NAWASCOR	6 months short-term loan agreement	Principal payable at maturity; interest payable quarterly, interest rate of 8.5%.(Note 18)	12,500,000	50,000,000
SWRI	6 months short-term loan agreement	Principal payable at maturity; interest payable monthly, interest rate of 8.5%.(Note 18)	50,000,000	-
			₱244,500,000	₱139,000,000

Long-term debts

Entity	Facility	Terms	Outstanding Balance	
			2023	2022
MSFI	Eight-year term loan agreement	Principal and interest payable quarterly; interest rate equivalent to 7.10% per annum (Note 18).	₱135,000,000	₱173,571,429
	Eight-year term loan agreement	Principal and interest payable quarterly; interest rate equivalent to the benchmark rate plus 100 basis points per annum or 4.00%, whichever is higher (Note 18).	129,629,630	203,703,704
MASCORP	Five-year term loan agreement	Principal and interest payable monthly; interest rate of 3.84% per annum subject to quarterly re-pricing (Note 18).	53,788,009	76,326,531
	Five-year term loan agreement	Principal and interest payable monthly; interest rate of 2.49% per annum subject to quarterly re-pricing (Note 18).	45,795,918	90,270,007
	Five-year term loan agreement	Principal and interest payable monthly; interest rate of 3.01% per annum subject to quarterly re-pricing (Notes 18 and 23).	784,400	10,268,209
	Five-year term loan agreement	Principal and interest payable monthly; interest rate of 3.30% per annum subject to quarterly re-pricing (Notes 18 and 23).	-	892,080

(Forward)



Entity	Facility	Terms	Outstanding Balance	
			2023	2022
BTSI	Ten-year term loan agreement	Monthly principal repayment to commence one year after the drawdown date, and bears interest rate of 6.0% per annum	₱210,792,431	₱242,411,296
	Fifteen-year term loan agreement	Principal and interest payable monthly; interest rate of 6.0% per annum.	19,843,200	19,843,200
	Fifteen-year term loan agreement	Principal and interest payable monthly; interest rate of 6.0% per annum.	6,736,800	6,736,800
	Fourteen-year term loan agreement	Monthly principal repayment to commence at the two years after the drawdown date, and bears interest rate of 6.0% per annum	10,000,000	10,000,000
SWRI	Five-year term loan agreement	Principal and interest payable quarterly; interest rate of 6.5% per annum.	375,917	536,176
	Nine-year term loan agreement	Principal and interest payable monthly; interest rate of 8.0%.	-	15,964,775
NAWASCOR	Three-year term loan agreement	Principal and interest payable quarterly, interest rate of 6.25% per annum	133,333,333	200,000,000
	Five-year term loan agreement	Principal and interest payable semi-annually, interest rate of 5.00% per annum	852,741	1,054,167
FAA	Five-year term loan agreement	Principal and interest payable quarterly; interest rate of 7.5% per annum.	55,152,317	80,152,317
			802,084,696	1,131,730,691
	Unamortized transaction costs		(2,075,873)	(2,475,623)
			800,008,823	1,129,255,070
	Less current portion		314,114,902	298,122,652
	Noncurrent portion		₱485,893,921	₱831,132,418

The aforementioned notes payable and long-term debts are obtained from local banks.

The MSFI loan was specifically availed to finance the construction of its kitchen facility (see Note 11). In accordance with the loan agreement, MSFI is required to maintain debt-to-equity ratio of not more than 70:30 and debt service coverage ratio (DSCR) of at least 1.2 times. In December 2023, the lender-bank approved to defer the effectivity of certain financial loan covenants until December 31, 2024.

In accordance with the loan agreements, MASCORP is required to maintain a debt-to-equity ratio of not greater than 2.33 times and debt service coverage ratio of not lower than 1.0x. In December 2023, the lender-bank approved to defer the effectivity of certain financial loan covenants until December 31, 2024.

BTSI is required to maintain certain financial ratios, such as current ratio, debt service cost coverage and debt equity ratio, and comply with non-financial covenants for bank loan applicable a year after the grant of the loan. In 2023, the lender-bank approved to defer the effectivity of certain financial and non financial loan covenants until December 31, 2024.

Total interest expense incurred amounted to ₱96.1 million, ₱85.1 million and ₱86.1 million in 2023, 2022 and 2021, respectively (see Note 22). There was no capitalization of interest expense in 2023, 2022 and 2021.



17. Accounts Payable and Accrued Liabilities

	2023	2022
Trade accounts payable:		
Related parties (Note 18)	₱598,388,395	₱321,974,098
Third parties	565,200,908	607,878,975
Nontrade accounts payable (Note 29)	473,985,211	450,535,477
Accrued:		
Utilities and others (Note 20)	204,174,648	183,834,851
Rental	111,237,256	80,105,525
Service fees (Note 29)	52,713,237	66,827,456
Outside services	15,221,611	13,588,691
Interest (Notes 16 and 18)	11,508,861	9,706,555
Personnel cost	8,724,839	36,295,125
Output VAT	286,025,183	166,056,361
Payable to government agencies	193,370,167	77,135,202
Unearned revenue	115,434,244	83,395,122
Retention payable	10,067,040	8,068,447
	₱2,646,051,600	₱2,105,400,885

Trade payables are incurred in the conduct of the Group’s business with normal credit terms ranging from 30 to 45 days. Nontrade payables include concession privilege fee payable and payable to mine surveyor and subcontractor.

Retention payable pertains to the portion of the contractors’ billings on the various construction projects retained by the Group and will be released upon acceptance of the completed projects and submission by the contractors of the certificate of completion and guarantee bond.

Deferred output VAT, which is included as part of “Output VAT”, pertains to output VAT of uncollected receivables from the rendering of the Group’s services.

Payable to government agencies include other tax-related payable such as withholding tax and payable to Social Security System, Philippine Health Insurance Corporation and Pag-IBIG Fund Contributions.

18. Related Party Transactions

Parties are considered to be related if one party has the ability to control, directly or indirectly, the other party or exercise significant influence over the other party in making financial and operating decisions. It includes companies in which one or more of the directors and/or shareholder of the Company either has a beneficial controlling interest or are in a position to exercise significant influence therein (i.e., affiliates).

Transactions between the Company and its subsidiaries and the related balances are eliminated at consolidation and are no longer included in the disclosures.

Transactions disclosed below pertain to the following related parties:

Relationship	Name
Affiliates	Philippine National Bank Philippine Airlines, Inc. (PAL) Air Philippines Corporation (APC)
Associates	LTP CPCS



The following tables summarize the transactions with the Group's related parties and their account balances:

Nature of Transaction	Outstanding balance		Terms and conditions
	2023	2022	
	<i>(In millions)</i>		
Affiliates			
Deposits and cash equivalents	₱1,003.8	₱433.6	On demand; prevailing interest rate
Rental deposit	0.6	4.2	To be refunded at the end of lease term; non-interest bearing
Trust fund retirement plan (Note 21)	115.8	90.3	Based on trustee agreement

Nature of Transaction	Amount of Transactions		Outstanding Balance Receivable (Payable)		Terms and Conditions
	2023	2022	2021	2023	
	<i>(In millions)</i>				

Affiliates						
Interest income on deposits and cash equivalents (Note 22)	₱10.4	₱0.4	₱-	₱-	₱-	On demand; prevailing interest rate
Ground handling and other services	2,828.1	1,901.4	675.0	796.0	734.9	30 day, unsecured, non-interest bearing, unimpaired
Catering services	1,570.8	852.6	148.5	192.1	158.5	30 day, unsecured, non-interest bearing, unimpaired
Short-term debt (Note 16)	50.0	-	(100.0)	(112.5)	(100.0)	5-8 year term loan, interest bearing based on benchmark rate, payable quarterly; no collateral
Long-term debt (Note 16)	-	200.2	(781.2)	(499.6)	(504.7)	30 day, unsecured, non-interest bearing
Interest expense	55.9	46.7	-	(4.7)	-	
Office rent	8.7	10.5	-	-	-	
Lease of ground support equipment and share in utilities/space rental	348.2	166.4	114.7	(581.1)	(289.6)	30-day, non-interest bearing
Lease of operational areas and equipment and allocated operating costs	27.8	51.7	(69.4)	(17.3)	(32.3)	On-demand, unsecured, non-interest bearing

Nature of Transaction	Amount of Transactions		Outstanding Balance Receivable (Payable)		Terms and Conditions
	2023	2022	2021	2023	
	<i>(In millions)</i>				

Associates						
Administrative and lease income from sublease of land	₱30.0	₱29.2	₱-	2.7	₱-	25 years, non-interest bearing, includes impact of straight-line recognition of lease income, unimpaired
Service fee from preventive maintenance and waste water treatment services	1.4	1.1	-	1.2	1.1	30 day, unsecured, non-interest bearing, unimpaired
Ground handling	4.0	3.6	-	15.9	2.5	30 day, unsecured, non-interest bearing, unimpaired
Catering services	13.7	12.7	3.4	10.3	5.8	30 day, unsecured, non-interest bearing, unimpaired
Management services	27.9	25.6	1.2	-	-	30 day, unsecured, non-interest bearing, unimpaired
Dividend received	539.1	114.7	-	-	-	On-demand, unsecured, non-interest bearing

Outstanding balances at year-end are to be settled in cash. There have been no guarantees provided or received for any related party receivables or payables.



Ground handling and catering arrangements

Transactions with PAL and APC include ramp, passenger, cargo and other ground handling services and catering services. The Group also provides catering services to an airport lounge of PAL.

As of December 31, 2023 and 2022, the Group's trade receivables from related parties amounted to ₱1,014.4 million and ₱901.7 million.

Loans

In 2017, MSFI availed an eight-year term loan facility amounting to ₱400.0 million with the local affiliated bank (see Note 16). The loan was availed to finance the MSFI's construction of kitchen facility. In 2019, the Group availed an eight-year term loan facility amounting to ₱250.0 million with the local affiliated bank. These loans were availed to finance the Group's construction of kitchen facility. The carrying value of the loan as of December 31, 2023 and 2022 amounted to ₱264.6 million and ₱377.3 million, respectively. Interest expense incurred amounted to ₱21.7 million in 2023, ₱22.5 million in 2022 and ₱34.7 million in 2021 (see Notes 11 and 16).

In 2017, the MASCORP availed of two five-year term loans totalling ₱94.2 million with PNB for working capital and to finance the acquisition of ground handling service equipment. The carrying value of the loan as of December 31, 2023 and 2022 amounted to ₱0.8 million and ₱11.2 million, respectively. MASCORP has fully paid the loans in February 2024.

In 2019, MASCORP obtained five-year term loans from PNB amounting to US\$3.5 million equivalent to ₱183.6 million and ₱165.0 million payable in 60 equal and successive monthly amortizations commencing at the end of the first month from initial draw down date of the loans. Interest rate is subject to quarterly repricing. These loans were availed to refinance the short-term loans drawn against the omnibus credit line with PNB and for the purchase of various equipment which are mostly ground support equipment for the MASCORP's operations in various stations. The carrying value of the loan as of December 31, 2023 and 2022 amounted to ₱99.6 million and ₱166.6 million, respectively. Interest expense for MASCORP's loans amounted to ₱11.7 million in 2023 and ₱9.3 million in 2022 (see Notes 11 and 16).

Leases

MASCORP leases ground support equipment from PAL and the MASCORP pays to PAL its share on rental and utilities in the airport space occupied.

PAL charges MSISC for the lease of operational areas and equipment and allocated operating costs.

The Group also has outstanding short-term loans which amounted to ₱112.5 million and ₱100.0 million as of December 31, 2023 and 2022, respectively (see Note 16).

As of December 31, 2023 and 2022, the accreted value of rental deposit are presented as part of "Other noncurrent liabilities" in the consolidated balance sheets amounting to ₱19.3 million. Accretion of interest (included as part of "Financing charges" account) amounted to ₱2.5 million in 2023, ₱2.2 million 2022 and nil in 2021 (see Note 22). As of December 31, 2023 and 2022, unearned rent income from nonrefundable deposits amounted to ₱22.9 million and ₱23.8 million, respectively.

Compensation of Key Management Personnel

The short-term benefits of the Company's key management personnel amounted to ₱55.7 million in 2023, ₱41.8 million in 2022, and ₱76.8 million in 2021. There are no termination benefits or share-based payments granted to key management personnel.



Related Party Transactions Review

In accordance with the guidelines and regulations on corporate governance issued by the Philippine SEC and other regulatory bodies, the Group adopted a policy on related party transactions. The material related party transactions policy shall cover transactions meeting the materiality threshold of 10% of the Group's total consolidated assets. All individual material related party transactions shall be approved by at least two-thirds (2/3) vote of the BOD with at least a majority of the independent directors voting to approve the material related party transaction.

19. Revenue

	2023	2022	2021
Gross service revenue	₱8,078,981,522	₱4,927,514,231	₱1,956,647,428
Less discounts	81,935,676	44,006,204	7,782,773
	₱7,997,045,846	₱4,883,508,027	₱1,948,864,655

Disaggregated Revenue Information

The Group derives its revenue from transfer of goods and services over time and at a point in time, in different product types and within the Philippines.

Set out below are the disaggregation of the Group's revenue and the reconciliation of the revenue from contracts with customers with the amounts disclosed in segment information (see Note 4).

2023

	In-flight and Other Catering*	Ground Handling and Aviation	Administrative*	Water Treatment and Distribution*	Mining	ICT Services	Total
<i>Services</i>							
Inflight and other catering	₱2,682,257,625	₱-	₱-	₱-	₱-	₱-	₱2,682,257,625
Passenger and ramp services	-	₱2,873,826,485	-	-	-	-	2,873,826,485
Cargo handling	-	202,058,290	-	-	-	-	202,058,290
Water distribution	-	-	-	606,667,552	-	-	606,667,552
Operation and maintenance of STP	-	-	-	10,822,036	-	-	10,822,036
Administrative fee	-	-	46,621,995	-	-	-	46,621,995
Others	1,201,374,170	59,639,885	-	-	-	215,627,301	1,476,641,356
	3,883,631,795	3,135,524,660	46,621,995	617,489,588	-	215,627,301	7,898,895,339
<i>Goods</i>							
Beverages and dry goods	98,150,507	-	-	-	-	-	98,150,507
Total	₱3,981,782,302	₱3,135,524,660	₱46,621,995	₱617,489,588	-	₱215,627,301	₱7,997,045,846

*In 2023, revenue eliminated in in-flight and other catering, administrative and water treatment and distribution segments amounted to ₱12.0 million, ₱6.6 million and ₱14.9 million, respectively.

2022

	In-flight and Other Catering*	Ground Handling and Aviation	Administrative*	Water Treatment and Distribution*	Mining	Total
<i>Services</i>						
Inflight and other catering	₱1,454,505,234	₱-	₱-	₱-	₱-	₱1,454,505,234
Passenger and ramp services	-	1,803,979,312	-	-	-	1,803,979,312
Cargo handling	-	191,176,633	-	-	-	191,176,633
Water distribution	-	-	-	502,794,182	-	502,794,182
Operation and maintenance of STP	-	-	-	12,215,328	-	12,215,328
Administrative fee	-	-	30,443,040	-	-	30,443,040
Others	776,276,013	54,379,244	-	-	-	830,655,257
	2,230,781,247	2,049,535,189	30,443,040	515,009,510	-	4,825,768,986
<i>Goods</i>						
Beverages and dry goods	57,739,041	-	-	-	-	57,739,041
Total	₱2,288,520,288	₱2,049,535,189	₱30,443,040	₱515,009,510	₱-	₱4,883,508,027

*In 2022, revenue eliminated in in-flight and other catering, administrative and water treatment and distribution segments amounted to ₱11.2 million, ₱20.9 million and ₱6.7 million, respectively.



2021

	In-flight and Other Catering	Ground Handling and Aviation	Administrative	Water Treatment and Distribution*	Mining	Total
<i>Services</i>						
Inflight and other catering	P417,844,526	P-	P-	P-	P-	P417,844,526
Passenger and ramp services	-	840,431,319	-	-	-	840,431,319
Cargo handling	-	194,787,460	-	-	-	194,787,460
Water distribution	-	-	-	273,909,728	-	273,909,728
Operation and maintenance of STP	-	-	-	3,282,661	-	3,282,661
Administrative fee	-	-	29,120,772	-	-	29,120,772
Others	145,471,665	15,176,009	-	-	-	160,647,674
	563,316,191	1,050,394,788	29,120,772	277,192,389	-	1,920,024,140
<i>Goods</i>						
Beverages and dry goods	28,840,515	-	-	-	-	28,840,515
Total	P592,156,706	P1,050,394,788	P29,120,772	P277,192,389	P-	P1,948,864,655

*In 2021, revenue eliminated in in-flight and other catering, administrative and water treatment and distribution segments amounted to P14.2 million, P13.1 million and P2.3 million, respectively.

Others include laundry, warehousing and other ancillary services rendered by MACS and MASCORP.

Timing of revenue recognition	2023	2022	2021
Goods or services transferred over time	P7,898,895,339	P4,825,768,986	P1,920,024,140
Goods transferred at a point in time	98,150,507	57,739,041	28,840,515
	P7,997,045,846	P4,883,508,027	P1,948,864,655

Contract Balances

The Group's gross trade receivables amounted to P1,974.8 million and P1,743.0 million as at December 31, 2023 and 2022, respectively (see Note 6).

As of December 31, 2023 and 2022, the Group's contract assets amounted to P57.2 million and P80.3 million (see Notes 6 and 15). This includes incremental cost incurred to obtain a contract amounting to P49.8 million and P64.0 million as of December 31, 2023 and 2022, respectively. Amortization of cost to obtain of contract asset balance amounted to P14.2 million in 2023 and 2022.

The Group did not have contract liabilities as of December 31, 2023 and 2022.

20. Direct Costs and Operating Expenses

Direct costs

	2023	2022	2021
Food (Note 7)	P1,729,440,079	P1,046,466,645	P222,951,235
Salaries and wages	1,705,910,197	1,113,321,101	669,793,188
Contractual services	958,486,620	481,827,300	280,481,430
Concession privilege fee (Note 29)	392,717,672	244,123,145	97,501,363
Depreciation and amortization (Notes 11, 13 and 28)	258,976,664	278,884,665	278,179,021
Supplies (Note 7)	181,666,273	117,365,162	62,033,500
Connectivity and technology services	175,849,768	-	-
Repairs and maintenance	160,844,023	116,290,316	42,737,964
Overhead	145,524,325	122,576,320	64,939,399
Rent (Notes 18 and 28)	136,276,777	131,623,081	93,886,827
Utilities	104,290,926	88,736,325	46,630,934

(Forward)



	2023	2022	2021
Employee benefits (Note 21)	₱83,612,774	₱52,184,184	₱31,809,465
Insurance	45,817,779	40,541,079	31,814,349
Laundry	10,427,816	5,853,773	2,030,228
Others	164,998,561	129,732,340	65,458,936
	₱6,254,840,254	₱3,969,525,436	₱1,990,247,839

Operating expenses

	2023	2022	2021
Selling:			
Advertising and promotions	₱3,711,233	₱1,816,505	₱2,044,665
General and administrative:			
Salaries and wages	293,369,563	221,068,907	225,524,235
Repairs and maintenance	93,932,742	51,597,145	31,963,558
Employee benefits (Note 21)	68,668,474	23,543,011	14,573,845
Depreciation and amortization (Notes 11, 13, 19 and 28)	68,024,531	65,224,915	60,607,793
Taxes and licenses (Note 12)	67,906,467	41,880,977	62,614,562
Professional and legal fees	51,083,734	37,975,146	70,726,384
Provisions for (reversal of) probable losses and ECL (Notes 6 and 8)	48,035,231	39,106,131	(21,992,502)
Supplies	46,229,986	29,173,622	18,127,789
Service fee (Note 29)	44,984,066	17,780,910	–
Security and janitorial	44,642,814	31,379,761	21,670,544
Utilities	32,832,444	26,181,795	18,414,311
Rent (Notes 18 and 28)	27,421,138	57,712,054	23,077,157
Entertainment, amusement and recreation	23,935,796	12,707,062	6,297,033
Transportation and travel	21,663,561	11,189,758	7,967,688
Directors' fees	12,069,998	10,083,821	12,004,150
Insurance	11,860,126	10,770,848	9,263,465
Communications	9,840,709	7,713,373	8,296,725
Gas and oil	8,602,827	7,943,055	5,487,980
Project expenses	3,385,254	2,782,948	7,244,254
Mining expenses (Note 14)	–	–	2,261,299
Reversal of impairment on deferred mine exploration costs (Note 14)	–	–	(217,070,925)
Others	103,494,021	85,888,792	100,348,003
	1,081,983,482	791,704,031	467,407,348
	₱1,085,694,715	₱793,520,536	₱469,452,013

Others include quality control related expenses (e.g., hygiene and sanitation), company activities and projects, and personnel training costs.



21. Employee Benefits Costs

Accrued retirement and other employee benefits payable consists of the following:

	2023	2022
Accrued retirement benefits payable	₱164,622,597	₱103,027,142
Other employee benefits	25,400,274	22,581,026
	₱190,022,871	₱125,608,168

Retirement Benefits Cost

The Group has funded, non-contributory defined benefit group retirement plans, covering all of their permanent employees. The retirement benefit is equal to a certain percentage of the monthly final salary for every year of service. The fund is administered by a trustee bank which is responsible for investment strategy of the plan, in consultation with the Group's Management.

Under the existing regulatory framework, Republic Act No. 7641, *Retirement Pay Law*, requires a provision for retirement pay to qualified private sector employees in the absence of any retirement plan in the entity, provided however that the employee's retirement benefits under any collective bargaining and other agreements shall not be less than those provided under the law. The law does not require minimum funding of the plan.

The components of retirement benefits cost recognized in profit or loss follow:

	2023	2022	2021
Current service cost	₱28,336,042	₱23,627,939	₱21,989,674
Net interest cost	5,280,571	3,360,664	9,351,366
	₱33,616,613	₱26,988,603	₱31,341,040
Portions recognized in:			
Direct costs (Note 20)	₱17,897,516	₱14,462,930	₱17,676,297
Operating expenses (Note 20)	15,719,097	12,525,673	13,664,743
	₱33,616,613	₱26,988,603	₱31,341,040

The details of the remeasurement in other comprehensive income are as follows:

	2023	2022	2021
Actuarial gain (loss) on defined benefit obligation arising from changes in:			
Experience adjustments	(₱18,363,911)	(₱11,355,674)	(₱133,801,915)
Demographic assumptions	1,484,526	(19,191,358)	170,184,330
Financial assumptions	(41,873,287)	41,734,652	105,322,394
	(58,752,672)	11,187,620	141,704,809
Remeasurement loss on plan assets	(1,497,429)	(5,502,860)	(3,173,797)
Effect of asset ceiling	1,374,637	1,173,975	(1,724,292)
	(58,875,464)	6,858,735	136,806,720
Tax effect	10,347,174	(693,169)	(3,987,221)
	(₱48,528,290)	₱6,165,566	₱132,819,499



The details of the accrued retirement benefits payable, net of pension assets, are as follows:

	2023	2022
Present value of defined benefit obligation	₱279,482,850	₱183,810,137
Fair value of plan assets	(115,804,443)	(90,345,452)
	164,678,407	93,464,685
Effect of asset ceiling	165,009	1,002,769
	₱163,843,416	₱94,467,454

Movements in accrued retirement benefits payable and pension asset follow:

	2023		2022	
	Accrued retirement benefits payable	Pension asset (Note 15)	Accrued retirement benefits payable	Pension asset (Note 15)
Beginning balance	₱103,027,142	(₱7,741,764)	₱99,696,635	(₱21,024,539)
Retirement benefits cost recognized in profit or loss	33,591,266	25,347	19,406,301	7,582,302
Remeasurements in other comprehensive income	58,828,413	47,051	(12,559,208)	5,700,473
Contributions	(23,500,000)	-	(3,000,000)	-
Benefits directly paid by the Group	(434,039)	-	(516,586)	-
Reclassification	(6,690,310)	6,690,310	-	-
Ending balance	₱164,822,472	(₱979,056)	₱103,027,142	(₱7,741,764)

Changes in present value of defined benefit obligation are as follows:

	2023	2022
Beginning balance	₱183,810,137	₱169,613,284
Current service cost	28,336,042	23,627,939
Interest cost	12,598,500	7,633,942
Actuarial loss (gain) on retirement obligation	58,752,672	(11,045,582)
Benefits directly paid from the Company's fund	(152,992)	(516,586)
Benefits paid out of the Group's plan assets	(3,861,509)	(5,502,860)
Ending balance	₱279,482,850	₱183,810,137

Changes in fair value of plan assets are as follows:

	2023	2022
Beginning balance	₱90,345,452	₱89,572,664
Interest income on plan assets	7,317,929	4,373,532
Contributions to the plan	23,500,000	3,000,000
Benefits paid	(3,861,509)	(1,097,884)
Remeasurement loss on plan assets	(1,497,429)	(5,502,860)
Ending balance	₱115,804,443	₱90,345,452
Actual return on plan assets	₱5,828,500	(₱1,129,328)



The major categories of plan assets are as follows:

	2023	2022
Cash and cash equivalents	₱21,554,917	₱3,087,101
Debt instruments - government securities	93,850,566	86,401,609
Receivables and others	398,960	856,742
	₱115,804,443	₱90,345,452

The plan assets have diverse investments and do not have any concentration risk.

The cost of defined benefit pension plans and the present value of the pension obligation are determined using actuarial valuations. The actuarial valuation involves making various assumptions. The principal assumptions used in determining retirement benefits cost and obligations as of January 1 are shown below.

	2023	2022
Average discount rates	7.09%	5.14%
Average future salary increases	3.0%	3.0%

The average discount rate and future salary increase as of December 31, 2023 are 6.13% and 4%, respectively.

The sensitivity analysis below has been determined based on reasonably possible changes of each significant assumption on the present value of defined benefit obligation as of December 31, assuming all other assumptions were held constant:

Assumptions:	2023	2022
Discount rate:		
+100 basis points	(₱20,318,953)	(₱14,205,366)
-100 basis points	24,497,767	16,312,090
Salary increase rate:		
+100 basis points	24,777,950	16,854,071
-100% basis points	(21,637,837)	(14,881,138)

There were no changes in the methods and assumptions from the previous periods used in preparing the sensitivity analysis.

Shown below is the maturity analysis of the undiscounted benefit payments:

Date of retirement:	2023	2022
1 year and less	₱23,430,223	₱-
More than 1 year to 5 years	168,351,227	131,567,555
More than 5 years	255,039,909	195,597,957

The Group expects to contribute ₱53.0 million to the retirement fund in 2024. The Group does not currently employ any asset-liability matching strategies.



Other employee benefits

Employees can accumulate earned leave credits, which can be used anytime when needed by the employee or converted to cash, computed based on the employee's final rate upon separation (i.e., resignation or retirement). Accumulated leave credits are presented as "Other employee benefits" which amounted to ₱25.4 million and ₱22.6 million as of December 31, 2023 and 2022, respectively. Provision for (reversal of) accumulating leave credits amounted to ₱2.8 million, ₱0.7 million and (₱15.4 million) in 2023, 2022 and 2021 respectively.

22. Other Income (Charges)

a. Interest income was derived from:

	2023	2022	2021
Cash and cash equivalents (Notes 5 and 18)	₱16,298,405	₱1,551,961	₱2,047,795
Accretion of refundable deposits	2,707,404	2,350,302	–
Installment receivables (Note 6)	–	–	738,887
	₱19,005,809	₱3,902,263	₱2,786,682

b. Financing charges pertain to:

	2023	2022	2021
Notes payable and long-term debts (Notes 16 and 18)	₱96,053,858	₱81,536,874	₱86,072,570
Lease liabilities (Note 28)	50,719,765	52,678,133	41,259,528
Accretion of refundable deposits	2,499,691	2,213,846	–
Others	14,508,214	12,525,932	32,377,595
	₱163,781,528	₱148,954,785	₱159,709,693

Other financing charges pertain to the interest charged for the late payment of rental charges, repairs and maintenance and settlement of tax assessment.

c. Other income consist of:

	2023	2022	2021
Gain on bargain purchase (Note 10)	₱69,730,361	₱–	₱–
Loss on disposal of investment in associate (Note 9)	(43,022,151)	–	–
Connection and reconnection fees	5,890,519	1,626,869	1,286,383
Construction revenue (Note 13)	–	442,145	222,242
Construction costs (Note 13)	–	(442,145)	(222,242)
Others - net	80,777,229	104,842,226	84,314,475
	₱113,375,958	₱106,469,095	₱85,600,858

Others include management fee charged to an associate amounting to ₱27.9 million, ₱25.6 million, and ₱52.8 million in 2023, 2022 and 2021, respectively (see Note 18), and items that are individually immaterial.



23. Foreign Currency-denominated Monetary Assets and Liabilities

The Group's foreign currency-denominated monetary assets and liabilities as of December 31 are as follows:

	2023		2022	
	US Dollar	Total Peso Equivalent	US Dollar	Total Peso Equivalent
Assets				
Cash and cash equivalents	\$4,857,580	₱268,964,205	\$3,441,632	₱192,355,470
Receivables	6,104,880	338,027,205	4,117,752	223,312,454
	10,962,460	606,991,410	7,559,384	415,667,924
Liabilities				
Accounts payable and accrued liabilities (Note 17)	1,311,079	72,594,444	588,558	32,821,234
Notes payable and long term debts (Note 16)	985,595	54,572,395	1,819,214	101,430,296
	2,296,674	127,166,839	2,407,772	134,251,530
Net foreign currency-denominated assets	\$8,665,786	₱479,824,571	\$5,151,612	₱281,416,394

As of December 31, 2023 and 2022, the exchange rates of the Peso to US\$ dollar were ₱55.37 and ₱54.63 to US\$1, respectively.

24. Registration with the Philippine Economic Zone Authority (PEZA), Mactan Cebu International Airport Authority (MCIAA) and Subic Bay Metropolitan Authority (SBMA)

The Group, through MASCORP and MAPDC, is registered with the PEZA and has commercial operations as the Ecozone Developer/Operator of the MacroAsia Special Ecozone at the Ninoy Aquino International Airport (NAIA) and at Mactan Cebu International Airport (MCIA). MacroAsia Special Ecozone is the only existing ecozone within NAIA.

In 2018, the Group, through FAA, was issued Certificate of Registration and Tax Exemption and was granted rights, privileges and benefits as a Subic Bay Freeport Enterprise in accordance with Republic Act No. 7227, Bases Conversion and Development Act of 1992, the rules of authority bestowed on the SBMA.

Under the terms of their registrations, the Group is entitled to certain tax benefits provided for under relevant rules and regulations which include, among others, exemption from payment of all national internal revenue taxes and all local government imposed fees, licenses or taxes. In lieu thereof, MAPDC and FAA shall pay a 5% final tax on gross income earned from their operations within the special tax zones.

25. Income Taxes

a. The current provision for income tax is as follows:

	2023	2022	2021
RCIT	₱92,024,648	₱58,083,209	₱8,062,848
MCIT	61,032,713	5,356,892	6,008,602
Final tax on interest	6,947,674	38,643	18,236
5% final tax on gross income	46,021	267,973	489,697
	₱160,051,056	₱63,746,717	₱14,579,383



The Parent Company's and subsidiaries' net deferred income tax assets (liabilities) as of December 31 are as follows:

	2023		2022	
	Net Deferred Income Tax Assets	Net Deferred Income Tax Liabilities	Net Deferred Income Tax Assets	Net Deferred Income Tax Liabilities
<i>Recognized directly in the consolidated statements of income:</i>				
Deferred income tax assets on:				
NOLCO	₱96,824,225	₱1,425,697	₱75,019,099	₱-
Allowances for:				
ECL	7,950,578	1,977,699	5,267,730	-
Probable losses	-	-	7,004,735	-
Accrued retirement benefits payable and other employee benefits	38,404,607	393,073	15,110,893	-
Accrued expenses	6,169,997	-	32,759,923	-
Lease liabilities	62,735,165	1,611,620	13,848,886	-
Unamortized past service cost	1,690,660	-	1,658,012	-
	213,775,232	5,408,089	150,669,278	-
Deferred income tax liabilities on:				
Contract assets	(₱2,137,293)	₱-	(₱4,127,494)	₱-
Unrealized foreign exchange gain - net	(39,033,570)	-	(30,853,605)	-
Right-of-use assets	-	(35,539,301)	-	(13,214,693)
Fair value adjustment on property, plant and equipment as a result of business combination	-	(122,062,443)	-	(119,740,201)
	(41,170,863)	(157,601,744)	(34,981,099)	(132,954,894)
<i>Recognized directly in equity:</i>				
Net deferred income tax assets (liabilities) on:				
Fair value changes of equity investments designated as FVTOCI	-	14,130,000	-	11,880,000
Remeasurement loss (gain)	(1,992,739)	45,170,027	-	25,840,940
	(1,992,739)	59,300,027	-	37,720,940
	₱170,611,630	(₱92,893,628)	₱115,688,179	(₱95,233,954)

- b. As of December 31, the deductible temporary differences, NOLCO and MCIT for which no deferred income tax assets were recognized in the consolidated balance sheets are as follows:

	2023	2022	2021
Deductible temporary differences on:			
NOLCO	₱606,110,618	₱1,113,043,232	₱620,329,857
Accrued retirement benefits payable	78,417,661	77,539,990	31,327,649
MCIT	20,505,731	15,584,860	13,250,095
Unrealized foreign exchange losses	-	(824,004)	4,233,040
Allowance for expected credit losses	(303,981)	(1,267,109)	8,947,585
Accrued rental expense	-	1,433,157	2,113,633

The Group did not recognize deferred income tax assets on these temporary differences, NOLCO and MCIT as management believes that certain companies in the Group may not have sufficient



taxable income against which these temporary differences and NOLCO can be used or RCIT payable against which the MCIT can be applied.

- c. On September 11, 2020, the President signs into law the “Bayanihan to Recover as One Act” or “Bayanihan 2”, an Act in response to COVID-19 to accelerate the recovery and bolster the resiliency of the Philippine economy.

Unless otherwise disqualified from claiming the deduction, the business or enterprise which incurred net operating loss for taxable years 2020 and 2021 shall be allowed to carry over the same as a deduction from its gross income for the next five consecutive taxable years immediately following the year of such loss. The net operating loss for said taxable years may be carried over as a deduction even after the expiration of RA No. 11494 provided the same are claimed within the next five consecutive taxable years immediately following the year of such loss.

- d. Details of NOLCO is as follows:

Year Incurred	Available Until	Available NOLCO	Tax Effect
2023	2026	₱123,379,462	₱30,844,866
2022	2025	32,957,691	8,239,423
2021	2026	435,223,925	108,805,981
2020	2025	407,549,228	101,887,307

The Group has incurred NOLCO in 2021 and 2020 which can be claimed as deduction from the regular taxable income for the next five (5) consecutive taxable years pursuant to the Bayanihan to Recover As One Act.

- e. Details of excess of MCIT over RCIT as of December 31, 2023 are as follows:

Period/Year Incurred	Balance at Beginning of Year	Additions	Expired	Balance at End of the Year	Available Until
2023	₱-	₱6,409,697	₱-	₱6,409,697	2026
2022	6,692,735	-	-	6,692,735	2025
2021	7,403,299	-	-	7,403,299	2024
2020	1,488,826	-	1,488,826	-	2023
	₱15,584,860	₱6,409,697	₱1,488,826	₱20,505,731	

- f. The reconciliation of the provision for (benefit from) income tax at the statutory tax rates to the provision for income tax as shown in the consolidated statements of income is as follows:

	2023	2022	2021
Provision for (benefit from) income tax computed at the statutory tax rate	₱298,389,560	₱138,564,576	(₱60,697,484)
Adjustments resulting from:			
Nontaxable dividend income	(151,144,692)	-	-
Share in net earnings of associates	(144,182,256)	(117,711,977)	(79,457,125)
Movements in deductible temporary differences, NOLCO and MCIT for which no deferred income tax assets were recognized	121,504,371	133,078,141	39,856,585
Interest income already subjected to final tax lower rates or not subject to income tax	(1,097,290)	(98,763)	(24,109)
Effect of change in rate (impact of CREATE)	-	-	5,142,637
Others	(1,096,066)	(61,007,748)	3,314,548
Provision for (benefit from) income tax	₱122,373,627	₱92,824,229	(₱91,864,948)



- g. On June 20, 2023, the Bureau of Internal Revenue issued Revenue Memorandum Circular (RMC) No. 69-2023 reverting the Minimum Corporate Income Tax (MCIT) rate to 2% of gross income effective July 1, 2023 pursuant to Republic Act (RA) No. 11534, otherwise known as the “Corporate Recovery and Tax Incentives for Enterprises (CREATE)” Act. MCIT rate was previously reduced from 2% to 1% effective July 1, 2020 to June 30, 2023 upon the effectivity of CREATE Act in 2021.

Consequently, certain subsidiaries recognized MCIT using the effective rate of 1.5% in 2023 in accordance with RMC 69-2023.

26. Basic/Diluted Earnings (Loss) Per Share

Basic/diluted earnings per share are computed as follows:

	2023	2022	2021
Net income (loss) attributable to equity holders of the Company	₱851,136,879	₱446,084,259	(₱2,162,245)
Divided by weighted average number of common shares outstanding*	1,896,186,265	1,896,186,265	1,896,186,265
	₱0.449	₱0.235	(₱0.001)

*Computed as if the issuance of shares of stock of 315,159,739, and 368,146,293 shares declared in 2020 and 2018, respectively, resulting from 20% and 30% stock dividends, respectively, have been recognized since January 1, 2018.

There are no potential common shares with dilutive effect on the basic earnings (loss) per share in 2023, 2022 and 2021.

27. Equity

Capital stock

- a. Track record of registration of securities

On August 30, 1974, the Philippine SEC authorized the registration and licensing of the Company’s securities with total par value of ₱20.0 million divided into 2,000,000,000 shares with a par value of ₱0.01 per share.

On December 10, 1993, the Company amended its articles of incorporation, increasing the par value of its shares from ₱0.01 per share to ₱1.00 per share.

On March 22, 2000, the Philippine Stock Exchange (PSE) authorized to list the Company’s 750,000,000 shares, with a par value of ₱1.00 per share and 500,000,000 warrants divided into the following:

- i. 250,000,000 shares to cover the 1:4 stock rights offering to stockholders of record as of April 12, 2000 at an offer price of ₱2.00 per share;
- ii. 500,000,000 warrants to cover the 2:1 warrants offering attached to and detachable from the rights shares at a subscription price of ₱0.10 per warrant; and



- iii. 500,000,000 shares to cover the underlying shares of warrants at an exercise price of ₱6.00 per share. Actual listing of the underlying common shares of the warrants shall take effect upon the exercise of the warrants.
- iv. All warrants expired in 2005.

MAC's shares are listed and traded at the PSE. As of December 31, 2023 and 2022, the Parent Company has 1,890,958,323 shares held by 845 common equity holders.

- b. The Company's authorized capital stock is 2,000,000,000 shares with ₱1 per share. Movements in the Company's issued, treasury and outstanding shares are as follows:

	Issued	Treasury	Outstanding
As of December 31, 2010	1,250,000,000	(2,985,000)	1,247,015,000
Acquisition of treasury shares in 2011	–	(7,486,000)	(7,486,000)
As of December 31, 2011	1,250,000,000	(10,471,000)	1,239,529,000
Acquisition of treasury shares in 2012	–	(6,125,000)	(6,125,000)
As of December 31, 2012	1,250,000,000	(16,596,000)	1,233,404,000
Acquisition of treasury shares in 2013	–	(6,249,600)	(6,249,600)
As of December 31, 2013, 2014, 2015, 2016 and 2017	1,250,000,000	(22,845,600)	1,227,154,400
Stock dividend declaration	368,146,293	–	368,146,293
Acquisition of treasury shares in 2018	–	(3,949,100)	(3,949,100)
As of December 31, 2018	1,618,146,293	(26,794,700)	1,591,351,593
Acquisition of treasury shares in 2019	–	(12,845,600)	(12,845,600)
As of December 31, 2019	1,618,146,293	(39,640,300)	1,578,505,993
Acquisition of treasury shares in 2020	–	(2,707,300)	(2,707,300)
Stock dividend declaration	315,159,630	–	315,159,630
As of December 31, 2023, 2022, 2021 and 2020	1,933,305,923	(42,347,600)	1,890,958,323

Retained earnings

- c. Restriction on retained earnings

The retained earnings as of December 31 is restricted for dividend declaration for the portion equivalent to the following:

- Undistributed earnings of subsidiaries and equity in net earnings of associates and joint ventures amounting to ₱1,180.7 million and ₱920.2 million as of December 31, 2023 and 2022, respectively.
- Cost of treasury shares amounting to ₱459.4 million as of December 31, 2023 and 2022.
- Deferred income tax assets amounting to ₱222.8 million and ₱150.7 million as of December 31, 2023 and 2022, respectively.

- d. Appropriation and reversal of appropriation of retained earnings

Appropriated retained earnings as of December 31, 2023 and 2022 amounted to ₱960 million and ₱850 million, respectively.

As of December 31, 2023 and 2022, the Parent Company's retained earnings include appropriated amounts of ₱850.0 million for various projects. These were originally approved for appropriation in 2019. The appropriation for various projects is retained for the next few years as aligned with the Group-wide water related projects ranging from two to three years from 2022.



On November 16, 2023, MSISC's BOD approved the appropriation from unrestricted retained earnings the amount of ₱110.0 million for the purpose of funding various capital expenditures.

- e. Dividends declared by the Parent Company from the unappropriated retained earnings are as follows:

Type	Date Approved	Per share	Stockholder of Record Date	Date of Payment
Cash	March 23, 2023	₱0.05	April 21, 2023	May 18, 2023
Stock	July 17, 2020	20%	August 14, 2020	September 11, 2020
Cash	March 14, 2019	₱0.20	April 12, 2019	May 10, 2019

- f. Cash dividends received by non-controlling interests are as follows:

Entity	Date Declared	Amount	Per share	Dividends attributable to non-controlling interest (SATS)
MACS	December 27, 2019	₱80,000,000	₱64.0	₱26,400,000
MACS	December 6, 2018	75,000,000	60.0	24,750,000
MACS	November 28, 2017	70,000,000	56.0	23,100,000
MACS	December 8, 2016	50,000,000	40.0	16,500,000

As of December 31, 2023 and 2022, ₱9.73 million and ₱32.0 million, respectively, remained outstanding and presented as "Dividends payable" in the consolidated balance sheets.

Treasury shares

- g. Treasury stock

On March 14, 2019, the Parent Company's BOD approved the additional funding of ₱200.0 million for the 2017 Share Buyback Program of the Corporation.

On June 15, 2017, the Parent Company's BOD approved to allot ₱210.0 million to repurchase shares of the Parent Company at market price. The mechanics of the 2017 Buyback Program is similar to the ₱50.0 million buyback program implemented in 2010. The Program commenced on June 20, 2017 and will run until the ₱210.0 million pesos authorized cash outlay is fully utilized, or until such time that the Parent Company's BOD may direct, subject to appropriate disclosures to the PSE and the Philippine SEC.

On July 16, 2010, the Parent Company's BOD approved the Share Buyback Program (the Program) involving a total cash outlay of ₱50.0 million for the repurchase of the outstanding common shares of the Parent Company from the market, using the trading facilities of the PSE. The Program will not involve any active or widespread solicitation for stockholders to sell. Repurchase of shares of stock will be done during the period of the Program at such prices perceived by the Company to be lower than the inherent value of the share. The Program will run until the ₱50.0 million authorized cash outlay is fully utilized or until such time that the Company's BOD may direct, subject to appropriate disclosures to the PSE and the Philippine SEC.



As of December 31, 2023 and 2022, the Parent Company's cost and number of shares held in treasury are as follows:

Cost	₱459,418,212
Number of shares held in treasury	42,347,600

Other reserves

- h. The sale of 250,001 shares representing 20% of the total issued and outstanding capital stock of MASCORP to Konoike amounting to ₱1.1 billion (JPY 2.3 billion) was accounted for as a sale of share in subsidiary without loss of control, thus an equity transaction. The excess of consideration received over the carrying amount of the non-controlling interests amounted to ₱886.8 million, which is presented as part of "Other reserves" in the equity section of the consolidated balance sheets.
- i. In December 2015, the Group, through MAPDC, entered into a share purchase agreement with a third party wherein WBSI shall be owned by MAPDC and the third party at 51% and 49%, respectively. The transaction was accounted for as a sale of share in subsidiary without loss of control; thus an equity transaction. The excess of consideration received over the carrying amount of the non-controlling interests amounted to ₱24.3 million, which is presented as part of "Other reserves" in the equity section of the consolidated balance sheets.

In August 2020, a third party has entered into a deed of absolute sale of shares wherein WBSI shall now be fully owned by MAPDC. The transaction between parent and non-controlling interest is accounted for as an equity transaction. The excess of consideration paid over the Company amount of the non-controlling interests amounted to ₱27.0 million, which is presented as reduction to "Other reserves" in the equity section of the consolidated balance sheets.

- j. In July 2015, the Company signed a Sale and Purchase Agreement with SATS to sell 162,500 shares representing 13% of the total issued and outstanding capital stock of MACS. After the sale, MACS is 33% owned by SATS. The excess of consideration received over the carrying amount of the non-controlling interests amounted to ₱119.0 million, which is presented as part of "Other reserves" in the equity section of the consolidated balance sheets.

28. Leases

The Group has various operating lease agreements with airport authorities for its catering and ground handling operations and with a third party lessor for the Group's office spaces and land. The Group also has land subleased to an associate and accounted for as net investment in the lease. Leases of office space have leaseterms between 5 and 35 years, while land generally have lease terms between 5 and 50 years.

The Group has certain lease of land with lease term of 12 months or less that the Group applies the 'short-term lease' exemptions for these leases.



Set out below is the carrying amount of the net investment in the lease recognized and the movements during the years ended December 31:

	2023	2022
At January 1	P1,172,543,506	P1,177,554,081
Accretion (payment) of interest	3,351,174	(5,010,575)
At December 31	P1,175,894,680	P1,172,543,506

Set out below are the carrying amounts of right-of-use assets recognized and the movements during the years ended December 31:

	2023				
	Land	Office space	Land and office space	Water facility	Total
Cost					
At January 1	P496,795,403	P78,294,791	P37,032,831	P473,943,912	P1,086,066,937
Additions	-	15,119,953	-	-	15,119,953
At December 31	496,795,403	93,414,744	37,032,831	473,943,912	1,101,186,890
Accumulated Depreciation and Amortization					
At January 1	(P131,389,339)	(P49,658,958)	(P19,811,260)	(P37,520,560)	(P238,380,117)
Depreciation	(23,069,002)	(12,751,080)	(4,064,886)	(23,697,195)	(63,582,163)
At December 31	(154,458,341)	(62,410,038)	(23,876,146)	(61,217,755)	(301,962,280)
Net Book Value	P342,337,062	P31,004,706	P13,156,685	P412,726,157	P799,224,610

	2022				
	Land	Office space	Land and office space	Water facility	Total
Cost					
At January 1	P496,795,403	P60,431,856	P37,032,831	P473,943,912	P1,068,204,002
Additions	-	17,862,935	-	-	17,862,935
At December 31	496,795,403	78,294,791	37,032,831	473,943,912	1,086,066,937
Accumulated Depreciation and Amortization					
At January 1	(108,320,336)	(39,396,576)	(15,746,375)	(13,823,364)	(177,286,651)
Depreciation	(23,069,003)	(10,262,382)	(4,064,885)	(23,697,196)	(61,093,466)
At December 31	(131,389,339)	(49,658,958)	(19,811,260)	(37,520,560)	(238,380,117)
Net Book Value	P365,406,064	P28,635,833	P17,221,571	P436,423,352	P847,686,820

The following are the amounts recognized in the consolidated statements of income:

	2023	2022	2021
Depreciation expense of right-of-use assets (Note 20)	P63,582,163	P61,093,466	P45,545,056
Interest expense on lease liabilities (Note 22)	50,719,765	52,678,133	41,259,528
Expenses relating to short-term leases (Note 20)	163,697,915	189,335,135	116,963,984
Total amount	P277,999,843	P303,104,734	P203,768,568



The rollforward analysis of lease liabilities follows:

	2023	2022
At January 1	₱2,111,247,470	₱2,152,712,498
Additions	15,184,366	17,862,935
Interest expense (Note 22)	50,719,765	52,678,133
Payments	(90,076,224)	(112,006,096)
As at December 31	2,087,075,377	2,111,247,470
Less: Current portion	44,867,304	40,657,306
Noncurrent portion	₱2,042,208,073	₱2,070,590,164

29. Significant Agreements and Commitments

Concession Agreements

The Group has concession agreements with MIAA, CAAP, LIPAD and GMR-Megawide Cebu Airport Corporation (“GMCAC”) (the airport authorities) to exclusively operate within the airport authorities’ premises at NAIA Terminal 1, 2 and 3, Davao, Clark and Cebu, respectively. The Group pays the airport authorities a monthly concession privilege fee equivalent to 7% of monthly gross revenue on catering services and groundhandling services, except Clark which is 4.9% of the gross revenue. For GMCAC, CPF is 7% and 10% effective July 1, 2018 for ground handling services rendered for the domestic and international flights, respectively.

Concession privilege fee amounted to ₱392.7 million, ₱244.1 million and ₱97.5 million in 2023, 2022 and 2021, respectively, which is presented under “Direct Costs” (see Note 20).

Leases

In 1997, MAC assigned all of its rights and obligations to MACS under the lease agreement it entered in the same year with MIAA for the use of a parcel of land where the catering concession facilities are located. The lease contract was for a period of 10 years from the start of the construction of the facilities, renewable every five years under such terms and conditions as may be agreed upon by both parties. Upon expiration of the lease agreement, both parties mutually agreed to continue the lease on a renewable, short-term basis using the terms in effect during the last year that the original lease agreement was in force.

The original lease contract between MACS and MIAA expired in July 2008. One of the provisions of the lease agreement is that MACS will transfer to MIAA all permanent improvements which MACS might have constructed in the leased premises upon the expiration of the original lease or upon cancellation of the lease agreement.

In 2004, the Supreme Court (SC) issued a decision declaring the current rental charges of MIAA at ₱35.55 per square meter (the current rate) as null and void, resulting into the applicability of the lower rental rates issued by MIAA in prior years, to be adjusted prospectively only until new lease rates are published by MIAA. MACS was paying the nullified rates from 1997 until August 2013, notwithstanding the SC’s ruling on the validity of such rate in 2004.

In 2010, MIAA published their new rates for areas within the airport premises. In June 2010, notwithstanding the excess rental payments made by MACS in previous years, MIAA claimed from MACS an amount totaling ₱29.3 million, computed based on the new lease rates and retroactively computed with interest from February 7, 2007 (the expiration of the original lease agreement). In February 2023, the Group issued a letter to MIAA to resolve the issue and proposed to settle the



estimated unpaid claims in the previous years. MACS recognizes additional provision amounting to P43.7 million (inclusive of VAT and interest) in 2022 as this is considered a subsequent event.

MACS' current contract with MIAA is for the period June 1, 2021 to May 31, 2024. This is the fifth renewal of the original lease agreement entered in 2013 with an initial term of three years renewable every third year. Future minimum lease payment for this lease agreement, all maturing in 2024, amounted to P7.1 million.

In 2023 and 2022, lease expense relating to this lease agreement is included in "Other overhead" under "Costs of catering revenue" amounting to P3.7 million and "Operating expenses" amounting to P11.0 million in profit or loss.

Service Fee Agreement

The Group has a service fee agreement with SATS, the 33% owner of MACS. Service fee amounted to P31.2 million, P14.9 million and P0.1 million in 2023, 2022 and 2021, respectively (see Note 20).

Outstanding payable to SATS amounted to P71.9 million and P70.7 million as of December 31, 2023 and 2022, respectively (see Note 17).

Waterworks System Agreements

The Group has Memorandum of Agreements (Agreements) with various government municipalities to design, construct, commission and maintain a new and complete waterworks system, particularly in Mabini Pangasinan, Solano, Nueva Vizcaya and Naic, Cavite. The Agreements commenced in 2013, 2015 and 2017, and are for a period of 25 years to 40 years, as applicable, subject to renewal based on the provisions of the Agreements.

Certificate of Public Convenience (CPC)

BTSI is a holder of CPC, which allows BTSI to install, operate and maintain waterworks systems in certain barangays in Malay, Aklan. The CPC was granted by National Water Resources Board (NWRB) in 2014 and is valid until July 2017. In 2017, BTSI's CPC was renewed with validity until July 18, 2022 and in November 2022, the CPC was further renewed and extended until June 30, 2024.

Exploratory Service Agreements

MMC has various service agreements with third parties, wherein MMC will undertake exploratory drilling and sampling of nickel laterite services on the third parties' mining tenements.

Revenue recognized amounted to nil in 2023, 2022 and 2021 (see Note 19).

30. Capital Management

The primary objective of the Group's capital management is to ensure that it maintains a strong credit and healthy capital ratios in order to support its business and maximize shareholder value.

The Group manages its capital structure and makes adjustment to it, in light of changes in economic conditions. To maintain or adjust capital structure, the Group may adjust the dividend payment to shareholders, return capital to shareholders repurchase or issue new shares. The Group is not subject to externally imposed capital requirements as of December 31, 2023 and 2022. Further, no changes were made in the objectives, policies or processes for each of the three years in the period ended December 31, 2023.



The Group monitors capital vis-à-vis after tax profit. The Group also monitors the return on equity ratio. Equity considered by the Group is total equity in the consolidated balance sheets, excluding items arising from other comprehensive income. The return on equity ratio is computed by dividing the after tax profit by total capital.

The following summarizes the total capital considered by the Group and the computation of the return on equity:

	2023	2022
Capital stock	₱1,933,305,923	₱1,933,305,923
Additional paid-in-capital	281,437,118	281,437,118
Retained earnings	3,383,052,276	2,626,463,313
Treasury shares	(459,418,212)	(459,418,212)
	₱5,138,377,105	₱4,381,788,142
Net income	₱1,071,184,611	₱461,434,075
Return on equity	20.85%	10.53%

31. Financial Risk Management Objectives and Policies

Risk Management Structure

Audit Committee

The Committee performs oversight role on financial management functions especially in the areas of managing credit, market, liquidity, operational, legal and other risks of the Group.

Risk Management Committee

The Committee assists the BOD in identifying and assessing the various risks to which the Group is exposed to. The Committee also ensures that the Group's management has implemented a process to identify, manage and report on the risks that might prevent the Group from achieving its strategic objectives.

BOD

The BOD is responsible for the overall risk management approach and for approval of risk strategies and principles of the Group.

Financial Risk Management

The Group's principal financial instruments comprise cash and cash equivalents and some external liabilities which were availed of primarily to fund operations. The Group has other financial assets and financial liabilities such as trade receivables and payables which arise directly from operations.

The main risks, arising from the Group's financial instruments are foreign currency risk, credit risk, interest rate risk and liquidity risk. The BOD reviews and approves policies for managing these risks and they are summarized as follows:

Foreign currency risk

The Group's transactional currency exposure arises from sales in currencies other than its functional currency and retaining its cash substantially in currency other than its functional currency. Approximately an average of 17% and 16% of Group's revenue are denominated in US\$ in 2023 and 2022, respectively. In addition, the Group closely monitors the foreign exchange rates fluctuations and



regularly assesses the impact of future foreign exchange movements on its operations. Foreign currency monetary assets and liabilities are disclosed in Note 23.

The table below demonstrates the impact on the Group's income before income tax and equity of reasonably possible changes in the US\$, with all other variables held constant.

	Movement in US\$	Increase (decrease) in income before income tax <i>(In millions)</i>
2023	Increase of 5%	₱69.5
	Decrease of 5%	(69.5)
2022	Increase of 5.0%	40.0
	Decrease of 5.0%	(40.0)
2021	Increase of 5.0%	20.5
	Decrease of 5.0%	(20.5)

The Group reported net foreign exchange gain (loss) of (₱8.3 million) in 2023, ₱1.5 million in 2022, and ₱21.5 million in 2021 (see Note 23).

Credit and concentration risk

Credit risk is the risk that the Group will incur a loss because its customers or counterparties failed to discharge their contractual obligations under a financial instrument or customer contract, leading to a financial loss. The Group manages and controls credit risk by setting limits on the amount of risk it is willing to accept for individual counterparties and by monitoring exposures in relation to such limits.

The Group trades only with related parties and duly evaluated and approved creditworthy third parties. It is the Group's policy that all customers and counterparties that wish to trade with the Group, particularly on credit terms, are subjected to credit verification procedures. In addition, receivable balances are monitored on a continuous basis. The Group has major concentration of credit risk given that the majority of the Group's cash and cash equivalents are deposited in the local affiliated bank and major customers of MASCORP and MSISC include PAL and APC. Management assessed and believes that the carrying amount of the trade receivable from related parties are collectible and that the Group is not exposed to any significant risk since these companies are related parties. Further, the local affiliated bank is one of the country's reputable banks.

With respect to credit risk arising from financial assets, the Group's exposure arises from default of the counterparty, with a maximum exposure equal to the carrying values of these instruments. The Group only deals with financial institutions that have been approved by the BOD of the Company and those of its subsidiaries. The Group does not require any collateral and other credit enhancements. Consequently, an impairment analysis is performed at each reporting date using a provision matrix to measure expected credit losses (ECL). The provision rates are based on days past due for groupings of various customer segments with similar loss patterns (i.e., by geographical region, product type, customer type and rating, and coverage by letters of credit or other forms of credit insurance).

The mechanics of the ECL calculations are outlined below and the key elements are, as follows:

- a. *Probability of default (PD)* is an estimate of the likelihood of default over a given time horizon.
- b. *Exposure at default (EAD)* is an estimate of the exposure at a future default date taking into account expected changes in the exposure after the reporting date.



- c. *Loss given default (LGD)* is an estimate of the loss arising in the case where a default occurs at a given time.

For cash in bank, the Group applies the low credit risk simplification where the Group measures the ECLs on a 12-month basis based on the probability of default and loss given default which are publicly available. The Group also evaluates the credit rating of the bank and other financial institutions to determine whether the debt instrument has significantly increased in credit risk and to estimate ECLs.

For trade and other receivables, an impairment analysis is performed at each reporting date using a provision matrix, however for customers with significant increase in risks of default general approach is used to measure ECLs. The provision rates are based on days past due for groupings of customer segments with similar loss patterns. On the other hand, for general approach, the Group determines the cash shortfall for the difference between the average monthly collection and the average current monthly service billing. The calculation reflects the probability-weighted outcome, the time value of money, and reasonable and supportable information that is available at the reporting date about past events, current conditions and forecasts of future economic conditions.

In its ECL models, the Group relies on a broad range of forward looking information as economic inputs, such as:

- Gross Domestic Product (GDP) growth rates
- Unemployment rates
- Inflation rates
- Interest rates
- Foreign currency exchange rates

The inputs and models used for calculating ECLs may not always capture all characteristics of the market at the date of the financial statements. To reflect this, qualitative adjustments or overlays are occasionally made as temporary adjustments when such differences are significantly material. Based on the Group's credit risk experience, expected credit loss rate increases as the age of the receivables increase.

The aging per class of financial assets and contract assets, and the expected credit loss follows:

December 31, 2023

	Current	Past Due but not Impaired				ECL	Total, net of ECL
		Less than 30 Days	30 to 60 Days	61 to 90 Days	Over 90 Days		
Financial assets							
Cash and cash equivalents*	₱1,057,715,994	₱-	₱-	₱-	₱-	₱-	₱1,057,715,994
Trade receivables	852,482,562	312,509,913	163,116,577	129,712,870	516,977,522	(29,725,405)	1,945,074,039
Advances to officers and employees	27,782,225	-	-	-	-	-	27,782,225
Other receivables	105,829,076	-	-	-	-	-	105,829,076
Interest receivable	9,146,075	-	-	-	-	-	9,146,075
Non-Trade	19,950,177	-	-	-	-	-	19,950,177
Deposits	62,070,843	-	-	-	-	-	62,070,843
Restricted cash investment	7,181,182	-	-	-	-	-	7,181,182
Contract assets	8,549,174	-	-	-	-	-	8,549,174
Installment receivables	17,329,473	-	-	-	-	-	17,329,473
Finance lease receivable	15,570,784	-	-	-	-	-	15,570,784
Total	₱2,183,607,565	₱312,509,913	₱163,116,577	₱129,712,870	₱516,977,522	(₱29,725,405)	₱3,276,199,042

*Exclusive of cash on hand amounting to ₱4,844,844



December 31, 2022

	Current	Past Due but not Impaired				ECL	Total, net of ECL
		Less than 30 Days	30 to 60 Days	61 to 90 Days	Over 90 Days		
Financial assets							
Cash and cash equivalents *	P464,186,234	P-	P-	P-	P-	P-	P464,186,234
Trade receivables	848,099,139	217,217,428	131,523,714	73,147,452	472,981,186	(9,286,401)	1,733,682,518
Advances to officers and employees	20,329,079	-	-	-	-	-	20,329,079
Other receivables	101,392,429	-	-	-	-	-	101,392,429
Interest receivable	4,061,901	-	-	-	-	-	4,061,901
Deposits	45,669,001	-	-	-	-	-	45,669,001
Restricted cash investment	7,181,182	-	-	-	-	-	7,181,182
Contract assets	16,066,897	-	-	-	-	-	16,066,897
Installment receivables	20,525,972	-	-	-	-	-	20,525,972
Finance lease receivable	16,643,767	-	-	-	-	-	16,643,767
Total	P1,544,155,601	P217,217,428	P131,523,714	P73,147,452	P472,981,186	(P9,286,401)	P2,429,738,980

*Exclusive of cash on hand amounting to P3,832,499

Impairment assessment

The main considerations for impairment assessment include whether any payments are overdue or if there are any known difficulties in the cash flows of the counterparties. The Group assesses impairment on an individual account basis for all stage 3 assets, regardless of the class of financial assets. Stage 1 and stage 2 assets are assessed on a collective basis.

Items considered when determining allowance amounts include the sustainability of the counterparty's business plan, its ability to improve performance once a financial difficulty has arisen, projected receipts and the expected dividend payout should bankruptcy ensue, the availability of other financial support and the realizable value of collateral, and the timing of the expected cash flows. The impairment losses are evaluated at each reporting date, unless unforeseen circumstances require more careful attention even at interim.

Credit quality per class of financial assets

The credit quality of financial assets is managed by the Group using internal credit ratings. The Group considers its cash and cash equivalents (including restricted cash investment) as high grade since these are placed in financial institutions of high credit standing. Accordingly, ECLs relating to cash and cash equivalents rounds to zero. The Group considers its advances to officers and employees as standard grade as collectability is assured through salary deduction. Accordingly, the LGD is considered low; thus, no ECLs are recognized on the advances to employees.

Interest rate risk

The Group's exposure to the risk for changes in market interest rates relates primarily to the Group's notes payable with floating interest rates. The Group has a practice of keeping its interest-bearing liabilities to third parties within a threshold that can be serviced through operating cash flows.

Management closely monitors the behaviour of interest rates to ensure that cash flow interest rate risk is kept within management's tolerable level. Finally, interest-bearing liabilities are ordinarily incurred on a short-term basis only.



The table below sets forth the estimated change in the Group's income before income tax (through the impact on the variable rate borrowings) due to parallel changes in the interest rate curve in terms of basis points (bp) as of December 31, 2023 and 2022, with all other variables held constant. There is no other impact on the Group's equity other than those already affecting the consolidated statements of income.

	Increase (decrease) in income before income tax	
	2023	2022
	<i>(In millions)</i>	
100 bp rise	(₱10.06)	(₱10.59)
100 bp fall	10.06	10.59
50 bp rise	(5.03)	(5.29)
50 bp fall	5.03	5.29

Liquidity risk

Liquidity risk is the risk that the Group will not be able to meet its obligations when they fall due under normal and stress circumstances. To limit this risk, management manages assets with liquidity in mind, and monitors future cash flows and liquidity on a daily basis. This incorporates an assessment of expected cash flows which could be used to secure additional funding if required.

The Group's objective is to maintain a balance between continuity of funding and flexibility through the use of operating cash flows and short-term bank loans.

The tables below summarize the maturity profile of the Group's financial liabilities based on contractual and undiscounted repayment obligations. Repayments which are subject to notice are treated as if notice were to be given immediately. The table also analyses the maturity profile of the Group's financial assets held for managing liquidity in order to provide complete view of the Group's contractual commitments and liquidity.

December 31, 2023

	≤1 year	>1-2 years	>2-3 years	>3 years	Total
Loans and receivables:					
Cash and cash equivalents	₱1,062,560,838	₱-	₱-	₱-	₱1,062,560,838
Receivables:					
Trade	1,974,799,443	-	-	-	1,974,799,443
Interest receivable	9,146,075	-	-	-	9,146,075
Installment receivable*	14,898,121	79,362	119,415	2,232,575	17,329,473
Finance lease receivable**	292,432	1,101,243	1,808,921	12,368,188	15,570,784
Deposits***	-	-	-	62,070,843	62,070,843
	3,061,696,909	1,180,605	1,928,336	76,671,606	3,141,477,456
Other financial liabilities:					
Accounts payable and accrued liabilities****	2,646,051,600	-	-	-	2,646,051,600
Notes payable	260,732,500	-	-	-	260,732,500
Long-term debts	364,115,602	250,885,808	73,515,241	156,870,920	845,387,571
Dividends payable	9,725,208	-	-	-	9,725,208
Deposit*****	-	-	-	52,218,722	52,218,722
	3,280,624,910	250,885,808	73,515,241	209,089,642	3,814,115,601
Liquidity position	(₱218,928,001)	(₱249,705,203)	(₱71,586,905)	(₱132,418,036)	(₱672,638,145)



December 31, 2022

	≤1 year	>1-2 years	>2-3 years	>3 years	Total
Loans and receivables:					
Cash and cash equivalents	₱468,018,733	₱–	₱–	₱–	₱468,018,733
Receivables:					
Trade	1,742,968,919	–	–	–	1,742,968,919
Interest receivable	4,061,901	–	–	–	4,061,901
Installment receivable*	14,898,121	669,992	1,008,127	3,949,732	20,525,972
Finance lease receivable**	312,584	1,177,130	1,933,574	13,220,479	16,643,767
Deposits***	–	–	–	45,669,001	45,669,001
	2,230,260,258	1,847,122	2,941,701	62,839,212	2,297,888,293
Other financial liabilities:					
Accounts payable and accrued liabilities****					
liabilities****	2,105,400,885	–	–	–	2,105,400,885
Notes payable	148,840,000	–	–	–	148,840,000
Long-term debts	298,122,651	318,906,435	303,549,729	271,280,790	1,191,859,605
Dividends payable	31,968,020	–	–	–	31,968,020
Deposit*****	–	–	–	47,174,348	47,174,348
	2,584,331,556	318,906,435	303,549,729	318,455,138	3,525,242,858
Liquidity position	(₱354,071,298)	(₱317,059,313)	(₱300,608,028)	(₱255,615,926)	(₱1,227,354,565)

*Gross of unearned interest income of ₱69,902. The current portion amounting to ₱19,827,049 is presented under trade.

** Gross of unearned interest income of ₱4,545,069 exclusive of ₱549,577 included under trade.

*** Gross of unearned interest income of ₱7,889,100. Presented as part of "Other noncurrent assets".

****Exclusive of nonfinancial liabilities of ₱243,191,564.

***** Inclusive of accretion of interest of ₱15,743,541. Presented as part of "Other noncurrent liabilities".

32. Fair Values

The table below provides the comparison of carrying amounts and fair values of the Group's assets and liabilities as at:

	Carrying value	Quoted prices in active markets (Level 1)	Fair value measurements using	
			Significant observable inputs (Level 2)	Significant unobservable inputs (Level 3)
December 31, 2023				
<i>Assets measured at fair value:</i>				
Equity instruments designated at FVTOCI (Note 15)	₱120,155,800	₱–	₱120,155,800	₱–
<i>Assets for which fair value is disclosed:</i>				
Installment receivables (Notes 6 and 15)	17,329,473	–	–	17,329,473
Finance lease receivable (Note 15)	15,570,784	–	–	15,570,784
Investment property (Note 12)	143,852,303	–	–	432,952,000
Deposits (Note 15)	62,070,843	–	–	62,070,843
<i>Liabilities for which fair value is disclosed</i>				
Deposits (Note 18)	52,218,722	–	–	52,218,722
Long term debts (Note 16)	800,008,823	–	800,008,823	–
December 31, 2022				
<i>Assets measured at fair value:</i>				
Equity instruments designated at FVTOCI (Note 15)	₱105,155,800	₱–	₱105,155,800	₱–
<i>Assets for which fair value is disclosed:</i>				
Installment receivables (Notes 6 and 15)	20,525,972	–	–	20,525,972
Finance lease receivable (Note 15)	16,643,767	–	–	16,643,767
Investment property (Note 12)	143,852,303	–	–	432,952,000
Deposits (Note 15)	45,669,001	–	–	45,669,001
<i>Liabilities for which fair value is disclosed</i>				
Deposits (Note 18)	47,174,348	–	–	47,174,348
Long term debts (Note 16)	1,129,255,070	–	1,129,255,070	–



The Group determined that its investments in government bonds and golf club shares are categorized at Level 2 in the fair value hierarchy. The Group assessed that, while there is a market for these securities, transactions are infrequent.

There have been no transfers between Levels 1 and 2 in 2023 and 2022.

Cash and cash equivalents, receivables, accounts payables and accrued liabilities, and notes payable

The carrying values of cash and cash equivalents, receivables, accounts payable and accrued liabilities dividends payable and notes payable approximate their fair values due to their short-term nature.

Installment receivables and deposits

The carrying values of installment receivables and deposits are determined based on the present value of expected cash flows discounted at the Group's borrowing rate.

Dividends payable

The carrying value of dividends payable approximates its fair value since they are expected to be settled within a short period of time after its declaration.

Long-term debts

The carrying value of long-term debts approximate its fair value due to the re-pricing feature of the interest it carries.

Equity instruments designated at FVTOCI

The Group's investments in golf club share and other proprietary shares are carried at fair value based on published club share quotes that are publicly available from the local dailies and from the website of club share brokers.

Investment property

The Philippine SEC-accredited and independent appraiser used the Sales Comparison Approach in valuing the property. The Group has determined that the highest and best use of the property is its current use (i.e., industrial purpose).

33. Changes in Liabilities Arising from Financing Activities

The table below presents the changes in Group's liabilities arising from financing activities.

2023

	Beginning	Availments	Payments	Noncash activities*	Dividend declaration (Note 27)	Ending
Note payable (Note 16)	₱139,000,000	₱150,000,000	(₱44,500,000)	₱-	₱-	₱244,500,000
Long-term debt (Note 16)	1,129,255,070	-	(331,111,216)	1,864,969	-	800,008,823
Lease liabilities (Note 28)	2,111,247,470	-	(90,076,224)	65,904,131	-	2,087,075,377
Treasury shares (Note 27)	(459,418,212)	-	-	-	-	(459,418,212)
Dividend payable (Note 27)	9,528,020	-	(94,350,728)	-	₱94,547,916	9,725,208
Dividends payable to non-controlling interest (Note 27)	22,440,000	-	(22,440,000)	-	-	-
Total liabilities from financing activities	₱2,952,052,348	₱150,000,000	(₱582,478,168)	₱67,769,100	₱94,547,916	₱2,681,891,196

*Noncash activities pertain to discounting of lease payments and unpaid leases.



2022

	Beginning	Availments	Payments	Noncash activities*	Dividend declaration (Note 27)	Ending
Note payable (Note 16)	₱420,000,000	₱40,000,000	(₱321,000,000)	₱-	₱-	₱139,000,000
Long-term debt (Note 16)	1,140,251,637	200,000,000	(210,996,567)	-	-	1,129,255,070
Lease liabilities (Note 28)	2,152,712,498	-	(112,006,096)	70,541,068	-	2,111,247,470
Treasury shares (Note 27)	(459,418,212)	-	-	-	-	(459,418,212)
Dividend payable (Note 27)	9,528,020	-	-	-	-	9,528,020
Dividends payable to non-controlling interest (Note 27)	22,440,000	-	-	-	-	22,440,000
Total liabilities from financing activities	₱3,285,513,943	₱240,000,000	(₱644,002,663)	₱70,541,068	₱-	₱2,952,052,348

*Noncash activities pertain to discounting of lease payments and unpaid leases.

34. Events After the Reporting Period

On March 21, 2024, the Parent Company's BOD approved the declaration of cash dividends in the amount of ₱0.10 per share or an aggregate amount of ₱189.1 million from the unrestricted retained earnings as of December 31, 2023. The dividends are payable on May 16, 2024 to stockholders of record as of April 19, 2024.

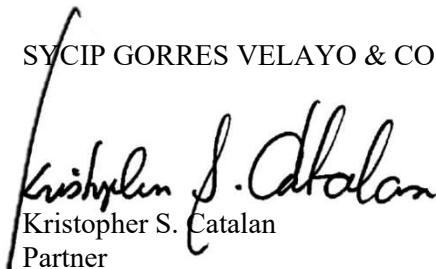


INDEPENDENT AUDITOR'S REPORT ON SUPPLEMENTARY SCHEDULES

The Stockholders and the Board of Directors
MacroAsia Corporation
12th Floor, PNB Allied Bank Center
6754 Ayala Avenue, Makati City

We have audited in accordance with Philippine Standards on Auditing, the consolidated financial statements of MacroAsia Corporation and its subsidiaries (collectively as the Group) as at December 31, 2023 and 2022, and for each of the three years in the period ended December 31, 2023, included in this Form 17-A and have issued our report thereon dated March 21, 2024. Our audits were made for the purpose of forming an opinion on the basic consolidated financial statements taken as a whole. The schedules listed in the Index to the Supplementary Schedules are the responsibility of the Group's management. These schedules are presented for purposes of complying with the Revised Securities Regulation Code Rule 68, and are not part of the basic consolidated financial statements. These schedules have been subjected to the auditing procedures applied in the audit of the basic consolidated financial statements and, in our opinion, fairly state, in all material respects, the financial information required to be set forth therein in relation to the basic consolidated financial statements taken as a whole.

SYCIP GORRES VELAYO & CO.



Kristopher S. Catalan
Partner

CPA Certificate No. 109712

Tax Identification No. 233-299-245

BOA/PRC Reg. No. 0001, August 25, 2021, valid until April 15, 2024

BIR Accreditation No. 08-001998-109-2020, October 26, 2023, valid until October 25, 2026

PTR No. 10079916, January 5, 2024, Makati City

March 21, 2024



MACROASIA CORPORATION
INDEX TO THE SUPPLEMENTARY SCHEDULES

Schedule I : Supplementary Schedules included in SEC Form 17-A

- A. Reconciliation of Retained Earnings Available for Dividend Declaration (Part 1, 4C, Annex 68-C)
- B. A map showing the relationships between and among the company and its ultimate parent company, middle parent, subsidiaries or co-subsiidiaries, and associates, wherever located or registered
- C. Supplementary schedules (Revised SRC Rule 68 - Annex 68-J)
 - i. Schedule A. Financial assets
 - ii. Schedule B. Amounts receivable from directors, officers, employees, related parties, and principal stockholders (other than related parties)
 - iii. Schedule C. Amounts receivable from related parties which are eliminated during the consolidation of financial statements
 - iv. Schedule D. Long-term debt
 - v. Schedule E. Indebtedness to related parties
 - vi. Schedule F. Guarantees of securities of other issuers
 - vii. Schedule G. Capital stock

MACROASIA CORPORATION
SCHEDULE OF RETAINED EARNINGS
AVAILABLE FOR DIVIDEND DECLARATION
DECEMBER 31, 2023

Unappropriated Retained Earnings, December 31, 2022	₱2,489,622,390
Add: Category A: Items that are directly credited to Unappropriated Retained Earnings	
Reversal of retained earnings appropriation/s	₱–
Effect of restatements or prior-period adjustments	–
Others	–
Sub-total	<u>–</u>
Less: Category B: Items that are directly debited to Unappropriated Retained Earnings	
Dividend declaration during the reporting period	(94,547,916)
Retained earnings appropriated during the reporting period	–
Effect of restatements or prior-period adjustments	–
Others	–
Sub-total	<u>(94,547,916)</u>
Unappropriated Retained Earnings, as adjusted	
Add: Net income for the current year	478,761,258
Less: Category C.1: Unrealized income recognized in the profit or loss during the reporting period (net of tax)	
Equity in net income of associate/joint venture, net of dividends declared	–
Unrealized foreign exchange gain, except those attributable to cash and cash equivalents	–
Unrealized fair value adjustment (mark-to-market gains) of financial instruments at fair value through profit or loss (FVTPL)	–
Unrealized fair value gain of investment property	–
Other unrealized gains or adjustments to the retained earnings as a result of certain transactions accounted for under the PFRS	–
Sub-total	<u>–</u>
Add: Category C.2: Unrealized income recognized in the profit or loss in prior reporting periods but realized in the current reporting period (net of tax)	
Realized foreign exchange gain, except those attributable to cash and cash equivalents	–
Realized fair value adjustment (mark-to-market gains) of financial instruments at fair value through profit or loss (FVTPL)	–
Realized fair value gain of investment property	–
Fair value adjustment arising from repossessed inventories	–
Sub-total	<u>–</u>

Add: Category C.3: Unrealized income recognized in profit or loss in prior periods but reversed in the current reporting period (net of tax)

Reversal of previously recorded foreign exchange gain, except those attributable to cash and cash equivalents	P-
Reversal of previously recorded fair value adjustment (mark-to market gains) of financial instruments at fair value through profit or loss (FVTPL)	-
Reversal of previously recorded fair value gain of investment property	-
Reversal of other unrealized gains or adjustments to the retained earnings as a result of certain transactions accounted for under the PFRS, previously recorded	-
Sub-total	-
Adjusted Net Income	478,761,258

Add: Category D: Non-actual losses recognized in profit or loss during the reporting period (net of tax)

Depreciation on revaluation increment (after tax)	-
Sub-total	-

Add/Less: Category E: Adjustments related to relief granted by the SEC and BSP

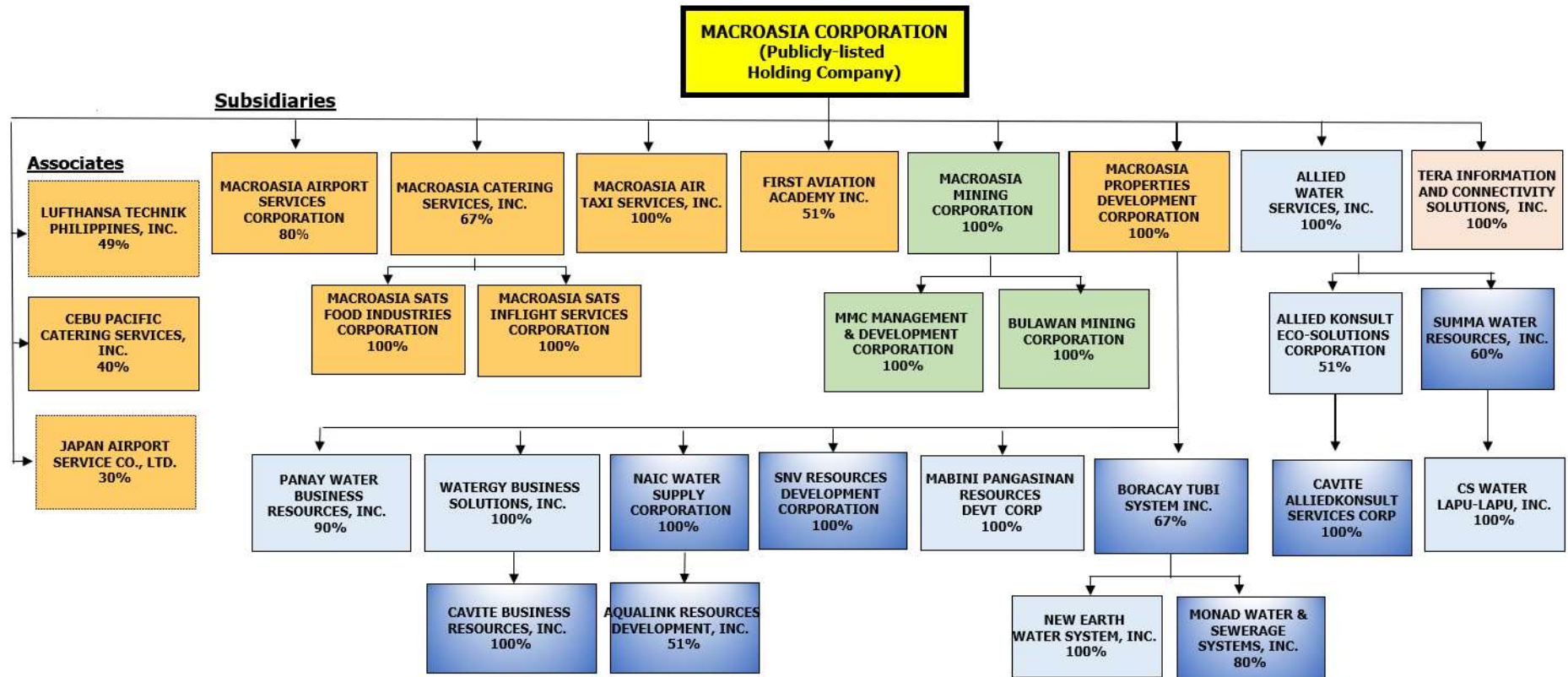
Amortization of the effect of reporting relief	-
Total amount of reporting relief granted during the year	-
Others	-
Sub-total	-

Add/Less: Category F: Other items that should be excluded from the determination of the amount of available for dividends distribution

Net movement of treasury shares (except for reacquisition of redeemable shares)	-
Net movement of deferred tax asset not considered in the reconciling items under the previous categories	-
Net movement in deferred tax asset and deferred tax liabilities related to same transaction, e.g., set up of right of use of asset and lease liability, set-up of asset and asset retirement obligation, and set-up of service concession asset and concession payable	17,301
Adjustment due to deviation from PFRS/GAAP - gain (loss)	-
Others	-
Sub-total	17,301

Total Retained Earnings available for dividend declaration, December 31, 2023	₱2,873,853,033
--	-----------------------

GROUP STRUCTURE





MacroAsia Corporation and Subsidiaries
Schedule A - Financial Assets
As of December 31, 2023

Financial Assets	Name of Issuing entity and association of each issue	Amount shown in the balance sheet	Income received and accrued
Loan and Receivables			
Cash in bank and cash equivalents		1,057,715,994	16,298,405
Receivables		2,092,256,231	-
Deposits		62,070,843	2,707,404
Equity investments designated at FVTOCI/AFS investments:			
Investment in stock	PLDT	55,800	-
Investment in stock	Tower Club	100,000	-
Investment in stock	Manila Golf and Country Club	120,000,000	-
Total		3,332,198,869	19,005,809



MacroAsia Corporation and Subsidiaries
Schedule B - Amounts Receivable from Directors, Officers, Employees, Related Parties and Principal Stockholders
As of December 31, 2023

	Balance at beginning of period	Additions	Amounts collected	Amounts written off	Adjustment	Current	Not current	Balance at end of period
<u>Advances to officers & employees</u>								
of MAC	898,048	4,491,413	(4,984,079)	-	-	405,382	-	405,382
of MACS	408,503	3,542,931	(3,301,972)	-	-	-	649,462	649,462
of AWSI	15,339	123,100	(109,314)	-	-	29,125	-	29,125
of MASCORP	4,948,956	92,252,627	(87,903,030)	-	-	8,323,601	974,951	9,298,553
of MAPDC	3,540,036	2,614,108	(2,583,234)	-	-	3,570,910	-	3,570,910
of WBSI	2,878	8,000	(5,272)	-	-	5,605	-	5,605
of CAKSC	66,431	90,272	(90,272)	-	-	66,431	-	66,431
of SNVRDC	-	2,208,826	(2,208,826)	-	-	-	-	-
of PWBRI	5,266	20,000	(20,000)	-	-	5,266	-	5,266
of CBRI	20,000	108,000	(117,993)	-	-	10,007	-	10,007
of MAATS	210,139	803,847	(712,658)	-	-	301,328	-	301,328
of MMC	1,805,631	1,103,700	(1,069,527)	-	-	1,839,804	-	1,839,804
of MPRDC	4,981	10,000	(10,500)	-	-	4,481	-	4,481
of NAWASCOR	139,465	3,249,370	-3,338,216	-	-	-	50,619	50,619
of SUMMA	3,351,083	5,436,416	(3,948,061)	-	-	573,076	4,266,361	4,839,438
of BTSI	468,599	1,244,413	(1,096,863)	-	-	616,149	-	616,149
of MONAD	3,101,356	-	(3,309)	-	-	3,098,047	-	3,098,047
of NEWS	31,000	290,000	(245,340)	-	-	75,660	-	75,660
of FAA	669,301	2,793,136	(2,555,990)	-	-	906,447	-	906,447
of MSIS	243,624	2,011,941	(1,880,560)	-	-	375,005	-	375,005
of MSFI	50,000	4,289,613	(3,033,027)	-	-	1,306,587	-	1,306,587
of TERA	46,011	316,412	(288,248)	-	-	74,176	-	74,176
<u>Receivables from Related Parties and Principal Stockholders</u>								
of MACS from LTP	5,801,622	20,694,753	(16,245,775)	-	-	-	10,250,600	10,250,600
of MACS from PAL	64,553	156,691	(83,888)	-	-	-	137,356	137,356
of MACS from PAL - Mabuhay Lounge	2,107	-	-	-	-	-	2,107	2,107
of MACS from PAL - PALEX	4,145,291	20,653,426	(20,422,207)	-	-	-	4,376,510	4,376,510
of MASCORP from PAL	695,349,563	2,828,137,838	(2,736,732,608)	-	-	310,249,602	476,505,192	786,754,793
of MASCORP from PALEX (former Airphil)	39,563,866	(19,526,115)	(10,815,146)	-	-	-	9,222,605	9,222,605
of MASCORP from LTP	7,695,713	18,239,418	(12,574,857)	-	-	2,762,031	10,598,243	13,360,274
of MAATS from LTP	6,167,329	23,971,590	(27,645,488)	-	-	2,493,432	-	2,493,431
of MAPDC from LTP	1,511,040	168,286,310	(165,674,345)	-	-	4,123,005	-	4,123,005
of MSIS from PAL	154,283,726	1,549,993,155	(1,516,705,077)	-	-	187,571,804	-	187,571,804
Total	934,611,456	4,737,615,192	(4,626,405,682)	-	-	528,786,959	517,034,006	1,045,820,966



MacroAsia Corporation and Subsidiaries
Schedule C - Amounts Receivable from Related Parties which are eliminated during the consolidation of financial statements
As of December 31, 2023

Name and designation of debtor	Balance at beginning of period	Additions	Amount collected	Amounts written off	Current	Not Current	Balance at end of period	Amount Eliminated
MAC from								
MAATS	2,246,000	-	(800,000)	-	1,446,000	-	1,446,000	1,446,000
MAPDC	1,143,795,146	-	(105,609,345)	-	1,038,185,801	-	1,038,185,801	1,038,185,801
MACS	148,808,265	-	-	-	148,808,265	-	148,808,265	148,808,265
MASCORP	-	-	-	-	-	-	-	-
MMC	16,902,114	6,500,000	(10,002,000)	-	13,400,114	-	13,400,114	13,400,114
AWSI	101,569,301	300,000	-	-	101,869,301	-	101,869,301	101,869,301
Cavite Allied Konsult	60,604	8,000,000	-	-	8,060,604	-	8,060,604	8,060,604
CAKSC	61,150	8,000,000	-	-	8,061,150	-	8,061,150	8,061,150
FAA	88,363,100	1,530,000	-	-	89,893,100	-	89,893,100	89,893,100
BTSI	60,163,947	359,580	-	-	60,523,527	-	60,523,527	60,523,527
CBRI	146,708,182	9,117,097	-	-	155,825,279	-	155,825,279	155,825,279
SUMMA	37,079,241	-	-	-	37,079,241	-	37,079,241	37,079,241
NAWASCOR	45,000,000	14,500,000	(56,815,068)	-	2,684,932	-	2,684,932	2,684,932
MACS from								
MAC	-	474,120	(101,850)	-	372,270	-	372,270	372,270
MASCORP	-	-	-	-	-	-	-	-
MSFI	26,652,713	13,755,630	(11,542,156)	-	28,866,187	-	28,866,187	28,866,187
MSIS	3,975,961	16,800,000	(18,535,961)	-	2,240,000	-	2,240,000	2,240,000
MAPDC from								
WBSI	13,400,000	-	-	-	13,400,000	-	13,400,000	13,400,000
SNVRDC	285,060,955	2,843,911	(7,366,015)	-	280,538,851	-	280,538,851	280,538,851
SUMMA	482,595	361,317	(739,414)	-	104,498	-	104,498	104,498
MPRDC	1,706,000	89,189	-	-	1,795,189	-	1,795,189	1,795,189
CBRI	13,642,544	2,218,797	(3,182,420)	-	12,678,921	-	12,678,921	12,678,921
BTSI	46,900,000	144,523	(42,950)	-	47,001,573	-	47,001,573	47,001,573
NAWASCOR	1,085,943	549,631	-	-	1,635,574	-	1,635,574	1,635,574
MAATS	71,635	-	-	-	71,635	-	71,635	71,635
CAKSC	20,907,378	68,705	-	-	20,976,083	-	20,976,083	20,976,083
FAA	88,533	-	-	-	88,533	-	88,533	88,533
MSFI	20,683,510	15,048,616	(10,607,223)	-	25,124,903	-	25,124,903	25,124,903
AWSI from								
MMC	3,000,000	-	-	-	3,000,000	-	3,000,000	3,000,000
MAPDC	2,500,000	-	-	-	2,500,000	-	2,500,000	2,500,000
Alliedkonsult	4,766	9,887	-	-	14,654	-	14,654	14,654
Cavite Alliedkonsult	-	-	-	-	-	-	-	-
Summa Water Resources Inc	402,418	-	-	-	402,418	-	402,418	402,418
MAATS from								
MASCORP	198,499	72,008	(48,499)	-	72,008	150,000	222,008	222,008
MMC from								
BUMICO	363,958	49,663	-	-	413,621	-	413,621	413,621
MADECOR	167,842	70,247	-	-	238,089	-	238,089	238,089
Alliedkonsult from								
MMC	1,000,000	-	-	-	1,000,000	-	1,000,000	1,000,000
Cavite Alliedkonsult	1,120,915	-	-	-	1,120,915	-	1,120,915	1,120,915
SUMMA from								
MAPDC	227,843	1,062,083	(1,112,276)	-	89,600	88,050	177,650	177,650
MACS	-	1,900,000	-	-	1,900,000	-	1,900,000	1,900,000
MSFI	-	895,425	(440,550)	-	241,275	213,600	454,875	454,875
MSIS	-	581,078	-	-	581,078	-	581,078	581,078
MSFI from								
MACS	12,772,691	40,380,609	(35,929,334)	-	17,223,966	-	17,223,966	17,223,966
MSIS	4,945,578	13,242,264	(15,017,321)	-	3,170,520	-	3,170,520	3,170,520
MAC	228,548	150,286	(289,108)	-	89,726	-	89,726	89,726
MAPDC	33,370	33,200	(18,420)	-	48,150	-	48,150	48,150
MMC	-	2,200	-	-	2,200	-	2,200	2,200
MAATS	153,750	3,850	(153,750)	-	3,850	-	3,850	3,850
MASCORP	-	-	-	-	-	-	-	-
SUMMA	-	39,898	(17,587)	-	22,311	-	22,311	22,311
TERA	-	5,415	(5,415)	-	-	-	-	-
TERA from								
NAIC	151,500	-	-	-	151,500	-	151,500	151,500
MASCORP	-	-	-	-	-	-	-	-
MSIS	-	1,485,000	-	-	1,485,000	-	1,485,000	1,485,000
MMC	-	2,000,000	-	-	2,000,000	-	2,000,000	2,000,000
MAPDC	-	11,120,000	-	-	11,120,000	-	11,120,000	11,120,000
BUMICO from								
MMC	4,000,000	-	-	-	4,000,000	-	4,000,000	4,000,000
Total	2,256,686,496	173,764,229	(278,376,662)	-	2,151,622,413	451,650	2,152,074,064	2,152,074,064



MacroAsia Corporation and Subsidiaries
Schedule D - Long Term Debt
As of December 31, 2023

Title of issue and type of obligation	Amount authorized by indenture		Amount shown under caption "Current portion of long-term debt" in related balance sheet		Amount shown under caption "Long-Term Debt" in related balance sheet*		Balance at end of period	Interest Rate
	(In original currency)	(In PhP)	(In original currency)	(In PhP)	(In original currency)	(In PhP)		
Local Bank	USD 960,000	49,334,400	14,167	784,403	-	-	784,403	9.03%
Local Bank	USD 3,500,000	183,575,000	647,619	35,858,664	323,810	17,929,345	53,788,009	8.52%
Local Bank	PHP 165,000,000	165,000,000	30,530,612	30,530,612	15,265,306	15,265,306	45,795,918	8.45%
Local Bank	PHP 400,000,000	400,000,000	74,074,074	74,074,074	55,555,556.00	55,555,556	129,629,630	6.95%
Local Bank	PHP 250,000,000	250,000,000	38,571,429	38,571,429	96,428,571	96,428,571	135,000,000	7.00%
Local Bank	PHP 252,950,917	252,950,917	31,618,865	31,618,865	179,173,567	179,173,567	210,792,431	6.00%
Local Bank	PHP 26,580,000	26,580,000	1,661,250	1,661,250	24,918,750	24,918,750	26,580,000	6.00%
Local Bank	PHP 10,000,000	10,000,000	625,000	625,000	9,375,000	9,375,000	10,000,000	6.00%
Local Bank	PHP 100,000,000	100,000,000	33,333,333	33,333,333	21,818,981	21,818,981	55,152,314	7.50%
Local Bank	PHP 200,000,000	200,000,000	66,666,667	66,666,667	66,666,667	66,666,667	133,333,333	8.50%
Local Bank	PHP 1,150,000	1,150,000	222,847	222,847	629,894	629,894	852,741	5.00%
Local Bank	PHP 810,000	810,000	167,759	167,759	208,157	208,157	375,917	5.00%
TOTAL		1,639,400,317		314,114,902		487,969,794	802,084,696	

*exclusive of the unamortized transaction costs of 2,075,873



MacroAsia Corporation and Subsidiaries
Schedule E - Indebtedness to Related Parties (Long-Term Loans from Related Companies)
As of December 31, 2023

Name of related party	Balance at beginning of period	Balance at end of period
Philippine National Bank	604,676,057	499,559,951
PNB-IBJL Leasing & Finance Corporation	892,080	-
TOTAL	605,568,137	499,559,951



MacroAsia Corporation and Subsidiaries
Schedule F - Guarantees of Securities and Other Issuers
As of December 31, 2023

Name of issuing entity of securities guaranteed by the company for which this statement is filed	Title of issue of each class of securities guaranteed	Total amount guaranteed and outstanding	Amount owned by person for which statement is filed	Nature of guarantee
--	---	---	---	---------------------

Not Applicable



MacroAsia Corporation and Subsidiaries
Schedule G - Capital Stock
As of December 31, 2023

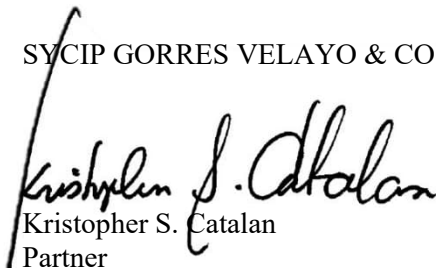
Title of Issue	Number of Shares authorized	Number of shares issued as shown under related balance sheet caption	Number of treasury shares	Number of shares outstanding	Number of shares reserved for options, warrants, conversion and other rights	Number of shares held by related parties	Number of shares held by directors and officers
Common Stock	2,000,000,000	1,933,305,923	(42,347,600)	1,890,958,323	-	1,341,847,618 70.96%	16,807,304 0.89%

**INDEPENDENT AUDITOR'S REPORT ON
SUPPLEMENTARY SCHEDULE ON COMPONENTS OF FINANCIAL
SOUNDNESS INDICATORS**

The Stockholders and the Board of Directors
MacroAsia Corporation
12th Floor, PNB Allied Bank Center
6754 Ayala Avenue, Makati City

We have audited in accordance with Philippine Standards on Auditing, the consolidated financial statements of MacroAsia Corporation and its subsidiaries (collectively as the Group) as at December 31, 2023 and 2022 and for each of the three years in the period ended December 31, 2023, and have issued our report thereon dated March 21, 2024. Our audits were made for the purpose of forming an opinion on the basic consolidated financial statements taken as a whole. The Supplementary Schedule on Components of Financial Soundness Indicators, including their definitions, formulas, calculation, and their appropriateness or usefulness to the intended users, are the responsibility of the Group's management. These financial soundness indicators are not measures of operating performance defined by Philippine Financial Reporting Standards (PFRSs) and may not be comparable to similarly titled measures presented by other companies. This schedule is presented for the purpose of complying with the Revised Securities Regulation Code Rule 68 issued by the Securities and Exchange Commission, and is not a required part of the basic consolidated financial statements prepared in accordance with PFRSs. The components of these financial soundness indicators have been traced to the Group's consolidated financial statements as at December 31, 2023 and 2022 and for each of the three years in the period ended December 31, 2023 and no material exceptions were noted.

SYCIP GORRES VELAYO & CO.



Kristopher S. Catalan
Partner

CPA Certificate No. 109712

Tax Identification No. 233-299-245

BOA/PRC Reg. No. 0001, August 25, 2021, valid until April 15, 2024

BIR Accreditation No. 08-001998-109-2020, October 26, 2023, valid until October 25, 2026

PTR No. 10079916, January 5, 2024, Makati City

March 21, 2024



MACROASIA CORPORATION
SCHEDULE OF FINANCIAL SOUNDNESS INDICATORS
AS OF AND FOR THE YEAR ENDED DECEMBER 31, 2023

Ratio	Formula	2023	2022
Current ratio	Total current assets divided by total current liabilities		
	Total current assets	₱4,187,440,661	1.3:1
	Divided by: Total current liabilities	<u>3,322,440,378</u>	1.2:1
	Current ratio	1.3	
Debt-to-equity ratio	Total interest-bearing debts divided by total stockholders' equity		
	Total Interest-bearing Debts	₱1,044,508,823	16.1%
	Divided by: Total stockholders' equity	<u>6,485,338,749</u>	22.4%
	Debt-to-equity ratio	16.1%	
Asset-to-equity ratio	Total assets divided by total stockholders' equity		
	Total assets	₱12,694,942,115	2.0:1
	Divided by: Total stockholders' equity	<u>6,485,338,749</u>	2.0:1
	Asset-to-equity ratio	2.0	
Direct cost ratio	Total direct costs divided by net revenues		
	Total direct costs	₱6,254,840,254	78.2%
	Divided by: Net revenues	<u>7,997,045,846</u>	81.3%
	Direct cost ratio	78.2%	
Expense ratio	Total operating expenses divided by net revenues		
	Total operating expenses	₱1,085,694,715	13.6%
	Divided by: Net revenues	<u>7,997,045,846</u>	16.2%
		13.6%	
Interest coverage ratio	Total earnings before interest and Taxes divided by Total Interest expense		
	Total earnings/(loss) before interest and taxes	₱1,357,339,766	8.3:1
	Divided by: Interest expense	<u>163,781,528</u>	4.7:1
	Interest coverage ratio	8.3	

Return on net sales	Net income/(loss) divided by net revenues			
	Net income/(loss)	₱1,071,184,611	13.4%	9.5%
	Divided by: Net revenues	<u>7,997,045,846</u>		
	Return on net sales	13.4%		
Return on assets	Net income/(loss) from continuing operations divided by Average Total Assets			
	Net income/(loss)	₱1,071,184,611	8.4%	4.0%
	Divided by: Total assets	<u>12,694,942,115</u>		
	Return on assets	8.4%		
Return on investment	Net income/(loss) attributable to equity holders of parent divided by the sum of total interest-bearing debts and equity attributable to equity holder of parent			
	Net income/(loss) attributable to equity holders of parent	₱851,136,879	12.0%	6.5%
	Divided by: Total interest-bearing debts + equity attributable to equity holder of parent	<u>7,169,600,001</u>		
	Return on investment	12.0%		
Return on equity	Net income/(loss) divided by total capital			
	Net income/(loss)	₱1,071,184,611	20.8%	10.5%
	Divided by: Total capital	<u>5,149,060,392</u>		
	Return on equity	20.8%		

Annex A: Reporting Template

(For additional guidance on how to answer the Topics, organizations may refer to Annex B: Topic Guide)

Contextual Information

Company Details	
Name of Organization	MacroAsia Corporation
Location of Headquarters	12/F PNB Allied Bank Center, 6754 Ayala Avenue, Makati City 1226, Philippines
Location of Operations	<p>MacroAsia Catering Services, Inc. (MACS) - West Service Road, Merville Exit NAI A, Pasay City 1300, Philippines</p> <p>MacroAsia Sats Inflight Services, Corporation. (MSIS) - Gate 3 PAL Inflight Center Baltao St. Cor. MIA Rd., Pasay City 1300, Philippines</p> <p>MacroAsia Sats Food Industries Corporation (MSFI) - MAPDC Bldg. East Service Road, Brgy. Sucat, Muntinlupa City</p> <p>MacroAsia Airport Services Corporation (MASCORP) - 3rd Floor, Bldg. A, Skyfreight Center, Ninoy Aquino Ave., Brgy. Sto. Niño, Parañaque City 1704, Philippines</p> <p>MacroAsia Properties Development Corporation (MAPDC) and Subsidiaries - MacroAsia Special Economic Zone, Villamor Airbase Pasay City 1309, Philippines</p> <p>First Aviation Academy, Inc. (FAA) - 12/F PNB Allied Bank Center, 6754 Ayala Avenue, Makati City 1226, Philippines</p> <p>MacroAsia Mining Corporation (MMC) and Subsidiaries - 12/F PNB Allied Bank Center, 6754 Ayala Avenue, Makati City 1226, Philippines</p> <p>Allied Water Services Inc. (AWSI) and Subsidiaries - 12/F PNB Allied Bank Center, 6754 Ayala Avenue, Makati City 1226, Philippines</p> <p>Cebu Pacific Catering Services, Inc. (CPCS) - 1st Ave. Extension Blk-B6 MEPZ 1, Lapu-Lapu City, Cebu</p> <p>Boracay Tubi System Inc. and Subsidiaries - Malay, Aklan, 5608</p> <p>SNV Resources Development Corp (SNVRDC) - Solano, Nueva Vizcaya</p> <p>Naic Water Supply Corporation (NAWASCOR) - Naic, Cavite</p> <p>Summa Water Resources, Inc. (SWRI) - Daraga Albay & Sucat Muntinlupa</p> <p>Aqualink Resources Development Inc.(ARDI) - General Trias, Cavite - Imus, Cavite - Kawit, Cavite</p>

	<ul style="list-style-type: none"> - <i>Bacoor, Cavite</i> - <i>Carmona, Cavite</i> - <i>Tanza, Cavite</i>
Report Boundary: Legal entities (e.g. subsidiaries) included in this report*	<ul style="list-style-type: none"> MacroAsia Catering Services, Inc. (MACS) MacroAsia SATS Food Industries Corporation (MSFI) MacroAsia SATS Inflight Services Corporation (MSIS) MacroAsia Airport Services Corporation (MASCORP) MacroAsia Properties Development Corporation (MAPDC) First Aviation Academy, Inc. (FAA) MacroAsia Mining Corporation (MMC) Allied Water Services Inc. (AWSI) Boracay Tubi System, Inc. (BTSI) SNV Resources Development Corporation (SNVRDC) Naic Water Supply Corporation (NAWASCOR) Summa Water Resources, Inc. (SWRI) Aqualink Resources Development, Inc. (ARDI) Cebu Pacific Catering Services, Inc. (CPCS) Lufthansa Technik Philippines, Inc. (LTP)
Business Model, including Primary Activities, Brands, Products, and Services	Maintenance Repair and Overhaul (MRO), Food Services, Gateway Services, Fixed-Based Operations (FBO), Aviation Training, Ecozone Development, Water Businesses, and Mining
Reporting Period	December 31, 2023
Highest Ranking Person responsible for this report	Rhodel C. Esteban

**If you are a holding company, you could have an option whether to report on the holding company only or include the subsidiaries. However, please consider the principle of materiality when defining your report boundary.*

Materiality Process

Explain how you applied the materiality principle (or the materiality process) in identifying your material topics.¹
<p>In identifying the essential sustainability issues, opportunities, and risks, the company considers the following factors:</p> <ul style="list-style-type: none"> • <i>its impact on the business operations,</i> • <i>critical issues to the stakeholders, and</i> • <i>importance to the community where we operate</i>

¹ See [GRI 102-46](#) (2016) for more guidance.

ECONOMIC

Economic Performance

Direct Economic Value Generated and Distributed

Disclosure	Amount	Units
Direct economic value generated (revenue) *	8,366,536,400	PhP
Direct economic value distributed:		
a. Operating costs	2,384,059,615	PhP
b. Employee wages and benefits	1,798,070,914	PhP
c. Payments to suppliers, other operating costs	2,835,253,808	Php
d. Dividends given to stockholders and interest payments to loan providers	182,845,740	PhP
e. Taxes given to government	229,770,459	PhP
f. Investments to community (e.g. donations, CSR)	259,729	PhP

**includes share in net income of associates LTP and CPCS based on percentage of ownership*

What is the impact and where does it occur? What is the organization's involvement in the impact?	Which stakeholders are affected?	Management Approach
<p><i>Primary business operations:</i></p> <ul style="list-style-type: none"> <i>The company may be able to generate revenue due to brisk business activities.</i> <i>As a labor-intensive company, this translates to employment generation.</i> <i>Revenue generation means more taxes paid.</i> <i>Contributes to national economic development</i> 	<ul style="list-style-type: none"> <i>Employees – for the benefits given by the company</i> <i>Government – for the taxes paid, and withholding taxes remitted by the company</i> <i>Suppliers – for the purchases made by the company as the source of their income</i> <i>Community – for the CSR program of the company</i> 	<ul style="list-style-type: none"> <i>Strategic business planning</i> <i>Engaging suppliers with Sustainable Development Goals incorporated in their business cultures.</i> <i>Achieving global market leadership through sound and achievable goals</i> <i>Natural resources partner in the Philippines</i> <i>Committed to fair wages and benefits for employees</i>
What are the Risk/s Identified?	Which stakeholders are affected?	Management Approach
<ul style="list-style-type: none"> <i>Operational and financial risks of the subsidiaries and affiliates</i> 	<ul style="list-style-type: none"> <i>Employees</i> <i>Company</i> <i>Supplier</i> 	<ul style="list-style-type: none"> <i>Group-wide monitoring process performed by executive/management committee held on a weekly basis.</i>

<ul style="list-style-type: none"> • <i>Global Economic Slowdown/Recession</i> • <i>Industry Regulations</i> • <i>National Regulations</i> • <i>Competition</i> • <i>Volatility of Foreign Exchange Rates</i> • <i>Valuation of Non-Current Assets</i> • <i>Lock-in commitments in Infrastructure investment</i> • <i>Decline in Local Employment</i> • <i>Limits in accessibility and mobility</i> • <i>Change in Consumer Behavior; Drop of demand for certain services offered (non-essentials i.e. travel, recreation)</i> • <i>Cyber-attacks (i.e. data breaches, ransomware attacks, and other cyber incidents)</i> 	<ul style="list-style-type: none"> • <i>Community</i> • <i>Government</i> • <i>Investors</i> 	<ul style="list-style-type: none"> • <i>Risk Mitigation Strategies: Implementation of risk mitigation strategies including financial planning, diversification, and effective supplier relationship management.</i> • <i>Aggressive marketing, offering of innovative products and services</i> • <i>Optimizing resources and provision of quality services</i> • <i>Sustainable cost leadership efforts</i> • <i>Year-round preventive maintenance of ground support equipment in accordance with the manufacturer's specifications</i> • <i>Employees year-round training program in order to keep up with the latest trends with emphasis on operational safety, reliability and customer service</i> • <i>Regular audit to ensure compliance with local and international standards.</i> • <i>Regular renewal of accreditations and certifications to ensure services are carried out in accordance with respective countries' aviation regulations.</i> • <i>Maintain close relationship with airline clients, which in turn enables reciprocal arrangements for auxiliary aviation services.</i> • <i>Strong backing of the Company's venture partners for a globally-competitive expertise and market reach.</i> • <i>Operational funding requirements and adequate capital to continue and expand its existing business and develop or venture into new business.</i> • <i>Engage in foreign exchange hedging transactions to minimize impact of losses from such fluctuation.</i> • <i>In the case of the parent company, as maintaining the currency portfolio as per</i>
--	---	--

		<p><i>the guidance received from the Investment Committee.</i></p> <ul style="list-style-type: none"> <i>Non-current assets are adjusted at fair market values for impairment, recoverability and timing of reclassification.</i> <i>Scenario planning / Strategic business planning.</i> <i>Continuous evaluation of the current IT environment & security and implementation of essential upgrade on Firewall, antivirus and back-up solutions.</i>
What are the Opportunity/ies Identified?	Which stakeholders are affected?	Management Approach
<ul style="list-style-type: none"> <i>Business expansion organization</i> <i>Business growth through diversification</i> 	<ul style="list-style-type: none"> <i>Employees</i> <i>Company</i> <i>Suppliers</i> 	<ul style="list-style-type: none"> <i>Scenario planning / Strategic business planning</i>

Climate-related risks and opportunities²

Governance	Strategy	Risk Management	Metrics and Targets
Disclose the organization's governance around climate-related risks and opportunities	Disclose the actual and potential impacts ³ of climate-related risks and opportunities on the organization's businesses, strategy, and financial planning where such information is material	Disclose how the organization identifies, assesses, and manages climate-related risks	Disclose the metrics and targets used to assess and manage relevant climate-related risks and opportunities where such information is material
Recommended Disclosures			
<ul style="list-style-type: none"> <i>The Board of Directors, through its Risk Management Committee, and Audit Committee, oversees the climate-related risks and opportunities of the company. From time to time, the committee</i> 	<ul style="list-style-type: none"> <i>Emission reporting obligations</i> <i>Exposure to litigations</i> <i>Shift in consumer preferences</i> 	<ul style="list-style-type: none"> <i>The Chief Risk Officer (CRO) is the champion of Enterprise Risk Management (ERM); he shall be responsible for the identification and assessments of climate-related risks. The management team</i> 	<ul style="list-style-type: none"> <i>The company assess the climate-related risks and opportunities by defining the probability, and materiality of its</i>

² Adopted from the Recommendations of the Task Force on Climate-Related Financial Disclosures. The TCFD Recommendations apply to non-financial companies and financial-sector organizations, including banks, insurance companies, asset managers and asset owners.

³ For this disclosure, impact refers to the impact of climate-related issues on the company.

<p><i>meets to discuss any material risk exposures, actions taken, and recommends corrective measures, as necessary.</i></p>	<ul style="list-style-type: none"> • <i>Increased cost of raw materials</i> • <i>Extreme weather events</i> • <i>Diseases</i> • <i>Disrupted/delayed business supply</i> • <i>Uninsurable risks</i> 	<p><i>communicates the identified and assessed risk to the Board of Directors through board committees.</i></p> <ul style="list-style-type: none"> • <i>The corporation disseminates the survey questionnaire to the different heads of subsidiaries. After that, the group will collate all the responses and map the identified and assessed climate-related risks.</i> • <i>A weekly management committee meeting is in place to discuss any material risk exposures and opportunities identified and any additional information available as of the given date.</i> 	<p><i>impact in the business operations</i></p>
<ul style="list-style-type: none"> • <i>The Chief Risk Officer is the champion of Enterprise Risk Management (ERM); he shall be responsible for the identification and assessments of climate-related risks.</i> 	<ul style="list-style-type: none"> • <i>Asset impairment, early retirement of assets.</i> • <i>Reduced revenue</i> • <i>Increase in production costs</i> 	<ul style="list-style-type: none"> • <i>A weekly management committee meeting is in place to discuss any material risk exposures and opportunities identified and any additional information available as of the given date.</i> 	<ul style="list-style-type: none"> • <i>Quantitative and qualitative monitoring of resources</i>
	<p>b) Describe the resilience of the organization's strategy, taking into consideration different climate-related scenarios including a 2°C or lower scenario</p>	<p>c) Describe how processes for identifying, assessing, and managing climate-related risks are integrated into the organization's overall risk management</p>	

Procurement Practices

Proportion of spending on local suppliers

Disclosure	Quantity	Units
Percentage of procurement budget used for significant locations of operations that is spent on local suppliers	90	%

What is the impact and where does it occur? What is the organization's involvement in the impact?	Which stakeholders are affected?	Management Approach
<ul style="list-style-type: none"> • <i>There is a material economic impact on our primary business operations and/or supply chain. The group is engaged in diverse industries, i.e., gateway services, aircraft repair maintenance and overhaul, catering, water supply and treatment services.</i> • <i>Our organization assists suppliers through our regular purchasing activities. A brisk and satisfactory relationship redounds to the business growth of our suppliers as well.</i> 	<ul style="list-style-type: none"> • <i>Internally, the employer and employees</i> • <i>Externally,</i> <ol style="list-style-type: none"> <i>1. the suppliers</i> <i>2. the government</i> <i>3. public/consumers</i> 	<ul style="list-style-type: none"> • <i>It is the aim of management to -</i> <ol style="list-style-type: none"> <i>1. Obtain quality goods and services at the lowest reasonable cost, while operating at the highest standards of ethical conduct.</i> <i>2. Establish purchasing programs, goals and targets, policies, responsibilities that will stabilize our interaction with suppliers.</i> • <i>Promote sourcing of local products to a greater degree as this spurs national economic development.</i>
What are the Risk/s Identified?	Which stakeholders are affected?	Management Approach
<ul style="list-style-type: none"> • <i>Lack of reliable source of suppliers with track records which meet our procurements requirements which may result in higher operating costs.</i> • <i>Effect of extreme weather conditions and natural calamities on agricultural products and water supply</i> • <i>Environmental and health concerns (proper waste disposal, spoilage, spread of diseases, contamination, pollution)</i> 	<ul style="list-style-type: none"> • <i>Our suppliers and clients are principally affected as our goods and services are price and inflation sensitive.</i> 	<ul style="list-style-type: none"> • <i>Aggressive search for potential/ alternative roster of suppliers.</i> • <i>Build a wider range of agri-business suppliers and make appropriate substitute measures.</i> • <i>Same as # 2</i>

<ul style="list-style-type: none"> • Dependence on imported items including equipment and other CAPEX needs • Goods are supply-and-demand driven, thus affected by price fluctuations. 		<ul style="list-style-type: none"> • Explore tie-ups with local producers through contract growing arrangement and fabricators through manufacturing contracts. • Develop a stable supplier base to stabilize prices. • Establishment of uniform guidelines and procedures to regulate procurement activities. • Regular evaluation of supplier performance and forecasting of requirements with constant reference to historical purchases and deliveries • Collaboration of purchasing department with finance and support units
What are the Opportunity/ies Identified?	Which stakeholders are affected?	Management Approach
<ul style="list-style-type: none"> • Bulk/ Wholesale buying to capitalize on economies of scale, favorable payment terms and to mitigate effects of forex fluctuations and price volatility • More timely supplier information using information technology. 	<ul style="list-style-type: none"> • Same as above 	<ul style="list-style-type: none"> • To align procurement policies and procedures of subsidiaries towards cost saving. • Consolidate requirements of requesting units. • Keep abreast of trends in information tech.

Anti-corruption

Training on Anti-corruption Policies and Procedures

Disclosure	Quantity	Units
Percentage of employees to whom the organization's anti-corruption policies and procedures have been communicated to	100	%
Percentage of business partners to whom the organization's anti-corruption policies and procedures have been communicated to	100	%
Percentage of directors and management that have received anti-corruption training	100	%
Percentage of employees that have received anti-corruption training	100	%

What is the impact and where does it occur? What is the organization's involvement in the impact?	Which stakeholders are affected?	Management Approach
<i>Primary business operations</i> <ul style="list-style-type: none"> • Lower revenue • Higher cost due to corruption • Loss of assets • Lower results of operations 	<ul style="list-style-type: none"> • Company • Employees • Suppliers • Community • Government 	<ul style="list-style-type: none"> • The company is committed to establish a whistle-blower policy to encourage employees to report corrupt practices. • Cultivate a culture of honesty, transparency and integrity.
What are the Risk/s Identified?		
<ul style="list-style-type: none"> • Higher cost for the company, which translates to a lower bottom line. • Reputational risk • Loss of sales/customers 		
What are the Opportunity/ies Identified?		
<ul style="list-style-type: none"> • Good publicity • Higher rating • More sales means the higher bottom line 		

Incidents of Corruption

Disclosure	Quantity	Units
Number of incidents in which directors were removed or disciplined for corruption	0	0
Number of incidents in which employees were dismissed or disciplined for corruption	0	0
Number of incidents when contracts with business partners were terminated due to incidents of corruption	0	0

What is the impact and where does it occur? What is the organization's involvement in the impact?	Which stakeholders are affected?	Management Approach
-N/A-	-N/A-	-N/A-

What are the Risk/s Identified?	Which stakeholders are affected?	Management Approach
-N/A-	-N/A-	-N/A-
What are the Opportunity/ies Identified?	Which stakeholders are affected?	Management Approach
-N/A-	-N/A-	-N/A-

ENVIRONMENT

Resource Management

Energy consumption within the organization:

Disclosure	Quantity	Units
Energy consumption (renewable sources)	12,664.26	MWh
Energy consumption (gasoline)	42,317.48	GJ
Energy consumption (LPG)	146,606.17	GJ
Energy consumption (diesel)	107,320.53	GJ
Energy consumption (electricity)	32,112.75	MWh
Energy consumption (LSFO)	5,249.39	GJ

Reduction of energy consumption

Disclosure	Quantity	Units
Energy reduction (natural resources)	n/a	GJ
Energy reduction (LPG)	n/a	GJ
Energy reduction (diesel)	n/a	GJ
Energy reduction (electricity)	7,373.54	MWh
Energy reduction (gasoline)	n/a	GJ
Energy reduction (LSFO)	110,753.36	Liters

<p>What is the impact and where does it occur? What is the organization's involvement in the impact?</p>	<p>Which stakeholders are affected?</p>	<p>Management Approach</p>
<p><i>Use of non-renewable energy in aviation services, mining, and water supply operation utilizing the following:</i></p> <ul style="list-style-type: none"> • <i>Power Generators</i> • <i>Equipment and Vehicles</i> • <i>Industrial equipment</i> <p><i>It contributes to the environmental problems such as air, water and land pollution cause by the equipment/s used inside the facility such as Boiler, Genset and Sewage Treatment Plant.</i></p> <p><i>Intention to implement a sustainability program, including the provision of solar power and the use of energy-efficient solutions like LED lights.</i></p>	<ul style="list-style-type: none"> • <i>Employees</i> • <i>Community</i> • <i>Employers</i> • <i>Customers</i> • <i>Investors</i> 	<ul style="list-style-type: none"> • <i>Installation of cost saving devices on existing equipment and vehicles that uses power and fuel</i> • <i>Acquisition of more fuel-efficient vehicles and equipment</i> • <i>Proper use and regular preventive maintenance of electrical and fuel driven vehicles and equipment</i> • <i>Conservation of energy such as using energy efficient light bulbs.</i> <p><i>Minimization of usage of cleaning chemical with high content of phosphate. Proper segregation of waste.</i></p>

<p>Primary Business Operations</p> <p>Impacts:</p> <p><i>High energy consumption directly affects operational costs, contributing to higher utility bills.</i></p> <p><i>Inefficient energy use may lead to additional expenses for equipment maintenance and replacements.</i></p>	<p>Employees: <i>Employees may experience changes in work processes, training for energy-efficient practices, and potentially improved working conditions as the organization adopts sustainable measures</i></p>	<ul style="list-style-type: none"> • <i>Implementation of safety and regulations and identifying areas for improvement.</i> • <i>Continuous monitoring of energy consumption.</i> • <i>The organization plans to develop and implement a sustainability program focusing on energy reduction. This includes transitioning to renewable energy sources such as solar power and adopting energy-efficient technologies like LED lights.</i> • <i>The organization needs to conduct a comprehensive risk assessment related to energy consumption, develop mitigation strategies, and regularly review and update these strategies to adapt to changing circumstances.</i> • <i>The organization should actively seek opportunities to improve energy efficiency, explore renewable energy sources, and invest in innovative technologies to optimize resource usage.</i> <p>Policies and Commitments: <i>Develop an Energy Efficiency Policy and publicly commit to sustainability goals.</i></p>
---	--	---

<p>Higher energy consumption typically results in increased greenhouse gas emissions, contributing to environmental pollution and climate change.</p> <p>Direct Impact:</p> <p>Construction Practices: The organization's construction processes, and technology choices directly impact energy consumption. For example, the selection of energy-efficient equipment, the use of sustainable construction materials, and the implementation of smart water treatment systems can reduce energy usage.</p> <p>Operational Efficiency: The efficiency of the water treatment plants and systems designed and constructed by the organization influences our energy consumption during operation. Optimal design and engineering practices can minimize energy needs.</p> <p>Use of non-renewable energy in aviation training and flight operations utilizing the following:</p> <ul style="list-style-type: none"> • Training aircraft • Equipment and Vehicles <p>Aircraft maintenance equipment</p>	<p>Community: The local community may benefit from reduced environmental impact, improved water treatment processes, and potential outreach programs promoting water conservation and sustainable practices</p> <p>Government: Government entities may be affected by the organization's adherence to environmental regulations, energy efficiency standards, and sustainability goals</p> <ul style="list-style-type: none"> • Employees • Community • Employers 	<p>Goals and Targets: Set measurable targets for reducing energy consumption in construction and operations.</p> <p>Responsibilities: Clearly define roles and provide training for those responsible for energy efficiency.</p> <p>Resources: Allocate resources for adopting energy-efficient technologies and investing in research and development.</p> <p>Grievance Mechanisms: Establish feedback channels for stakeholders and employees to report concerns and provide input.</p> <p>Projects and Initiatives: Participate in green building certifications, conduct energy audits, and engage in community outreach.</p> <p>Partnerships: Collaborate with suppliers and industry groups committed to sustainability.</p> <p>Continuous Improvement:</p> <ul style="list-style-type: none"> • Monitor and report on energy consumption, regularly assessing progress and identifying improvement opportunities. • Acquisition of unleaded AvGas which generates lesser emission. • Regular maintenance of training aircraft. • Regular preventive maintenance of service vehicles.
<p>What are the Risk/s Identified?</p> <ul style="list-style-type: none"> • Greenhouse gases generation • Potential air and noise pollution • Health conditions. <p>The organization faces risks associated with over-reliance on non-renewable energy sources, including potential price volatility, supply chain disruptions, and regulatory challenges.</p>		

Energy Price Volatility: Fluctuations in energy prices can impact operational costs, potentially leading to budget overruns.

Dependency on Non-Renewable Energy: A heavy reliance on non-renewable energy sources may expose the organization to supply chain disruptions, price volatility, and environmental risks.

Insufficient Infrastructure Planning: Inadequate planning for energy infrastructure may result in inefficiencies, increased energy consumption, and potential disruptions.

Supply Chain Risks: Disruptions in the supply chain for energy-efficient equipment or materials may delay projects and increase costs.

Inadequate Monitoring and Reporting: Insufficient systems for monitoring and reporting energy consumption may lead to missed opportunities for improvement and hinder transparency.

- Greenhouse gases generation.
- Potential air and noise pollution

What are the Opportunity/ies Identified?

- Reduction of operating expense
- Improvement of Bottomline. A decrease in energy consumption is a decrease in utility bills.
- There is an opportunity to enhance the organization's reputation, reduce operational costs, and contribute positively to the environment through the adoption of sustainable energy practices.

Employees: Job security, work processes, and potential changes in job responsibilities may be of interest to employees.

Community: Potential disruptions, environmental impact, or changes in local resources.

Customers/Clients: Clients may be concerned about potential delays, cost increases, or changes in project specifications due to energy-related factors.

Government: Authorities may be concerned about the organization's adherence to energy efficiency standards and environmental regulations.

- Employees
- Community
- Employers

- Implement long-term contracts, explore renewable energy sources, and invest in energy-efficient technologies to reduce reliance on volatile energy markets.
- Transition to renewable energy sources, such as solar, to enhance energy security and reduce environmental impact.
- Conduct thorough energy audits, invest in scalable infrastructure, and plan for future growth to ensure efficient resource management.
- Diversify suppliers, maintain strong relationships with key suppliers, and establish contingency plans for potential disruptions.
- Implement robust monitoring systems, regularly assess and analyze energy data, and communicate progress transparently to stakeholders.
- Acquisition of unleaded AvGas which generates lesser emission.
- Regular maintenance of training aircraft.
- Regular preventive maintenance of service vehicles.

Cost Savings through Energy

Efficiency: Implementing energy-efficient technologies and practices can lead to significant cost savings in the long term, reducing utility bills and operational expenses.

Enhanced Reputation and Market

Position: Demonstrating a commitment to sustainable resource management and energy efficiency can enhance the organization's reputation and market competitiveness.

Compliance with Regulatory

Standards: Proactively aligning with and exceeding environmental regulations can position the organization as a responsible and compliant industry leader.

Operational Efficiency

Improvements: Energy-efficient processes often lead to overall operational efficiency improvements, reducing downtime and enhancing productivity.

Better mileage of service vehicles

More reliable training aircraft to cope with the brisk flight schedules

Employees: Employees may experience changes in work processes, training for energy-efficient practices, and potential improvements in working conditions as the organization adopts sustainable measures.

Community: The local community may benefit from reduced environmental impact, potential outreach programs promoting sustainable practices.

Customers/Clients: Clients and customers may benefit from energy-efficient construction projects, potentially leading to cost savings over the operational life of the water treatment facilities.

- Employees
- Community
- Employers

- Invest in energy-efficient equipment, conduct energy audits, and optimize construction processes to identify areas for improvement.
- Promote sustainable practices in marketing materials, obtain relevant certifications, and actively communicate environmental initiatives to stakeholders.
- Stay informed about evolving regulations, implement robust compliance protocols, and participate in industry initiatives to uphold high standards
- Invest in technologies that not only save energy but also improve overall operational performance. Provide training to employees on efficient practices.

- Acquisition of unleaded AvGas which generates lesser emission.
- Regular maintenance of training aircraft.
- Regular preventive maintenance of service vehicles.

Water consumption within the organization

Disclosure	Quantity	Units
Water withdrawal	32,496,825.20	Cubic meters
Water consumption	28,102,921.98	Cubic meters
Water recycled and reused	10,652	Cubic meters

What is the impact and where does it occur? What is the organization's involvement in the impact?	Which stakeholders are affected?	Management Approach
<p><i>Extraction of surface water on rivers located in</i></p> <ul style="list-style-type: none"> • Maragondon, Cavite • Solano, Nueva Vizcaya • Malay, Aklan <p><i>Extraction of ground water in</i></p> <ul style="list-style-type: none"> • Naic, Cavite <p>• High consumption of water may lead to high water bill.</p> <p>• The impact of this is primarily on local water resources and ecosystem, as well as potential strain on the municipal water supply.</p>	<ul style="list-style-type: none"> • Communities where surface and/or ground water are extracted • Communities downstream of river water sources • Customers • Employees • Shareholders • Organization in the company. • Suppliers 	<ul style="list-style-type: none"> • Proper use and regular preventive maintenance of water treatment facilities • Regular monitoring of WTP performance vs design capacity • Regular monitoring of potable water quality • Recycling and reuse of wastewater • Strict compliance to latest potable water (Philippine National Standards for Drinking Water [PNSDW]) standards • Adopted water Strict adherence water allocation specified in the Water Rights/Permit granted by National Water Resources Board (NWRB) • Conservation measures in facilities to reduce water consumption • Information campaign to customers regarding water conservation tips • Adopted water recycling/reuse • Conservation of water

<p>Primary Business Operations</p> <p>Impacts:</p> <p><i>Excessive water withdrawal can lead to environmental consequences such as depletion of local water sources, and potential harm to ecosystems.</i></p> <p><i>Raw water withdrawal with quality issues can contribute to increased operational costs, including treatment expenses, impacting the organization's financial performance.</i></p> <p><i>Excessive water withdrawal may draw criticism from local communities, affecting the organization's reputation and community relations.</i></p> <p>Direct Impact:</p> <p>Operational Practices: <i>The organization's policies and practices related to water management directly influence its impact. Implementing water-efficient technologies, recycling water where possible, and adopting</i></p>	<p>Employees: <i>Employee well-being, job stability, and working conditions.</i></p> <p>Local Community: <i>Access to water resources, potential environmental harm, and the organization's role in local water management may be concerns for the community.</i></p> <p>Customers and Clients: <i>Environmentally conscious customers may be concerned about the organization's water usage and its overall commitment to sustainable practices.</i></p> <ul style="list-style-type: none"> • Regulatory Authorities: <i>Non-compliance with water usage regulations could lead to legal</i> 	<ul style="list-style-type: none"> • <i>Implementation of safety regulations and identifying areas for improvement.</i> • <i>Continuous monitoring of water consumption.</i> • <i>The organization aims to develop a program that allows for the reuse of spent water, reducing its overall water footprint.</i> • <i>To manage these risks, the organization to conduct a comprehensive risk assessment related to water consumption and implement mitigation strategies accordingly.</i> • <i>The organization aims to develop a program for water recycling and reuse, demonstrating its commitment to sustainable water management practices.</i> • <i>Investing in and adopting technologies that minimize the water by-product after water treatment, improve efficiency, and contribute to sustainable water management.</i> • <i>Implementing community outreach, participating in local water conservation initiatives, and transparently communicating water stewardship efforts.</i> • <i>Regularly monitoring and ensuring compliance with water usage regulations, and actively participating in water conservation initiatives as required by local authorities.</i>
---	--	--

sustainable practices contribute positively.

- **Facility Management:** The design, maintenance, and management of facilities play a crucial role. Leaks, inefficient plumbing systems, or outdated equipment can contribute to excessive water consumption.

consequences and regulatory interventions.

What are the Risk/s Identified?

- Over extraction of surface water that may result to:
 - Reduced downstream flow
- Over extraction of ground water that may result to:
 - Lowering of water table
 - Salt intrusion
 - Ground subsidence
- Water pollution
- Health conditions.
- Potential risks could include increased costs due to water scarcity, reputational damage, and regulatory issues.

Resource Scarcity: Depletion or scarcity of local water resources due to over-extraction or competition with other users can lead to operational disruptions. Climate change can lead to shifts in precipitation patterns and water availability, affecting the reliability of water sources

Regulatory Compliance: Changes in water-related regulations or failure to comply with existing ones can result in legal consequences, fines, and restrictions on operations

Employees: Employee well-being, job stability, and working conditions.

Local Community: Public health, community livelihoods, and environmental sustainability.

Customers and Clients: Product or service quality, reliability, and adherence to sustainable practices.

- **Regulatory Authorities:** Adherence to environmental laws,

- Implementing water conservation measures, exploring alternative water sources, and engaging in responsible sourcing practices.
- Staying informed about water regulations, conducting regular compliance assessments, and actively participating in water seminars and conventions.
- Developing contingency plans for water shortages and investing in water-efficient technologies.
- Exploring cost-effective water management solutions.

Operational Disruptions: Water scarcity or disruptions in water supply can halt operations, impacting production schedules and potentially causing financial losses

Increased Costs: Rising water costs or the need for expensive water treatment processes can contribute to increased operational expenses

Health and Safety Concerns: Inadequate water quality due to scarcity or contamination may pose health and safety risks to employees and surrounding communities

- **Financial Impact:** Unanticipated water-related challenges can lead to financial losses, especially if the organization relies heavily on water-intensive processes

What are the Opportunity/ies Identified?

- Reduce dependence on water sources
- Less operating expense
- Better Returns
- Decrease in water consumption may lead to lower water bill.
- The organization has an opportunity to establish a water recycling and reuse program, which could positively impact the environment and potentially reduce water-related costs.

Community Engagement and Education: Improved community relations, enhanced corporate social responsibility (CSR), and potential

sustainable resource management, and protection of public interests.

Employees: Improved working conditions, potential training opportunities, and a sense of pride in contributing to sustainability goals.

- Implementing rigorous water quality monitoring, ensuring proper treatment processes, and collaborating with health authorities
- Conducting thorough risk assessments, integrating water risk considerations into financial planning, and exploring water-efficient alternatives.

- Engaging with local communities and implementing education programs on responsible water use can foster positive relationships and reduce the risk of negative perceptions

<p>collaboration on water conservation initiatives.</p> <p>Water Risk Assessments: Enhanced risk management, informed decision-making, and proactive mitigation of potential water-related challenges</p> <ul style="list-style-type: none"> • Government and Industry Collaboration: Access to supportive policies, participation in industry-wide sustainability efforts, improved regulatory compliance, and potential Joint Ventures. 	<p>Local Community: Enhanced community relations improved public health, and a more sustainable local environment.</p> <p>Customers and Clients: Positive perception among customers, alignment with their environmental values, and potential market differentiation.</p> <ul style="list-style-type: none"> • Regulatory Authorities: Positive regulatory compliance record, potential support for industry initiatives, and a collaborative approach to environmental stewardship. 	<ul style="list-style-type: none"> • Conducting comprehensive water risk assessments can help the organization identify potential risks, prioritize areas for improvement, and implement targeted solutions • Collaborating with government agencies and industry associations on water management initiatives can lead to shared resources, knowledge, and best practices.
--	---	---

Materials used by the organization

Disclosure	Quantity	Units
Materials used by weight or volume		
<ul style="list-style-type: none"> • Renewable <ul style="list-style-type: none"> – Water 	28,166,249.98	cu.m.
<ul style="list-style-type: none"> • Non-renewable <ul style="list-style-type: none"> – Gasoline – Diesel – LPG – Electricity – Various Chemicals 	1,080,248.05 2,824,223.51 2,988,039.38 32,036,660.09 66,303.07	Liters Liters kgs kWh kgs
Percentage of recycled input materials used to manufacture the organization’s primary products and services	None	%

What is the impact and where does it occur? What is the organization’s involvement in the impact?	Which stakeholders are affected?	Management Approach
<ul style="list-style-type: none"> • Raw water from surface and ground water sources • Fuel, power, and other materials needed for production. • The organization recognizes the environmental impact of non-renewable materials and aims to address this concern. 	<ul style="list-style-type: none"> • Employees • Community • Suppliers • Customers 	<ul style="list-style-type: none"> • Strict adherence water allocation specified in the Water Rights/Permit granted by NWRB • Campaign on Clean Water Awareness • Watershed protection thru tree planting activities • Implementing a material recovery facility to appropriately classify garbage and enable the sale of recyclable items to scrap buyers. • The organization is committed to reducing reliance on non-renewable materials and exploring sustainable alternatives. • Establishing a material recovery facility to appropriately classify

Primary Business Operations

Impacts:

Certain materials may have a high carbon footprint due to energy-intensive production processes, contributing to climate change.

Inappropriate material selection or inefficient use can lead to increased waste generation during manufacturing and at the end of the product lifecycle.

The choice of materials can contribute to environmental degradation during disposal.

Direct Impact:

Operational Practices: The organization plays a key role in product design decisions, including the selection of materials and design for recyclability.

- **Supply Chain Practices:** The organization directly contributes to material impacts through its supply chain, including transportation and handling of materials

What are the Risk/s Identified?

- Reduction of available flow of raw water
- Water pollution
- Shortage in supply of power, fuel, etc.
- The use of non-renewable materials poses environmental risks, including resource depletion and pollution.

Suppliers: Market demand, sustainability standards, and adherence to responsible sourcing

Local Communities: Environmental impact, community health, social well-being, and ethical considerations

Investors and Shareholders: Financial stability.

- **Government and Public Authorities (at disposal sites):** Efficient waste management, landfill space conservation, and adherence to disposal regulations

garbage and allow recyclable items to be sold to scrap buyers, creating a new revenue stream and promoting recycling.

- Designing WTPs with a focus on durability, reparability, and using materials that can be easily recycled or reused.
- Collaborating with suppliers on sustainable practices, optimizing supply chain logistics to reduce environmental impact, and promoting responsible material handling.

<p>Supply Chain Disruptions: Production delays, increased costs, and potential loss of customers.</p> <p>Environmental Impact and Carbon Footprint: Negative public perception, potential legal actions, and increased costs associated with carbon emissions</p> <p>Product Quality and Safety: Financial losses, legal liabilities, and erosion of customer trust</p> <ul style="list-style-type: none"> • Waste Generation and Disposal Risks 	<p>Suppliers: Material-related risks can affect the demand for specific materials, potentially impacting suppliers' revenue and production practices</p> <p>Employees: Occupational health and safety, job security, and working conditions</p> <p>Customers and Consumers: Material-related risks can affect the quality, safety, and sustainability of products, influencing customer satisfaction and purchasing decisions.</p>	<ul style="list-style-type: none"> • Diversify suppliers, conduct thorough risk assessments, and establish contingency plans. • Adopt sustainable material choices, assess and reduce carbon footprint, and communicate environmental efforts transparently. • implement stringent quality control measures, adhere to safety standards, and conduct thorough material testing. • Prioritize materials with recyclability, implement waste reduction strategies, and adhere to waste disposal regulations
<p>What are the Opportunity/ies Identified?</p>		
<ul style="list-style-type: none"> • Operating cost reduction • Better returns • Scrap generated from materials usage can generate income for petty purchases. <p>Sustainable Material Sourcing</p> <p>Waste Reduction Strategies</p> <ul style="list-style-type: none"> • Circular Economy Practices: Embracing circular economy principles, such as designing products for recyclability and implementing recycling programs 	<p>Suppliers: Material-related risks can affect the demand for specific materials, potentially impacting suppliers' revenue and production practices</p> <p>Employees: Occupational health and safety, job security, and working conditions</p> <p>Customers and Consumers: Material-related risks can affect the quality, safety, and sustainability of products, influencing customer</p>	<ul style="list-style-type: none"> • Adopting sustainable sourcing practices for raw materials, including responsibly harvested or recycled materials. • Implementing strategies to minimize waste during manufacturing and finding alternative uses for by-products. • Reduced waste generation, cost savings through material reuse, and improved environmental stewardship.

	<i>satisfaction and purchasing decisions</i>	
--	--	--

Ecosystems and biodiversity (whether in upland/watershed or coastal/marine)

Disclosure	Quantity	Units
Operational sites owned, leased, managed in, or adjacent to, protected areas and areas of high biodiversity value outside protected areas	94	sites
Habitats protected or restored	2.3	Ha.
IUCN ² Red List species and national conservation list species with habitats in areas affected by operations	n/a	

What is the impact and where does it occur? What is the organization's involvement in the impact?	Which stakeholders are affected?	Management Approach
<ul style="list-style-type: none"> • Preservation of quality of well/catchment area • Loss of forest covers due to clearing • Facility damage due to natural calamities • Substandard facilities 	<ul style="list-style-type: none"> • Employees • Community 	<ul style="list-style-type: none"> • Monitor water quality of well/catchment area • Clean water awareness campaign geared towards communities around catchment area • Reforestation of cleared areas if necessary • Proper design of facilities • Area protection thru perimeter fencing/lighting and deployment of security personnel • Tree planting activities within the protected areas
What are the Risk/s Identified?		
<ul style="list-style-type: none"> • Air emissions/pollution • Water pollution • Disturbance of flora and fauna 		
What are the Opportunity/ies Identified?		
NONE		

² International Union for Conservation of Nature

Environmental impact management

Air Emissions

GHG

Disclosure	Quantity	Units
Direct (Scope 1) GHG Emissions <ul style="list-style-type: none"> • Aviation Services • Water Supply Services 	8,758.38 0.56	Tonnes CO ₂ /year
Energy indirect (Scope 2) GHG Emissions <ul style="list-style-type: none"> • Aviation Services • Water Supply Services 	5,814 n/a	Tonnes CO ₂ /year
Emissions of ozone-depleting substances (ODS)	0.6	Tonnes

What is the impact and where does it occur? What is the organization's involvement in the impact?	Which stakeholders are affected?	Management Approach
<ul style="list-style-type: none"> • Concentration of gas emissions from operation of vehicles and equipment • Due to company growing, delivery of goods becomes more frequent and volume of production in the kitchen becomes higher. 	<ul style="list-style-type: none"> • Employees • Proponent • Contractor • Communities • Organization 	<ul style="list-style-type: none"> • Provided air pollution control devices on vehicles and equipment to ensure government regulations are met • Utilization of more environmentally friendly gensets that serve as backup source in case of power outages • Reduction of carbon footprint thru utilization of vehicles and equipment that are fuel efficient • Maximization of deliveries of goods to lessen/reduce number of travel/s. • Monitoring of GHG and consider the used/application of renewable energy. • Carefully monitor and learn the equipment that uses renewable energy.

<p><i>Concentration of gas emissions from operation of aircraft, vehicles and equipment</i></p>	<ul style="list-style-type: none"> • <i>Employees</i> • <i>Proponent</i> • <i>Contractor</i> 	<ul style="list-style-type: none"> • <i>Provided air pollution control devices on vehicles and equipment to ensure government regulations are met.</i> • <i>Utilization of more environmentally friendly gensets that serve as backup source in case of power outages.</i> • <i>Reduction of carbon footprint thru utilization of aircraft, vehicles and equipment that are fuel efficient</i>
<p>What are the Risk/s Identified?</p>		
<ul style="list-style-type: none"> • <i>Emission of air pollutants from pumping and genset operation</i> • <i>Health risk.</i> • <i>Emission of air pollutants from aircraft and service vehicles</i> 	<ul style="list-style-type: none"> • <i>Employees</i> • <i>Proponent</i> • <i>Contractor</i> 	<ul style="list-style-type: none"> • <i>Provided air pollution control devices on vehicles and equipment to ensure government regulations are met.</i> • <i>Utilization of more environmentally friendly gensets that serve as backup source in case of power outages.</i> • <i>Reduction of carbon footprint thru utilization of aircraft, vehicles and equipment that are fuel efficient</i>
<p>What are the Opportunity/ies Identified?</p>		
<ul style="list-style-type: none"> • <i>New equipment and vehicles were reported that uses renewable energy.</i> 		

Air pollutants

Disclosure (Aviation Services)	Quantity	Units
NO _x	373.13	ppm
So _x	699.30	ppm
Particulate matter (PM)	30.40	ppm

Disclosure (Water Supply Services)	Quantity	Units
NO _x	3.11	Tonnes/year
Volatile organic compounds (VOCs)	0.25	Tonnes/year
CO	0.66	Tonnes/year
TSP	0.22	Tonnes/year
Particulate matter (PM)	0.22	Tonnes/year

What is the impact and where does it occur? What is the organization's involvement in the impact?	Which stakeholders are affected?	Management Approach
<ul style="list-style-type: none"> Air quality degradation Noise production Air pollutants contribute to the growing problem in air pollution. The generator set is well maintained, resulting in no significant impact on the environment. It is only utilized during power outages inside the MEPZ (Mactan Economic Processing Zone). The impact is localized to the areas served by the generator set. 	<ul style="list-style-type: none"> Employees Proponent Contractor Communities Organization Locators within MEPZ1 area MEPZ1 as the regulatory authority. Investors and shareholders 	<ul style="list-style-type: none"> Provided air pollution control devices on vehicles and equipment to ensure government regulations are met Utilization of more environmentally friendly gensets that serve as backup source in case of power outages Strictly practiced good housekeeping and followed preventive maintenance schedules of all equipment and vehicles Control vehicle speed to lessen suspension of road dust Conduct water spraying on roadworks to suppress dust sources and minimize discomfort to nearby residents.
What are the Risk/s Identified?		

<ul style="list-style-type: none"> • <i>Release of air pollutants from use of vehicles and equipment</i> • <i>Generation of dusts from roadworks</i> • <i>Excessive noise generation from operation of equipment</i> • <i>Health conditions.</i> • <i>The organization identify the following risks related to the material topic of air pollutants.</i> • <i>Air quality degradation: The emission of NOx and Sox may contribute to air quality degradation in MEZ area.</i> 	<ul style="list-style-type: none"> • <i>Locators MEZ area.</i> 	<ul style="list-style-type: none"> • <i>Provided PPEs to employees working in areas with excessive noise</i> • <i>Continuous monitoring of air pollutants thru conducting of regular stack emission test.</i> • <i>Continuous compliance with the implementing procedures of DENR.</i> • <i>Regular checking/maintenance of the equipment to maximize its use and prevention for sudden breakdown.</i> • <i>The organization's management approach involves the meticulous maintenance of the generator set and its use only during power outages. This helps in mitigating potential environmental impacts and ensuring that the organization complies with PEZA regulations.</i>
<p>What are the Opportunity/ies Identified?</p>		
<ul style="list-style-type: none"> • <i>Conducting regular maintenance of steam boiler and genset to maximize its use and lifespan.</i> • <i>Investment in Renewable Energy: Exploring and investing in renewable energy sources to reduce reliance on the generator set, thereby decreasing air pollutants emissions.</i> 		<ul style="list-style-type: none"> • <i>The organization addresses the risk of air quality degradation by adhering to strict maintenance practices for generator set and minimizing its usage to essential situations. Regular monitoring of emissions is conducted to ensure compliance with air quality standards.</i> • <i>The organization is actively exploring opportunities for incorporating renewable energy sources into its operations. This includes feasibility studies, collaboration with energy providers, and seeking investments to transition towards more sustainable energy alternatives.</i>

Solid and Hazardous Wastes

Solid Waste

Disclosure	Quantity	Units
Total solid waste generated	1312.82	tons/yr
Recyclable	367.42	tons/yr
Reusable	0.27	tons/yr
Residuals/Landfilled	1,105.86	tons/yr
Composted	0.62	Tons/yr
Waste sludge	23.55	tons/yr

What is the impact and where does it occur? What is the organization's involvement in the impact?	Which stakeholders are affected?	Management Approach
<p>Primary Business Operations</p> <ul style="list-style-type: none"> • Solid waste generation • Solid waste disposal • Sludge production • Collected solid waste produced by the facility without proper disposal may lead to pollution such as air, water and land. • The impact of solid waste occurs primarily in the form of residuals that are landfilled. 	<ul style="list-style-type: none"> • Employees • Proponent • Community • Contractor • Regulatory bodies overseeing waste management • Suppliers 	<ul style="list-style-type: none"> • Implemented an Ecological Solid Waste Management Plan (ESWMP) • Solid waste segregation • Established a material recovery facility • Encouraged recycling and reuse • Provided appropriate and sufficient solid waste receptacles and bins • Coordinated with municipal/city solid waste collectors • Engaged third party private solid waste collectors • Properly treated, stored, and disposed sludge thru third party DENR licensed/accredited haulers. • Proper segregation of waste must always observe.

		<ul style="list-style-type: none">• <i>Must dispose the waste by the accredited hauling organization.</i>• <i>Implement a MRF location where all recyclable materials can be stored and convert.</i>• <i>The organization has implemented measures to manage the material topic of solid waste: Waste Segregation: The organization has adopted waste segregation practices to identify and separate reusable, recyclable, and compostable materials before reaching the landfill. Waste Reduction Goal: The organization has set goals to reduce the overall quantity of waste generated by implementing waste reduction strategies. Recycling Initiatives: The organization supports recycling initiatives and encourages the use of recycled materials within its operations.</i>• <i>The organization addresses the risk of environmental pollution by strictly adhering to waste management regulations, regularly monitoring waste disposal practices, and implementing corrective measure when necessary.</i>• <i>The organization is actively exploring and implementing circular economy practices, including product redesign, waste reduction in the supply chain, and partnership with suppliers committed to sustainable practices.</i>
--	--	--

<p>Impacts:</p> <p><i>Improper disposal of solid waste, especially non-biodegradable materials, can lead to environmental pollution, habitat degradation, and harm to ecosystems.</i></p> <p><i>Hazardous waste and improper disposal practices can contaminate soil and water, posing risks to human health and ecosystems.</i></p> <p><i>Inadequate waste management can pose health risks to communities, waste workers, and populations living near water treatment sites.</i></p> <p>Direct Impact:</p> <p>Waste Management Practices: <i>The organization is directly involved in waste management decisions, including the choice of disposal methods and treatment facilities.</i></p> <ul style="list-style-type: none"> • <i>Solid waste generation</i> • <i>Solid waste disposal</i> 	<p>Local Communities: <i>Public health risks, environmental pollution, and reduced quality of life.</i></p> <p>Employees: <i>Occupational health and safety, job satisfaction, and working conditions</i></p> <p>Regulatory Authorities: <i>Adherence to environmental laws, responsible waste disposal, and compliance with waste management standards</i></p> <p>Government and Public Authorities</p> <ul style="list-style-type: none"> • <i>Employees</i> • <i>Proponent</i> • <i>Community</i> • <i>Contractor</i> 	<ul style="list-style-type: none"> • <i>Adopting eco-friendly materials, reducing packaging waste, and designing products with end-of-life considerations.</i> • <i>Implementing take-back programs, designing WTP with recyclability, and promoting responsible disposal practices</i> • <i>Regularly monitoring and ensuring compliance with waste disposal regulations and participating in industry-wide initiatives.</i> <ul style="list-style-type: none"> • <i>Implemented an Ecological Solid Waste Management Plan (ESWMP)</i> • <i>Solid waste segregation</i> • <i>Coordinated with SBMA solid waste collectors</i>
What are the Risk/s Identified?		
<ul style="list-style-type: none"> • <i>Soil/Land contamination</i> • <i>Health hazard</i> • <i>This may lead to health conditions especially in younger and immunocompromise people.</i> • <i>Environmental Pollution: Improper waste disposal may lead to environmental pollution and harm the surrounding ecosystem.</i> 		

<p>generation and promote the reuse and recycling of materials.</p> <p>Innovation and Research: Stay ahead of industry trends, discover new technologies, and contribute to industry advancements</p> <p>Community Outreach: Build positive relationships, address community concerns, and demonstrate commitment to environmental responsibility</p> <p>Waste Management Technologies: Enhance operational efficiency, improve waste collection and sorting processes, and enable data-driven decision-making</p> <ul style="list-style-type: none"> • Employee Engagement: Foster a culture of sustainability, encourage innovative ideas, and improve overall morale 	<p>Local Communities: Public health risks, environmental pollution, and reduced quality of life.</p> <p>Employees: Occupational health and safety, job satisfaction, and working conditions</p> <p>Regulatory Authorities: Adherence to environmental laws, responsible waste disposal, and compliance with waste management standards</p>	<ul style="list-style-type: none"> • Include representatives from operations, environmental health and safety, procurement, and sustainability. • Foster collaboration and communication among team members. • Conduct a thorough waste audit to identify sources, types, and quantities of waste. • Provide clear guidelines for waste segregation. • Implement employee engagement programs and recognition for sustainability achievements
--	---	--

Hazardous Waste

Disclosure (Water Supply Services)	Quantity	Units
<ul style="list-style-type: none"> • Total hazardous waste generated (stored on-site) • Waste oil/used oil • Busted LED components 	<p>8,861</p> <p>25.93</p> <p>253</p>	<p>Containers/bottles</p> <p>MT/year</p> <p>pcs</p>
<ul style="list-style-type: none"> • Total hazardous waste reused <ul style="list-style-type: none"> a) Empty containers (reused) 	<p>174</p>	<p>Containers</p>
<p>Total hazardous waste transported</p> <ul style="list-style-type: none"> • Empty containers 	<p>8,687</p>	<p>containers</p>
<ul style="list-style-type: none"> • Waste oil/used oil 	<p>7.94</p>	<p>MT/year</p>

Disclosure	Quantity	Units
Total weight of hazardous waste generated	391.07	tons/year
Total weight of hazardous waste transported	360.92	tons/year

What is the impact and where does it occur? What is the organization's involvement in the impact?	Which stakeholders are affected?	Management Approach
<ul style="list-style-type: none"> • Handling of hazardous substances • Accumulation of spent chemical containers • Expired unused chemicals • Hazardous waste materials such as used oil, industrial oil, and any other hazardous waste produced by the facility must be contained in an area to avoid contamination in water and in land. • All hazardous waste are secured inside the Hazwaste storage room, and are contained in a container to prevent spillage and misuse. 	<ul style="list-style-type: none"> • Employees • Proponent • Community 	<ul style="list-style-type: none"> • Strictly followed Occupational Safety and Health Standards and practices • Used appropriate PPEs in handling hazardous materials • Segregated and tagged spent material containers into hazardous, non-hazardous, biodegradable, and recyclables • Recycled, repurposed, and re-used non-hazardous, biodegradable, and recyclable spent containers of materials • Properly disposed spent containers of hazardous materials and expired/unused materials thru third party DENR licensed/accredited haulers. • Provision of spacious and well-ventilated area where all hazardous waste will be kept. • Proper labelling of each hazardous waste must be observed to avoid spillage in the ground. • Acquiring of DENR accredited hazardous transporter and treater as per implementing rules and regulation of RA6969. • Proper segregation of Hazwaste according to its type.

<ul style="list-style-type: none"> • Handling of hazardous substances • Accumulation of contaminated and used fuel and aircraft oils 	<ul style="list-style-type: none"> • Employees • Proponent • Community 	<ul style="list-style-type: none"> • Ensure that the storage area is prohibited to unauthorized personnel for safety. • Strictly followed Occupational Safety and Health Standards and practices • Used appropriate PPEs in handling hazardous materials. • Segregated and tagged spent material containers into hazardous, non-hazardous, biodegradable, and recyclables. • Proper disposal of spent containers of hazardous materials and expired/unused materials through a third-party DENR licensed/accredited haulers.
<p>What are the Risk/s Identified?</p>		
<p><i>This may lead to accidents if not properly observed/monitored.</i></p> <ul style="list-style-type: none"> • Spillage of hazardous materials/materials • Health hazard • Safety Hazard 	<ul style="list-style-type: none"> • Employees • Proponent • Community 	<ul style="list-style-type: none"> • Strictly followed Occupational Safety and Health Standards and practices • Used appropriate PPEs in handling hazardous materials • Segregated and tagged spent material containers into hazardous, non-hazardous, biodegradable, and recyclables • Proper disposal of spent containers of hazardous materials and expired/unused materials through a third-party DENR licensed/accredited haulers

What are the Opportunity/ies Identified?		
<ul style="list-style-type: none"> • <i>Cost savings</i> • <i>Used vegetable oil can be used as biodiesel once undergone proper process by an accredited Hazardous waste treater.</i> 		

Effluents

Disclosure	Quantity	Units
Total volume of water discharges	5,573,224.66	Cubic meters
Percent of wastewater recycled	0.04	%

What is the impact and where does it occur? What is the organization's involvement in the impact?	Which stakeholders are affected?	Management Approach
<ul style="list-style-type: none"> • <i>Wastewater generation</i> • <i>Wastewater discharge</i> • <i>If left under-treated, may lead to destruction of ecosystem in the water.</i> • <i>The impact of effluent occurs through the discharge of water, which is interconnected to the Sewage Treatment Plant (STP) of MEPZ for treatment. This impact is localized to the areas where the organization operates, particularly in the discharge points and the downstream receiving environment.</i> • <i>The organization is directly involved in the discharge of water as part of its operational processes. The discharged water is sent to the STP of MEPZ for treatment.</i> 	<ul style="list-style-type: none"> • <i>Employees</i> • <i>Shareholders</i> • <i>Customers</i> • <i>Community</i> • <i>Regulatory bodies overseeing environmental standards.</i> 	<ul style="list-style-type: none"> • <i>Adopted appropriate and effective wastewater treatment technologies</i> • <i>Properly operated wastewater treatment facilities</i> • <i>Adopted "treat-at-point source" strategy</i> • <i>Regularly monitored wastewater quality being discharged</i> • <i>Established in-house testing laboratories for wastewater quality monitoring</i> • <i>Monitoring of effluent parameters and comply with the conditions stated in the Discharged Permit.</i> • <i>Regular effluent sampling to monitor the parameters and make a corrective action/s.</i> • <i>Invest in equipment to make the treated effluent more useful rather</i>

<p>Bulk Operation</p> <p>Impacts:</p> <p><i>Effluents discharged into water bodies can contain pollutants, chemicals, or contaminants that may harm aquatic ecosystems, affect water quality, and pose risks to aquatic life.</i></p>	<p>Local Communities:</p> <p><i>Residents living near the discharge point may experience changes in water quality, potentially affecting their access to clean water and overall well-being.</i></p>	<p><i>than throwing it on the water surface.</i></p> <ul style="list-style-type: none"> • <i>The organization is committed to ensuring strict compliance with the standard limits set by MEPZ (Mactan Economic Processing Zone) authority and the Environmental Health Safety Division (EHSD) regarding water discharges. This involves monitoring and managing the quality and quantity of water released to meet environmental regulations.</i> • <i>Continuous monitoring of effluent quality and quantity to identify and mitigate potential risks. Implementing corrective measures promptly in case of deviations from set standards to minimize adverse effects on the environment.</i> • <i>Actively identifying and pursuing opportunities for sustainable water management, such as exploring water recycling initiatives, adopting water-efficient technologies, and engaging stakeholders in water conservation practices. This may contribute to both environmental sustainability and positive community relations.</i> • <i>Implementing measures to reduce or treat effluents before discharge, adopting cleaner production methods, and optimizing manufacturing processes.</i> • <i>Regularly monitoring effluent quality, ensuring compliance with discharge</i>
---	---	--

<p><i>If effluents are not properly managed, they may infiltrate the soil, leading to contamination and potential harm to soil ecosystem.</i></p> <p><i>Effluents containing hazardous substances can pose risks to human health if they contaminate water sources used for drinking or if there is direct exposure.</i></p> <p>Direct Impact:</p> <ul style="list-style-type: none"> Industrial Processes: <i>The organization is directly involved in generating effluents through its industrial processes.</i> 	<p>Employees</p> <p>Customers and Consumers</p> <p>Government and Public Authorities</p> <p>Fishing and Aquaculture Industries: <i>Effluent discharges into water bodies may affect fisheries and aquaculture operations, leading to potential economic losses.</i></p>	<p><i>limits, and promptly addressing any regulatory concerns</i></p> <ul style="list-style-type: none"> <i>Implementing environmental management systems, conducting environmental impact assessments, and investing in sustainable technologies</i> <i>Participating in community outreach programs, providing information on environmental impact, and incorporating community feedback into decision-making</i>
<p>What are the Risk/s Identified?</p>		
<ul style="list-style-type: none"> <i>Contamination of land and water bodies</i> <i>Suspension/revocation of discharge permit.</i> <i>May lead to various health conditions.</i> <i>The discharge of polluted water poses a significant threat to aquatic ecosystems, potentially resulting in adverse effects on marine life, contamination of water sources, and violations of environmental regulations.</i> <p>Environmental Pollution: <i>Contamination of water bodies and soil, leading to adverse effects on ecosystems, biodiversity, and overall environmental health.</i></p> <p>Regulatory Non-Compliance: <i>Violating environmental regulations related to effluent discharge limits, leading to fines, legal actions, and reputational damage.</i></p>	<p>Local Communities</p> <p>Employees</p> <p>Customers and Consumers</p> <p>Government and Public Authorities</p>	<ul style="list-style-type: none"> <i>Conduct regular monitoring of effluent quality to ensure compliance with environmental standards.</i> <i>Stay informed about and comply with local, national, and international environmental regulations.</i> <i>Communicate transparently with local communities about water quality monitoring results.</i>

<ul style="list-style-type: none"> • Public Health Risks: Contamination of water sources used for drinking or recreation, leading to health risks for local communities 	<p>Fishing and Aquaculture Industries</p>	<ul style="list-style-type: none"> • Establish and adhere to internal policies that align with legal requirements.
<p>What are the Opportunity/ies Identified?</p>		
<ul style="list-style-type: none"> • Reduction of demand for fresh water • Additional revenue from treated wastewater reuse • Well-treated effluent can be used as another source of potable water when undergone a reverse osmosis procedure or irrigation in a farm lot. • Opportunities may include exploring innovative water treatment technologies, water reuse initiatives, or community engagement programs related to water conservation. 	<p>Local Communities</p>	
<ul style="list-style-type: none"> • Promoting Employee Water Conservation: Encouraging employees to adopt water conservation habits within the workplace. • Engaging in Collaborative Water Stewardship: Collaborating with local communities, NGOs, and other stakeholders for joint water stewardship initiatives 	<p>Employees</p> <p>Customers and Consumers</p> <p>Government and Public Authorities</p> <p>Fishing and Aquaculture Industries</p>	<ul style="list-style-type: none"> • Launch awareness campaigns on water conservation. • Developing Contingency Plans for Water Scarcity • Engage in dialogue with community leaders and environmental organizations.

Environmental compliance

Non-compliance with Environmental Laws and Regulations

Disclosure	Quantity	Units
Total amount of monetary fines for non-compliance with environmental laws and/or regulations	none	PhP
No. of non-monetary sanctions for non-compliance with environmental laws and/or regulations	1	instance
No. of cases resolved through dispute resolution mechanism	1	instance

What is the impact and where does it occur? What is the organization's involvement in the impact?	Which stakeholders are affected?	Management Approach
<ul style="list-style-type: none"> • <i>Acquisition of Environmental Compliance Certificate</i> • <i>Pollution</i> <ul style="list-style-type: none"> - <i>Air</i> - <i>Water</i> - <i>Land</i> 	<ul style="list-style-type: none"> • <i>Employees</i> • <i>Shareholders</i> • <i>Customers</i> • <i>Community</i> 	<ul style="list-style-type: none"> • <i>Necessary permits were acquired and other government requirements are met prior to implementation of programs /projects</i> • <i>Ensured strict compliance to government environmental laws and regulations</i>
What are the Risk/s Identified?		
<ul style="list-style-type: none"> • <i>Business stoppage</i> 		
What are the Opportunity/ies Identified?		
-NONE-		

SOCIAL

Employee Management

Employee Hiring and Benefits

Employee data

Disclosure	Quantity	Units
Total number of employees ⁴	5,577	
a. Number of female employees	2,495	#
b. Number of male employees	3,082	#
Attrition rate ⁵	11%	rate
Ratio of lowest paid employee against minimum wage	0.45 : 1	ratio

Employee benefits

List of Benefits	Y/N	% of female employees who availed for the year	% of male employees who availed for the year
SSS	Y	26%	32%
PhilHealth	Y	19%	19%
Pag-ibig	Y	20%	26%
Parental leaves	Y	4%	2%
Vacation leaves	Y	43%	66%
Sick leaves	Y	40%	47%
Medical benefits (aside from PhilHealth))	Y	29%	38%
Housing assistance (aside from Pag-ibig)	N	0%	0%
Retirement fund (aside from SSS)	Y	0%	0.25%
Further education support	N	0%	0%
Company stock options	N	0%	0%
Telecommuting	Y	11%	18%
Flexible-working Hours	Y	2%	6%
(Others)	N	0%	0%

What is the impact and where does it occur? What is the organization's involvement in the impact?	Management Approach
<ul style="list-style-type: none"> <i>The company ensures that all benefits are available to its employees and all government</i> 	<ul style="list-style-type: none"> <i>Strict monitoring of the availment and administration of benefits.</i>

⁴ Employees are individuals who are in an employment relationship with the organization, according to national law or its application ([GRI Standards 2016 Glossary](#))

⁵ Attrition rate = (no. of new hires – no. of turnover)/(average of total no. of employees of previous year and total no. of employees of current year)

<p><i>mandated contributions are being processed on time as mandated by the Philippine law.</i></p> <ul style="list-style-type: none"> • <i>Employee benefits motivate workers thus increasing productivity and loyalty towards the Company.</i> • <i>It can help the company to differentiate business from its competitors.</i> 	<ul style="list-style-type: none"> • <i>Strict monitoring in the monthly payment of the government-mandated contributions.</i> • <i>The organization is actively involved in providing a range of benefits to its employees, aiming to create a positive work environment, enhance job satisfaction, and contribute to the overall success of the business.</i> • <i>Management addresses the concerns via the climate survey conducted yearly. Town hall meeting conducted every quarter to update employees of the company's performance.</i>
<p>What are the Risk/s Identified?</p>	<p>Management Approach</p>
<ul style="list-style-type: none"> • <i>Employees have a tendency to be complaisant since the benefits are readily available to them.</i> • <i>Tendency to exhaust all loan benefits resulting to low monthly income.</i> • <i>Turnover rate may increase if the employees are not satisfied with the benefits available to them.</i> • <i>Some employees are not well informed of the available benefits.</i> 	<ul style="list-style-type: none"> • <i>Strict monitoring of the availment of benefits.</i> • <i>Information dissemination on the available benefits to all employees.</i> • <i>Management to continue implementing strategies to enhance existing benefits that may contribute to an increase in employee satisfaction and retention.</i>
<p>What are the Opportunity/ies Identified?</p>	<p>Management Approach</p>
<ul style="list-style-type: none"> • <i>To further improve employee benefit on top of what is already provided.</i> • <i>Unilateral application of all employee benefits across all subsidiaries.</i> 	<ul style="list-style-type: none"> • <i>To study and re-evaluate existing policy on employee benefits and look for areas to improve.</i> • <i>Management to continue giving importance to employee feedback for the improvement of the existing benefit and to ensure that the company is updated on the latest employee benefit trends that may help increase engagement and retention of its employees.</i>

Employee Training and Development

Disclosure	Quantity	Units
Total training hours provided to employees		
a. Female employees	7,048.06	hours
b. Male employees	4,215.39	hours
Average training hours provided to employees		
a. Female employees	14.04	hours/employee
b. Male employees	13.58	hours/employee

What is the impact and where does it occur? What is the organization's involvement in the impact?	Management Approach
<ul style="list-style-type: none"> • <i>Providing training to employees ensures continuous learning and the acquisition of new skills on the part of the employees. The ultimate benefit will be to the organization if employees continuously learn new skills.</i> • <i>Classroom and actual training is being given to all employees prior to deployment as needed/required by client airlines in the aviation industry.</i> • <i>Developing more skilled employees also increases the productivity of the company.</i> 	<ul style="list-style-type: none"> • <i>The organization is actively involved in providing training and development opportunities to its employees, recognizing the importance of continuous learning for skill enhancement and professional growth.</i>
What are the Risk/s Identified?	Management Approach
<ul style="list-style-type: none"> • <i>It is highly possible that employees would seek for a better job opportunity if and when their skills are enhanced.</i> • <i>Some employees would want a salary increase to commensurate the new skills learned.</i> • <i>Insufficient budget or resources for training may result in cut corners, leading to inadequate training quality.</i> • <i>Poorly designed or executed training programs may not meet the intended learning objectives, resulting in wasted resources and minimal impact on employee performance.</i> 	<ul style="list-style-type: none"> • <i>To discourage employees from seeking employment elsewhere after receiving training, the management ensures that the employees has a clear vision of their career path.</i> • <i>The Management conducts a yearly review of the pay structure to make sure that the employee's salary is commensurate with their skills and experience.</i> • <i>Continued evaluation for internal candidates for succession planning purposes.</i> • <i>The company allocates appropriate resources, prioritize training needs, and explore cost-effective training solutions, such as online platforms or internal expertise.</i>

	<ul style="list-style-type: none"> The company conducts thorough needs assessments, employ skilled trainers, and regularly evaluate and update training content based on feedback.
What are the Opportunity/ies Identified?	Management Approach
<ul style="list-style-type: none"> Management will have assurance that its employees are among the best in the industry and has a competitive salary package. Training provides an opportunity to enhance the skills and competencies of employees, making them more proficient in their roles. Employee will become more productive with less supervision. Effective training and development programs can foster employee loyalty and reduce turnover. This opportunity aligns with the organization's goal of retaining skilled and dedicated employees. Implementing effective performance management systems and providing regular feedback contribute to employee growth and development. 	<ul style="list-style-type: none"> Management considers employee training and development as part of its corporate goals. The company provides developmental assignments or projects to its employees to give opportunity for growth. To initiate more programs that are beneficial to employees. These programs may include career development opportunities, mentorship programs, and initiatives that support work-life balance. By investing in the well-being and professional growth of employees, the organization aims to create a positive and supportive workplace, ultimately fostering loyalty and reducing turnover.

Labor-Management Relations

Disclosure	Quantity	Units
% of employees covered with Collective Bargaining Agreements	N/A	%
Number of consultations conducted with employees concerning employee-related policies	689	#

What is the impact and where does it occur? What is the organization's involvement in the impact?	Management Approach
<ul style="list-style-type: none"> Since the Company is unorganized, a Collective Bargaining Agreement or CBA has no impact. 	<ul style="list-style-type: none"> To establish an open line of communication with the employees and to make sure that their grievances are properly addressed. Company policy rules and regulation must be clear to all employees to minimize or prevent misunderstandings.

What are the Risk/s Identified?	Management Approach
<ul style="list-style-type: none"> <i>An unorganized establishment would always be at risk of being organized anytime.</i> 	<ul style="list-style-type: none"> <i>Management should always be attentive to the sentiments of its employees.</i> <i>Management has adopted an “open door policy” whereby positive suggestions from employees will be entertained. Suggestions that tend to improve the quality of work, increase productivity, or to create better conditions of employment are most welcome.</i>
What are the Opportunity/ies Identified?	Management Approach
<ul style="list-style-type: none"> <i>Management and employees should continuously have an open communication and develop rapport and coherence with regards to the company’s rules and regulations.</i> 	<ul style="list-style-type: none"> <i>The Management fosters an environment or venue for employees to air their grievances.</i> <i>The Management offers counselling on problems relating to employment, policies, rules and regulations. The HRD shall assist and give counsel to its employees.</i>

Diversity and Equal Opportunity

Disclosure	Quantity	Units
% of female workers in the workforce	31.34%	%
% of male workers in the workforce	68.66%	%
Number of employees from indigenous communities and/or vulnerable sector*	33	#

**Vulnerable sector includes, elderly, persons with disabilities, vulnerable women, refugees, migrants, internally displaced persons, people living with HIV and other diseases, solo parents, and the poor or the base of the pyramid (BOP; Class D and E).*

What is the impact and where does it occur? What is the organization’s involvement in the impact?	Management Approach
<ul style="list-style-type: none"> <i>The Management is committed to gender equality giving the same privileges and equal job opportunities to all.</i> <i>Ensure women’s full and effective participation and equal opportunities for leadership at all levels of decision making within the organization.</i> <i>The company ensures a diverse and inclusive workplace to positively influence employee</i> 	<ul style="list-style-type: none"> <i>The company has taken suitable measures in implementing policies that will give equal opportunities for all employees.</i> <i>The company is paying equal remuneration and benefits for work of equal value to all its employees regardless of gender.</i>

<i>engagement and morale, creating a sense of belonging and acceptance.</i>	<ul style="list-style-type: none"> <i>The company has established inclusive policies, fostering a culture of respect and belongingness that contribute to high levels of engagement.</i>
What are the Risk/s Identified?	Management Approach
<ul style="list-style-type: none"> <i>The identified risk is the potential for disputes arising due to differences in backgrounds, religions, and cultures among employees. These differences may lead to misunderstandings or conflicts within the workforce.</i> <i>Limitations to hiring of persons with identified medical challenges that would not allow them to be assigned in certain positions in the organization.</i> <i>Diversity initiatives may inadvertently create tensions or divisions among employees if not implemented thoughtfully.</i> 	<ul style="list-style-type: none"> <i>The company ensures that it is observing gender-sensitive HR policies. Thus, giving equal opportunities to all.</i> <i>The company has established a zero-tolerance policy towards all forms of violence, discrimination, and harassment.</i> <i>The company ensures communication, cultural sensitivity training, and a strong commitment to fostering an inclusive workplace. Grievance mechanisms are in place to address and resolve any disputes promptly, ensuring a harmonious work environment.</i>
What are the Opportunity/ies Identified?	Management Approach
<ul style="list-style-type: none"> <i>A gender-balanced and diversified environment will be conducive to equal opportunities to for all employees to work hand in hand with the company towards reaching their corporate goals thru creativity and sharing of new ideas.</i> <i>Having a diverse workforce allows for different ideas, processes, and insights, which can be beneficial to the work being performed. Diversity fosters creativity and innovation, leading to improved problem-solving and business outcomes.</i> 	<ul style="list-style-type: none"> <i>The company has implemented programs that actively encourage diversity. This includes recruitment strategies that attract a diverse pool of candidates, training programs that promote inclusivity, and initiatives to create a culture where all employees feel valued and respected. These efforts contribute to a workplace that thrives on the unique perspectives and talents of its diverse workforce.</i>

Workplace Conditions, Labor Standards, and Human Rights

Occupational Health and Safety

Disclosure	Quantity	Units
Safe Man-Hours	10,993,353.78	Man-hours
No. of work-related injuries	37	#
No. of work-related fatalities	1	#
No. of work related ill-health	12	#
No. of safety drills	22	#

What is the impact and where does it occur? What is the organization's involvement in the impact?	Management Approach
<ul style="list-style-type: none"> • <i>A safe and healthy workplace ensures efficiency and high productivity amongst its employees.</i> • <i>With the Safety & Health Workplace policy of the company, employees are assured that they have a good working environment.</i> • <i>OSH department conducts safety-related programs on medical and work methods as required by the local government and its clients.</i> 	<ul style="list-style-type: none"> • <i>Compliance to regulatory requirements and to labor laws on Occupational Safety and Health</i> • <i>The company actively participates in managing occupational health and safety by tracking safe man-hours, monitoring work-related injuries and ill-health, conducting safety drills, and implementing measures to prevent accidents and fatalities.</i> • <i>The company places emphasis on training employees to raise awareness about potential incidents and accidents. Additionally, a Safety & Security Officer is designated to conduct risk assessments and implement preventive measures to ensure a safe working environment.</i>
What are the Risk/s Identified?	Management Approach
<ul style="list-style-type: none"> • <i>Possible non-compliance to the requirement leading to unsafe working conditions, accidents of workforce, or non-issuance of permits.</i> • <i>Management should classify which areas are risk-prone compared to others and provide the necessary policy to minimize or address the risk involved.</i> • <i>The identified risk is the potential for electrical faults or faulty wiring leading to fire, equipment malfunctions, and machinery accidents.</i> • <i>High stress levels due to excessive workload, unrealistic expectations, or poor management practices can negatively impact employee well-being.</i> 	<ul style="list-style-type: none"> • <i>Continued compliance to regulatory requirements and to labor laws on Occupational Health and Safety.</i> • <i>Proper labelling and wearing of Personal Protective Equipment should be a mandatory practice.</i> • <i>The management conducts regular safety inspections, employee training on safety protocols and prompt correction of identified hazards.</i> • <i>Continuously conduct safety drills that will adhere to the safety and health protocols during disaster.</i> • <i>The company imposes a routine for maintenance personnel to conduct daily, monthly, and yearly checks on all possible issues, including electrical systems, buildings, and vehicles. This proactive approach aims to prevent accidents and ensure the safety of employees.</i> • <i>The company ensures compliance on the required working hours, promoting work-</i>

	<i>life balance, and adhering to legal regulations on working hours.</i>
What are the Opportunity/ies Identified?	Management Approach
<ul style="list-style-type: none"> <i>To further improve efficiency and productivity through providing a safe work environment.</i> <i>Wellness opportunities contributory to the improvement of performance of the workforce.</i> 	<ul style="list-style-type: none"> <i>To ensure compliance in government regulations regarding health and safety.</i> <i>The use of Safety Hazard & Security forms, employees and management can now easily identify and classify the risks and report it to the authorities for prevention.</i> <i>The company regularly conducts safety audits and trainings.</i> <i>Actively listen to employee feedback to enhance overall workplace condition.</i> <i>Prioritizing employee well-being through wellness programs supports physical and mental health, reducing absenteeism and promoting a positive workplace culture.</i>

Labor Laws and Human Rights

Disclosure	Quantity	Units
No. of legal actions or employee grievances involving forced or child labor	0	#

Do you have policies that explicitly disallows violations of labor laws and human rights (e.g. harassment, bullying) in the workplace?

Topic	Y/N	If Yes, cite reference in the company policy
Forced labor	Y	*Found on MACS Employee Handbook
Child labor	Y	*Found on MACS Employee Handbook
Human Rights	Y	*Policy on Against Fellow Employee/Authority found in the MAC, MACS and MASCORP Employee Handbook.

What is the impact and where does it occur? What is the organization's involvement in the impact?	Management Approach
<ul style="list-style-type: none"> <i>The data reflects the organization's strict compliance to labor laws and related government issuances regarding Labor and Human Rights.</i> 	<ul style="list-style-type: none"> <i>To continue its current practice and at the same time look for possible areas to improve.</i>

<ul style="list-style-type: none"> The DOLE Certificate of Labor Standard issued to the company is a proof that the company is adhering to the Philippine Labor Laws. 	<ul style="list-style-type: none"> For the company to continue to adhere and be updated with the latest rules and regulations of DOLE. The company ensures the implementation of due process.
What are the Risk/s Identified?	Management Approach
<ul style="list-style-type: none"> Employees may not be aware of the company policies or have forgotten it during their employment. 	<ul style="list-style-type: none"> Conduct employee orientation and refresher courses to establish the company policies to all its employees. Management exercises an “open door policy” wherein employees are encouraged to discuss their concerns relating to their employment, policies or tasks assigned.
What are the Opportunity/ies Identified?	Management Approach
<ul style="list-style-type: none"> Government or private sector recognition as well as less exposure to labor or other cases. 	<ul style="list-style-type: none"> To continue its current practice and at the same time look for possible areas to improve. Establish policies that would secure the interest of its employees.

*Against Fellow Employee/Authority	Corrective Action				
	1 st	2 nd	3 rd	4 th	5 th
1. Making false and malicious accusations (libel) against co-workers or fellow employees.	3	15	D		
3. Provoking a fight, inflicting injury, intimidating, threatening, insulting, and harassing a co-employee for any reason at anytime within the Company premises.	7	15	D		
4. Discourtesy and disrespectful acts towards superior, company visitors, representative or fellow employee.	7	15	D		

Supply Chain Management

Do you have a supplier accreditation policy? If yes, please attach the policy or link to the policy:

Yes, supplier must accomplish/comply with the accreditation requirement checklist (including the Supplier Accreditation Info Sheet (SAIF))

Do you consider the following sustainability topics when accrediting suppliers?

Topic	Y/N	If Yes, cite reference in the supplier policy
Environmental performance	Y	<ul style="list-style-type: none"> Reference is made in the SAIF to determine if supplier is ISO Certified and has passed environment programs Environment Management Program Submission of Sanitary Permit; DENR Compliance
Forced labor	N	
Child labor	N	
Human rights	N	
Bribery and corruption	Y	<ul style="list-style-type: none"> Supplier signs an Oath of Integrity, which highlights the ethics and moral guidelines that each supplier should adhere to.

<p>What is the impact and where does it occur? What is the organization's involvement in the impact?</p> <ul style="list-style-type: none"> The more we require our suppliers to conform with our procurement regulations, better coordination is achieved. Proper evaluation and selection of compliant supplier. Non-Compliance from Suppliers & Service providers (Supply chain) – Continuing communication with Suppliers & Service providers on compliance to above topics / requirements (with emphasis that monitoring / surveillance is not just documentary requirement compliance but will also include audits / inspections) 	<p>Management Approach</p> <ul style="list-style-type: none"> To see to it that all our accredited suppliers are compliant with our requirements. Oath of Integrity, Working Conditions Communication, Compliance to Documentary Requirements, Audits, Inspections
<p>What are the Risk/s Identified?</p> <ul style="list-style-type: none"> Non-compliant suppliers may lead to more DOLE, DTI, BIR, SEC, and other related case exposure Supplier Risk- Lack of offers from suitable vendors which can result to higher prices of goods and services or loss business opportunities Over/under forecasting of needs. Failure to forecast, plan and consult with end users which can result in delay in lead time and/or disrupted delivery schedules. 	<p>Management Approach</p> <ul style="list-style-type: none"> Assign personnel to monitor and evaluate supplier's compliance with procurement guidelines Establish and develop a wider base of suppliers by securing firm contracts More efficient procurement planning and forecasting <ul style="list-style-type: none"> a) Active collaboration between purchasing and the requesting departments. b) Procurement Planning- Identifying and consolidating requirements c) Determine just in time schedules

	<ul style="list-style-type: none"> Development of Audit & Inspection Checklists focused on above topics / requirements to be used as Assessment / Verification tools at least after 6 months of Supplier / Service provider commitment to above topics / requirements
What are the Opportunity/ies Identified?	Management Approach
<ul style="list-style-type: none"> Activities are within legal framework. Strengthening of Organizational Communication & Compliance of Suppliers & Service providers 	<ul style="list-style-type: none"> Create a team to monitor from time to time the compliance of all suppliers. Conduct spot audit. Inclusion of above in Management Review & during Top Management meetings; Development of Scoreboard as Supplier / Service provider Performance tool

Relationship with Community

Significant Impacts on Local Communities

Operations with significant (positive or negative) impacts on local communities (exclude CSR projects; this has to be business operations)	Location	Vulnerable groups (if applicable)*	Does the particular operation have impacts on indigenous people (Y/N)?	Collective or individual rights that have been identified that or particular concern for the community	Mitigating measures (if negative) or enhancement measures (if positive)
<i>Securing of Certificates for Benefits Availment</i>	<i>Local Barangay/ Municipality</i>	<i>Applicable for Solo Parents</i>	<i>N</i>	<i>Compliance to the Solo Parent Act</i>	<i>Enhancement measures</i>
<i>Securing of HALAL Development Institute of the Phils. (HDIP) Certificate</i>	<i>Local Islam Community</i>	<i>N/A</i>	<i>Y</i>	<i>Requirements for employee HALAL crew.</i>	<i>Enhancement measures</i>
<i>Securing Bureau of Quarantine – Yellow Cards</i>	<i>BOQ</i>	<i>All employees</i>	<i>N</i>	<i>Requirement for Food Handlers within Airport premises</i>	<i>Enhancement measures</i>

<i>Continued certification for TESDA Apprenticeship program</i>	<i>TESDA Office</i>	<i>All Apprentices</i>	<i>N</i>	<i>Continued accreditation for assessment</i>	<i>Enhancement measures</i>
<i>Certificate of No Objection to water project</i>	<i>LGU's,</i>	<i>Community</i>		<i>Water Rights</i>	<i>Enhancement measures</i>

**Vulnerable sector includes children and youth, elderly, persons with disabilities, vulnerable women, refugees, migrants, internally displaced persons, people living with HIV and other diseases, solo parents, and the poor or the base of the pyramid (BOP; Class D and E)*

For operations that are affecting IPs, indicate the total number of Free and Prior Informed Consent (FPIC) undergoing consultations and Certification Preconditions (CPs) secured and still operational and provide a copy or link to the certificates if available: _____

Certificates	Quantity	Units
FPIC process is still undergoing		#
CP secured		#

What are the Risk/s Identified?	Management Approach
<ul style="list-style-type: none"> <i>Dent in the community relation</i> 	<ul style="list-style-type: none"> <i>Open communication and CSR activities</i>
What are the Opportunity/ies Identified?	
<ul style="list-style-type: none"> <i>Establishing and strengthening the relations with the local community sectors</i> 	

Customer Management

Customer Satisfaction

Disclosure	Score	Did a third party conduct the customer satisfaction study (Y/N)?
Customer satisfaction	95.5%	N

What is the impact and where does it occur? What is the organization's involvement in the impact?	Management Approach
<ul style="list-style-type: none"> <i>Customer satisfaction indicates the importance of the value of the product and service provided which fulfills the clients'</i> 	<ul style="list-style-type: none"> <i>Strict compliance to service standards required and to ensure adherence to customer plans and directions. Quick to</i>

<p><i>expectations. It occurs mainly in the performance of essential services as identified by the client, with focus on the service quality of labor force, the reliability and dependability of equipment, and product quality. We ensure that service standards are met if not exceeded at a competitive price. When clients are satisfied with the services provided, they will not hesitate to extend their partnership.</i></p> <ul style="list-style-type: none"> <i>Improvement of business relationship and continuing business engagement with customer.</i> <i>Developing trust further as evidenced by a long-time partnership with clients.</i> 	<p><i>respond to demands, strategies and innovations akin to world-class service.</i></p> <ul style="list-style-type: none"> <i>Continuous coordination with customers and ensuring communication lines are open to enable clients to provide valuable feedback on services that are consider exceptional; needed to be upheld; and needed to be improved.</i> <i>We conduct the client survey annually to check on how the clients rate the service that we provide. Customer commendations and complaints are also monitored so that commitment and actions may be effected.</i> <i>Customer Management Program</i> <i>Customer Concern Report</i>
<p>What are the Risk/s Identified?</p>	<p>Management Approach</p>
<ul style="list-style-type: none"> <i>Dissatisfaction of clients. Loss of trust and confidence of clients which may lead to contract termination.</i> <i>Delayed delivery, Penalties as stipulated in Service Level Agreement.</i> <i>Clients may opt to go on tender to check available services from competitor companies.</i> <i>Competition as well as the implications brought about by the current pandemic situation. Ability to meet targets planned out at the start of the year.</i> <i>Focus on cost reduction of airlines as a result of the negative effect on the travel industry by the current pandemic</i> 	<ul style="list-style-type: none"> <i>Be available to respond in a timely manner to concerns raised by client airline and provide viable solutions that will be mutually beneficial to both parties.</i> <i>Work together with the client airlines to establish areas where in costs may be reduced without sacrificing the service level.</i> <i>Although unhappy customers won't love us if we give bad service, our competitor will. We take care of every one of our clients' need and we are rewarded with their trust and loyalty.</i> <i>Inclusion of reporting of complaints including trending to assess vulnerabilities and areas / opportunities for improvement via Top Management Meeting</i> <i>Maintain high standards and good quality services, including continued training and developing skills of personnel.</i> <i>Instill resilience from the adverse effects of the pandemic</i>
<p>What are the Opportunity/ies Identified?</p>	<p>Management Approach</p>
<ul style="list-style-type: none"> <i>Enhancement of image to which can lead to more customer airlines and managing costs to be more competitive.</i> 	<ul style="list-style-type: none"> <i>Keeping the customers satisfied helps us stand out from the competition.</i> <i>All invitations to tenders are accepted.</i>

<ul style="list-style-type: none"> • <i>Through word of mouth, our reputation as the market leader entices potential clients to invite us to tender projects/contracts.</i> • <i>Continuing Improvement via Strengthening of Programs, Policies & Procedures connected to complaints raised.</i> • <i>Business continuity and agility to exist in the new normal environment.</i> 	<ul style="list-style-type: none"> • <i>Inclusion of reporting of complaints including trending to assess vulnerabilities and areas / opportunities for improvement via Top Management Meeting</i> • <i>Focus on the development of the workforce to increase skill level through trainings and proper coaching and periodically review expenditures to ensure cost efficiency.</i> • <i>Operate a well thought-of approach in adapting to the new normal environment</i>
--	--

Health and Safety

Disclosure	Quantity	Units
No. of substantiated complaints on product or service health and safety*	2 (Local)	#
No. of complaints addressed	2 (Local)	#

**Substantiated complaints include complaints from customers that went through the organization’s formal communication channels and grievance mechanisms as well as complaints that were lodged to and acted upon by government agencies.*

What is the impact and where does it occur? What is the organization’s involvement in the impact?	Management Approach
<ul style="list-style-type: none"> • <i>Food safety complaints’ impact is on customer satisfaction and compliance to regulatory and statutory requirements. Occurrence is within the food supply chain from raw material source, processing until delivery of the products.</i> • <i>Reported employees not wearing PPEs, Face Mask during Work Schedule</i> 	<ul style="list-style-type: none"> • <i>We follow and comply with:</i> <ol style="list-style-type: none"> <i>Quality and Food Safety Management Systems</i> <i>Regulatory and statutory requirements</i> <i>Customers standards</i> • <i>Reiteration memo on COVID health and safety practices in the workplace (MAC HO HRA Inter-Office Memorandum [IOM] 2022-19), Provided Health Teaching bulletin advisory, Health Declaration advisory</i>
What are the Risk/s Identified?	Management Approach
<ul style="list-style-type: none"> • <i>Loss of customer; Lawsuits; Cease and desist order from regulatory agencies.</i> • <i>Employees are prone to COVID infection.</i> • <i>Employee hygiene and safety.</i> 	<ul style="list-style-type: none"> • <i>Implementation of the Quality and Food Safety Systems</i> • <i>Reiteration memo on COVID health and safety practices in the workplace (MAC HO HRA Inter-Office Memorandum [IOM] 2022-19), Provided Health Teaching bulletin advisory, Health Declaration advisory</i>

	<ul style="list-style-type: none"> • <i>Deliberate efforts to promote and practice employee core values and instill excellence in service delivery.</i>
What are the Opportunity/ies Identified?	Management Approach
<ul style="list-style-type: none"> • <i>Better customer service</i> • <i>Open communication with regulatory agencies</i> • <i>Employees realization on the seriousness of COVID affecting himself/herself and also, the workplace.</i> • <i>Employees adapting to the New Normal</i> • <i>Review business process and enhance the quality of service</i> 	<ul style="list-style-type: none"> • <i>Feedback mechanism; immediate actions on issues</i> • <i>Affiliations/ membership with organizations related to the business circle.</i> • <i>Reiteration memo on COVID health and safety practices in the workplace (MAC HO HRA Inter-Office Memorandum [IOM] 2022-19), Provided Health Teaching bulletin advisory, Health Declaration advisory</i> • <i>Review of business framework following a four-fold approach involving processes, people, productivity, and profitability.</i>

Marketing and labelling

Disclosure	Quantity	Units
No. of substantiated complaints on marketing and labelling*	1 complaint received.	11 Foreign Airlines (catering)
No. of complaints addressed	1 – Ycls refreshment	#

**Substantiated complaints include complaints from customers that went through the organization’s formal communication channels and grievance mechanisms as well as complaints that were lodged to and acted upon by government agencies.*

What is the impact and where does it occur? What is the organization’s involvement in the impact?	Management Approach
<ul style="list-style-type: none"> • <i>Impact of hygiene-related concerns and complaints on Catering Performance Evaluation (CPE)</i> • <i>The complaints will impact us through penalties imposed on us based on the Service Level Agreements. In this case, the refreshments would not be billed to client.</i> • <i>The penalties are unplanned additional expense.</i> 	<ul style="list-style-type: none"> • <i>Strengthen Food Safety Policy; this includes a commitment to satisfy applicable food safety requirements, including statutory and regulatory requirements and mutually agreed customer requirements related to food safety. It also includes a commitment to continual improvement of the Food Safety Management System (FSMS) thereby addresses the need to ensure competencies related to food safety.</i> • <i>Staff and partners at work are reminded to adhere to the quality policy.</i>

	<ul style="list-style-type: none"> • <i>Internal process audits are being carried out.</i> • <i>Quality, quantity checks are performed on a regular basis to ensure that the meals provided meet the expectation of the clients</i>
What are the Risk/s Identified?	Management Approach
<ul style="list-style-type: none"> • <i>Complaints will impact reputation and client retention.</i> • <i>Possible demerits on Catering Performance Evaluation (CPE)</i> 	<ul style="list-style-type: none"> • <i>Operational meetings are held regularly to discuss processes and standards, its strict implementation, and its continual improvement.</i> • <i>100% compliance to Critical Control Points (CCP) monitoring by regular reviewing of relevant procedures, periodic trainings, and conscientious recording.</i> • <i>Zero (0) Food Safety- related product complaints and recalls - compliance to CCPs, strict adherence to food safety programs and procedures, awareness to GMP and personal hygiene.</i>
What are the Opportunity/ies Identified?	Management Approach
<ul style="list-style-type: none"> • <i>Client retention</i> • <i>Emerging demand for Food Safety Certification and continual improvement</i> 	<ul style="list-style-type: none"> • <i>Client concerns are acknowledged, and the Management sees to it that the complaint is addressed, and corrective actions are carried out the soonest possible time. This way, the client will feel that their feedback is important and that they are taken care of.</i> • <i>Invest on trainings and certifications related to food safety as well on the continuous pursuit of improvement of the FSMS</i> • <i>Continuous synergies with sister companies to benchmark and adapt best practices related to food safety</i>

Customer privacy

Disclosure	Quantity	Units
No. of substantiated complaints on customer privacy*	0	#
No. of complaints addressed	0	#
No. of customers, users and account holders whose information is used for secondary purposes	0	#

**Substantiated complaints include complaints from customers that went through the organization’s formal communication channels and grievance mechanisms as well as complaints that were lodged to and acted upon by government agencies.*

What is the impact and where does it occur? What is the organization’s involvement in the impact?	Management Approach
<ul style="list-style-type: none"> <i>The trustworthiness of the clients/customers to our company</i> 	<ul style="list-style-type: none"> <i>Our clients’ privacy is important. Names or personalities, ideas, recipes, and other confidential information are not shared within and outside the organization. Employees are reminded of confidentiality and the data privacy law through conducting an employees’ orientation.</i> <i>The company is committed to protecting the personal data of all its stakeholders, be they employees, business partners, stockholders, suppliers or customers. Fulfilling this commitment is an important business principle and a central condition for the company’s success.</i>
What are the Risk/s Identified?	Management Approach
<ul style="list-style-type: none"> <i>Loyalty of the client to our company.</i> 	<ul style="list-style-type: none"> <i>Information shared without client permission may result to the clients’ loss of trust.</i> <i>Data Privacy policy sets out minimum requirements for the way personal data is processed throughout the company.</i>
What are the Opportunity/ies Identified?	Management Approach
<ul style="list-style-type: none"> <i>Having a good reputation built with our existing clients gives us an opportunity to be endorsed to potential clients.</i> 	<ul style="list-style-type: none"> <i>Potential clients and customers will be eager to get to know the company and be provided by MAC Group’s services. They would keep us in mind for future tender requirements.</i> <i>The company to protect people’s privacy and prevent their data from being misused. We are aware of the potential harm caused by unlawful data processing and have therefore established a standard to minimize this risk.</i>

Data Security

Disclosure	Quantity	Units
No. of data breaches, including leaks, thefts and losses of data	0	Cases of data breaches including leaks, thefts and losses

What is the impact and where does it occur? What is the organization's involvement in the impact?	Management Approach
<ul style="list-style-type: none"> <i>Data breaches may result in significant reputational harm for companies, as they involve the unauthorized exposure of sensitive or protected corporate data often disseminated on the dark web or other online platforms. Such breaches typically lead to identity theft, inflicting considerable financial harm on affected individuals or entities.</i> 	<p><i>The company implements a comprehensive cybersecurity strategy, leveraging policies, commitments, and initiatives to manage the material topic of cybersecurity. This includes:</i></p> <ul style="list-style-type: none"> <i>Migration to Microsoft Office 365: Utilizing Microsoft's security features to protect email accounts from compromise.</i> <i>Firewall Implementation: Deploying a robust firewall to secure the network perimeter, ensuring adherence to established access policies and data protection protocols.</i> <i>Data Protection Focus: Prioritizing data protection in all security policy implementations within the network infrastructure.</i> <i>Antivirus Upgrade: Upgrading to cloud and XDR versions of antivirus software for continuous monitoring of network activity and devices, both on-site and remotely, to detect and mitigate potential threats.</i> <i>For the ground handling company, multiple layers of security are in place: Menlo Isolation Security (used for web and email isolation as protection for Ransomware and other fly by malware) & Checkpoint EDR (for endpoint and device protection).</i>
What are the Risk/s Identified?	Management Approach
<ul style="list-style-type: none"> <i>A data breach refers to a cyber-attack wherein information is illicitly acquired or extracted from a system without the consent or awareness of the system's</i> 	<ul style="list-style-type: none"> <i>The company ensures that all its security policies are up to date to ensure applicability to the ever-evolving security environment. Security patches are applied to all network equipment to optimize usage and bolster</i>

<p><i>rightful owner. Such breaches encompass incidents of data loss, leaks, and theft.</i></p>	<p><i>defense capabilities. Furthermore, data security policies undergo regular review and enhancement throughout the year to uphold their effectiveness and relevance.</i></p>
<p>What are the Opportunity/ies Identified?</p>	<p>Management Approach</p>
<ul style="list-style-type: none"> • <i>The company is always mindful of the opportunity to implement additional security measures to ensure the safety and security, not only of its data and information, but also that of its employees. In the event of a breach, recovery and restoration (data backup) is of paramount activity.</i> 	<ul style="list-style-type: none"> • <i>Constantly update user logins on VPN, strict enforcement of Password policies, continuous monitoring of system and network logs.</i> • <i>The company will always be on the lookout for applicable security solutions to ensure security of its data.</i>

UN SUSTAINABLE DEVELOPMENT GOALS

Product or Service Contribution to UN SDGs

Key products and services and its contribution to sustainable development.

Key Products and Services	Societal Value / Contribution to UN SDGs	Potential Negative Impact of Contribution	Management Approach to Negative Impact
<i>Potable Water</i>	<i>Clean Water</i>	<i>Over-extraction of water</i>	<i>Ensure availability of water and sustainable management of water</i>
<i>Treated Waste Water</i>	<i>Sanitation</i>	<i>Land, water, and air pollution</i>	<i>Conserve and sustainably use the oceans, seas, and marine resources</i>
<i>Aviation Support Services</i>	<i>Decent employment and sustainable economic growth</i>	<i>Susceptible to contamination and pollution concerns</i>	<i>Ensure sustainable consumption and production patterns</i>

* None/Not Applicable is not an acceptable answer. For holding companies, the services and products of its subsidiaries may be disclosed.

MACROASIA CORPORATION

Certified List of stockholders

As of March 31, 2024

	Holder No.	Name	No. of Shares	Percentage
1	16018907	PCD NOMINEE CORPORATION (FILIPINO)	458,642,709	23.7232350837
2	00000216	BAGUIO GOLD HOLDINGS CORPORATION	137,280,000	7.1007903285
3	00001083	CONWAY EQUITIES, INC.	132,771,600	6.8675939188
4	1036	PAN ASIA SECURITIES CORP.	77,336,602	4.0002257832
5	00000224	SOLAR HOLDINGS CORPORATION	92,040,000	4.7607571520
6	00001064	DRAGONSTAR MANAGEMENT CORP.	83,850,000	4.3371304563
7	16018906	PCD NOMINEE CORPORATION (NON-FILIPINO)	57,320,303	2.9648852940
8	16029919	PROFOUND HOLDINGS, INC.	74,100,000	3.8328129614
9	00001082	EXCELVENTURES, INC.	73,951,800	3.8251473355
10	00001081	BIGEARTH EQUITIES CORPORATION	72,540,000	3.7521221622
11	00000215	PALOMINO VENTURES, INC.	45,084,000	2.3319640965
12	00001063	MACROASIA CORPORATION	42,347,600	2.1904241588
13	00001074	ABSOLUTE HOLDINGS & EQUITIES, INC.	39,000,000	2.0172699797
14	00001078	ARTISAN MERCHANDISING CORP.	39,000,000	2.0172699797
15	00001066	CARAVAN HOLDINGS CORPORATION	39,000,000	2.0172699797
16	00001075	CLIPPER 8 REALTY & DEVELOPMENT CORP.	39,000,000	2.0172699797
17	00001076	GOLDEN PATH REALTY CORPORATION	39,000,000	2.0172699797
18	00001079	PRIMELINE REALTY, INC.	39,000,000	2.0172699797
19	00001065	QUALITY HOLDINGS, INC.	39,000,000	2.0172699797
20	00001077	SUNWAY EQUITIES, INC.	35,053,200	1.8131222577
21	00001071	BASIC OPTIONS, INC.	34,320,000	1.7751975821
22	00001072	BESTVIEW DEVELOPMENT CORP.	34,320,000	1.7751975821
23	00001073	INFINITY EQUITIES INCORPORATED	34,320,000	1.7751975821
24	00001067	KINSTON REALTY & DEVELOPMENT CORPORATION	34,320,000	1.7751975821
25	00001068	LEGACY HOLDINGS, INC.	34,320,000	1.7751975821
26	00001069	PRIMA EQUITIES & INVESTMENTS CORP.	34,320,000	1.7751975821
27	00001070	WINSOR MERCHANDISING CORP.	34,320,000	1.7751975821
28	00000217	WONDEROAD CORPORATION	12,500,000	0.6465608909
29	00000222	HARRTAN REALTY CORPORATION	3,900,000	0.2017269980
30	00000096	CA/1001-064711	3,120,000	0.1613815984
31	00001034	GREGORIO M. BATILLER, JR.	1,560,000	0.0806907992
32	00001102	IRENE TAN LUY	1,560,000	0.0806907992
33	00001104	JESELYN TAN YU	1,560,000	0.0806907992
34	00001101	ROWENA TAN CHUA	1,300,000	0.0672423327
35	00001100	SHEILA TAN PASCUAL	1,560,000	0.0806907992
36	00001103	VIVIENNE K. TAN	1,560,000	0.0806907992
37	01029387	ASIA LINK HOLDINGS PTE. LTD.	838,580	0.0433754426
38	00000016	AGNES M. ZULUETA	592,800	0.0306625037
39	01029381	ANSELMO, TRINIDAD & CO., INC.	473,694	0.0245017612
40	00001028	FLORENTINO M. HERRERA III	358,800	0.0185588838
41	00000044	LEONARDO T. SIGUION-REYNA	312,000	0.0161381598
42	00000201	BENJAMIN TIONG SIN AI	234,000	0.0121036199
43	00000037	EMILIO C. YU	195,000	0.0100863499

44	00000129	ANTONIO B. CHENG	195,000	0.0100863499
45	02013026	JAIME J. BAUTISTA	195,000	0.0100863499
46	03029360	JOSEPH T. CHUA	195,000	0.0100863499
47	20014304	LUCIO K. TAN, JR.	195,000	0.0100863499
48	20014296	MARIANO C. TANENGLIAN	195,000	0.0100863499
49	00000153	MOTORTRADE NATIONWIDE CORPORATION	195,000	0.0100863499
50	26000971	LOZANO A. TAN	179,400	0.0092794419
51	15006496	DIONISIO ONG	174,096	0.0090050932
52	04011433	CARLOS DYHONGPO	162,240	0.0083918431
53	00001059	BEN C. TIU	156,000	0.0080690799
54	00001061	CARMEN K. TAN	156,000	0.0080690799
55	00001031	ENRIQUE M. ABOITIZ, JR.	156,000	0.0080690799
56	06016410	HECTOR FLORENTO	156,000	0.0080690799
57	00000148	JOSEPH LIM A/C ILIMJS01	156,000	0.0080690799
58	00001088	LUCIO C. TAN	156,000	0.0080690799
59	00001108	LUCIO CHEN TAN III	156,000	0.0080690799
60	00001087	MARIXI R. PRIETO	156,000	0.0080690799
61	00001089	MICHAEL G. TAN	156,000	0.0080690799
62	00001093	SAMUEL CANG UY	156,000	0.0080690799
63	19026065	GEORGE SYCIP	125,000	0.0064656089
64	00001107	KYLE ELLIS CHEN TAN	124,800	0.0064552639
65	00001109	EDUARDO TAN LUY	120,000	0.0062069846
66	00000076	ANNIE CHU CHUA	39,200	0.0020276150
67	10004837	JOSEPH CHUA & CO., INC.	108,357	0.0056047519
68	123	BONIFACIO YAO	93,600	0.0048414480
69	00000079	ANGEL DY	78,000	0.0040345400
70	00000213	ANTONIO S. DY (VSK-38)	76,440	0.0039538492
71	00000068	LO LAN YING	73,320	0.0037924676
72	15006503	ONG SECURITIES CORPORATION	54,108	0.0027987293
73	20014234	GEORGE D. TAN	53,976	0.0027919017
74	09005658	IMPERIAL, DE GUZMAN, ABALOS & CO., INC.	49,998	0.0025861401
75	09005662	I. ACKERMAN & CO., INC.	47,080	0.0024352069
76	26000965	TEE LING KIAT &/OR LEE LIN HO	39,390	0.0020374427
77	00000144	MA. THERESA T. DEFENSOR A/C IDEFMA01	39,000	0.0020172700
78	05004812	E. SANTAMARIA & CO., INC.	38,906	0.0020124078
79	05004815	EBC SECURITIES CORPORATION	37,050	0.0019164065
80	07015615	G.D. TAN & CO., INC.	35,232	0.0018223707
81	18014969	R. COYIUTO SECURITIES, INC.	35,175	0.0018194223
82	26000950	ZENAID YAP GO	35,100	0.0018155430
83	13017308	MARIANO YU & CO., INC.	33,360	0.0017255417
84	02013022	BA SECURITIES, INC.	31,200	0.0016138160
85	08012218	LILY S. HO	31,200	0.0016138160
86	19026055	SECURITIES SPECIALIST, INC.	30,763	0.0015912122
87	03029265	NENITA CHING	28,080	0.0014524344
88	23001748	WEE AH KEE	27,150	0.0014043303
89	01029379	ANSALDO, GODINEZ & CO., INC.	21,554	0.0011148779
90	00000140	KENNETH C. ASUNCION A/C IASUKE01	23,400	0.0012103620
91	01029388	ASIAN APPRAISAL HOLDINGS, INC.	22,285	0.0011526888

92	20003848	TIONG SECURITIES, INC.	21,933	0.0011344816
93	04009245	DAVID GO SECURITIES CORP.	21,184	0.0010957397
94	21005981	ALFONSO UY	20,841	0.0010779980
95	10004841	J.T. FLORES JR. & CO., INC.	19,562	0.0010118419
96	00000158	OSCAR NG TAN	19,500	0.0010086350
97	26000924	RAYMUNDO R. VALENZUELA	19,500	0.0010086350
98	18014965	R & L INVESTMENT, INC.	17,877	0.0009246855
99	08012172	H. E. BENNETT SECURITIES, INC.	17,680	0.0009144957
100	18014970	R. C. LEE SECURITIES, INC.	17,316	0.0008956679
101	19026058	S. M. VALDEZ SECURITIES CORP.	16,738	0.0008657709
102	00000064	CRISTINA ENRIQUEZ	15,600	0.0008069080
103	00000092	FLORDELIZ KWAN	15,600	0.0008069080
104	00000083	JAMES KO LIM	15,600	0.0008069080
105	26000949	NG, JAMES O. &/OR ELSIE Y. NG	15,600	0.0008069080
106	12016121	LMST SECURITIES CORP.	15,444	0.0007988389
107	04011435	DEES SECURITIES CORPORATION	15,069	0.0007794421
108	03029318	CHIONG & COMPANY, INC.	15,061	0.0007790283
109	03029317	CHING & CO., INC.	14,539	0.0007520279
110	01029391	ATC SECURITIES, INC.	14,508	0.0007504244
111	01029376	ALBERT G. SEE & CO., INC.	14,352	0.0007423554
112	07015578	BETTY GO	14,040	0.0007262172
113	03029298	FRANCISCO CRUZ	14,040	0.0007262172
114	07015564	PEDRO GARCIA	14,040	0.0007262172
115	06016403	F. YAP SECURITIES, INC.	13,104	0.0006778027
116	18014964	R. R. MACHADO & CO., INC.	13,002	0.0006725268
117	10004836	JAMES UY, INC.	12,292	0.0006358021
118	00000156	ANGPING & ASSOCIATES SEC., INC.	10,000	0.0005172487
119	18014940	ROMAN CATHOLIC ARCHBISHOP OF CEBU	11,700	0.0006051810
120	23001740	YANG WAI	11,232	0.0005809738
121	17003218	QUINTANA & CO., INC.	11,169	0.0005777151
122	07015611	G & L SECURITIES CO., INC.	11,044	0.0005712495
123	19026056	SOLID STOCKBROKERS, INC.	10,795	0.0005583700
124	22005881	VICENTE GOQUIOLAY & CO., INC.	10,764	0.0005567665
125	16018873	PASONG TAMO SEC. CORP.	9,984	0.0005164211
126	12016097	SY LIN	9,944	0.0005143521
127	00001001	IRENE C. VILLONES	9,750	0.0005043175
128	00000190	ROBERT O. CAMPOS	3,500	0.0001810370
129	19025972	SIY SA	9,750	0.0005043175
130	01029367	CALITO ASTRO	9,360	0.0004841448
131	12016069	EMIL LANDERT	9,360	0.0004841448
132	25006239	YAO & ZIALCITA, INC.	8,940	0.0004624203
133	20014281	TANSENGCO & CO., INC.	8,790	0.0004546616
134	12016123	L. RECIO & CO., INC.	7,909	0.0004090920
135	26000991	CARLSON CHU (1CH54)	7,800	0.0004034540
136	00000116	DOLORES T. ONG	7,800	0.0004034540
137	07015613	GIMENEZ STOCK BROKERAGE & CO., INC.	7,800	0.0004034540
138	26000988	GUILLERMO F. GILI, JR.	7,800	0.0004034540
139	00000183	JEFFERSON YAO	7,800	0.0004034540

140	00000048	LYMA BALDERAMA	7,800	0.0004034540
141	01029382	APOLLO SECURITIES, INC.	7,425	0.0003840572
142	20014285	ARNIE D. TABLANTE	7,020	0.0003631086
143	20014223	AURELIO F. TABLANTE	7,020	0.0003631086
144	07015576	ALICE GO	6,240	0.0003227632
145	13017307	MARIANO PEAK SECURITIES, INC.	5,928	0.0003066250
146	25006238	SANDRA YULO	5,928	0.0003066250
147	12016119	LARRGO SECURITIES CO., INC.	5,880	0.0003041422
148	19026041	PABLO F. SULIT	5,865	0.0003033664
149	03029321	CU UNJING SECURITIES, INC.	5,623	0.0002908490
150	06016392	FAR EAST BANK & TRUST CO.	5,616	0.0002904869
151	00000124	YU & CO., INC.	5,132	0.0002654520
152	02013017	BENJAMIN CO. CA. & CO.	5,101	0.0002638486
153	06016404	F. C. HAGEDORN & CO.	5,085	0.0002630210
154	03029262	ANNA MICHELLE CHING	4,804	0.0002484863
155	02013016	BARCELON, ROXAS SEC., INC.	4,742	0.0002452793
156	02013021	ANUNCIACION BAUTISTA	4,680	0.0002420724
157	01029319	CARMENCITA ACAS	4,680	0.0002420724
158	00001027	CHU, ALBERT N. &/OR THOMPSON N. CHU	780	0.0000403454
159	19026045	CONY SY	4,680	0.0002420724
160	07015579	DAVID GO	4,680	0.0002420724
161	00000191	EDBERT GO TANTUCO	4,680	0.0002420724
162	19026046	EMERENCIANA SY	4,680	0.0002420724
163	04011421	FILEMON T. DEE	4,680	0.0002420724
164	19026014	ISIDORO B. SIAPNO	4,680	0.0002420724
165	00000088	JERMAINE TANG	4,680	0.0002420724
166	00000187	JOHANSEN C. HERNANDEZ	4,680	0.0002420724
167	08012164	JOSE C. HERNANDEZ, JR.	4,680	0.0002420724
168	18014999	LEOMAX SG REYES	4,680	0.0002420724
169	13017306	MARIANO OLONDRIZ & CIA	4,680	0.0002420724
170	02012979	ROLANDO BABASA	4,680	0.0002420724
171	07015588	ROSEMARIE GO	4,680	0.0002420724
172	20014261	SIMEON TIU	4,680	0.0002420724
173	07015609	VIVENCIO R. DE GUZMAN	4,680	0.0002420724
174	19026035	YAO LE SUAN	4,680	0.0002420724
175	02013019	B. L. TAN SECURITIES, INC.	4,414	0.0002283136
176	05004813	E.K. LINTOJUA SECURITIES, INC.	4,404	0.0002277963
177	12016122	LOPEZ, LOCSIN LEDESMA & CO., INC.	4,290	0.0002218997
178	11005565	BETTY KO	4,212	0.0002178652
179	00001029	UNIONBANK TRUST & INVESTMENT SERVICES GROUP	4,212	0.0002178652
180	24000020	XAVIER SCIENCE FOUNDATION INC.	4,212	0.0002178652
181	25006240	YAPTINCHAY SECURITIES CORP.	4,212	0.0002178652
182	06016393	FUNDS FOR ASSISTANCE TO PRIVATE EDUCATION	4,056	0.0002097961
183	15006500	WILLIAM S. ONG	3,802	0.0001966580
184	13017292	FRANCISCO T. MENDOZA	3,744	0.0001936579
185	14003958	GREGORIO Y. NARVASA II	3,666	0.0001896234
186	20014236	LILY C. TAN	3,510	0.0001815543
187	07015612	GENCOR SECURITIES, INC.	3,432	0.0001775198

188	02013020	BELSON SECURITIES, INC.	3,135	0.0001621575
189	19025978	CLOVER SALIDADOS	3,120	0.0001613816
190	20014279	GO TIM TY	3,120	0.0001613816
191	03029268	IRENE CHOA	3,120	0.0001613816
192	12016086	JENNIFER LI	3,120	0.0001613816
193	26000985	JOHN MARAMARA	3,120	0.0001613816
194	07015600	LINO GUTIERREZ	3,120	0.0001613816
195	00000024	LYDIA C. PASCUA	3,120	0.0001613816
196	18014975	MERLITA B. ROGERS	3,120	0.0001613816
197	00000046	PABLITO M. ONG	3,120	0.0001613816
198	16018841	PHIL. BANK OF COMMERCE TRUST ACCT. NO. 1-007	3,120	0.0001613816
199	03029282	PHILIP CO	3,120	0.0001613816
200	01029362	RAMON L. ARANAZ	3,120	0.0001613816
201	01029350	RICARDO ANARNA	3,120	0.0001613816
202	02012998	RICARDO BAUTISTA	3,120	0.0001613816
203	20014240	ROGER D. TAN	3,120	0.0001613816
204	21005982	UNITED SECURITIES CORP.	3,042	0.0001573471
205	03029263	BENJAMIN CHING	2,924	0.0001512435
206	01029384	A.F. GONZALES & CO., INC.	2,839	0.0001468469
207	00000078	CITISECURITIES, INC.	2,340	0.0001210362
208	10004840	J.M. BARCELON & CO., INC.	2,340	0.0001210362
209	21005978	JOEL KENWARD UY	2,808	0.0001452434
210	22005874	PATROCINIO P. VILLANUEVA	2,714	0.0001403813
211	15006504	ORTIGAS, REYES, LAT & CO.	2,683	0.0001387778
212	03014135	MANUEL S. CONCEPCION	2,652	0.0001371744
213	01029375	AARON J & E STOCKBROKERS, INC.	2,589	0.0001339157
214	16018854	FAUSTINO PE	2,568	0.0001328295
215	07015603	AQUILINO DE GUZMAN	2,534	0.0001310708
216	01029385	A.T. DE CASTRO SEC., CORP.	2,496	0.0001291053
217	01029377	ALPHA SECURITIES CORPORATION	2,496	0.0001291053
218	01029383	AQUINO, ANTONIO & VELMONTE SEC., INC.	2,496	0.0001291053
219	07015554	GENERAL BANK & TRUST CO.	2,496	0.0001291053
220	23001747	WOLFF & CO., INC.	2,378	0.0001230017
221	17003211	ANTHONY U. QUE	2,340	0.0001210362
222	19025989	ARTURO SANTOS	2,340	0.0001210362
223	02012986	AZUCENA ELIPSE BALTAZAR	2,340	0.0001210362
224	12016075	CHUA SIU LE	2,340	0.0001210362
225	01029370	EMMANUEL ATILANO	2,340	0.0001210362
226	19026021	FELOMINO SIY	2,340	0.0001210362
227	12016089	GALO LIM	2,340	0.0001210362
228	01029320	JOSE YSRAEL ACUNA	2,340	0.0001210362
229	19026020	JOYCE SISON	2,340	0.0001210362
230	08012167	LETICIA HUALDA	2,340	0.0001210362
231	02012991	MA. ASCENCION BALTAZAR	2,340	0.0001210362
232	02012992	MA. ELENA BALTAZAR	2,340	0.0001210362
233	12016101	MA. PADILLA LIZARES	2,340	0.0001210362
234	02012993	MA. THERESA BALTAZAR	2,340	0.0001210362
235	22005866	MARIA ASTOM VENTIGAN	2,340	0.0001210362

236	02013007	MARINA BERMUDES	2,340	0.0001210362
237	20014260	MARY TIU	2,340	0.0001210362
238	07015585	NINA GO	2,340	0.0001210362
239	19025985	RODOLFO SANCHEZ	2,340	0.0001210362
240	13017302	RUFINA MORENO	2,340	0.0001210362
241	03029308	ZOSIMA R. CRUZ	2,340	0.0001210362
242	02012989	JOSELITO MARIA BALTAZAR II	2,325	0.0001202603
243	20014238	LYDIA TAN	2,106	0.0001089326
244	12016066	PACIFICO LACHICA	2,106	0.0001089326
245	20014282	TUAZON, ROXAS & TORRES, INC.	2,059	0.0001065015
246	11005567	KEY SECURITIES, INC.	2,028	0.0001048980
247	10004832	MARGARITA I. JIMENEZ	1,965	0.0001016394
248	07015575	AGUSTIN K. GO	1,950	0.0001008635
249	16018840	PCI BANK SERVICE GROUP	1,934	0.0001000359
250	08012173	H. J. ORTIGAS & CO., INC.	1,918	0.0000992083
251	06016401	FEDERATION SECURITIES CORP.	1,887	0.0000976048
252	22005868	ANTHONY DE VERA	1,872	0.0000968290
253	02012977	BOARD OF TRUSTEES-RETIRING EMPLOYEES SEC. TRU	1,872	0.0000968290
254	19026007	CIRILO B. SERNA	1,872	0.0000968290
255	12016088	DIONISIO LIM	1,872	0.0000968290
256	03029259	PAULINO CHENG	1,872	0.0000968290
257	16018852	ROSIE M. PAPA	1,872	0.0000968290
258	20014259	SUSANA TING	1,872	0.0000968290
259	03029315	TIONG KENG CHING	1,754	0.0000907254
260	07015598	LOURDES DE GUIA	1,738	0.0000898978
261	03029248	ALLEN CHAN	1,430	0.0000739666
262	25006226	MELING YAP	1,716	0.0000887599
263	09005656	WILFREDO S. IPAPO	1,716	0.0000887599
264	19026057	S. J. ROXAS & CO., INC.	1,622	0.0000838977
265	07015580	GEORGE GO	1,591	0.0000822943
266	02013003	ALFREDO L. BENIPAYO	1,560	0.0000806908
267	26000938	AURORA DY	1,560	0.0000806908
268	01029366	AVELINA ARRIOLA	1,560	0.0000806908
269	02013010	BABY BORJA	1,560	0.0000806908
270	12016085	BELEN D. LERESA	1,560	0.0000806908
271	02013014	CHARLES R. BUTLER	1,560	0.0000806908
272	07015572	CRISTINA L. GERONIMO	1,560	0.0000806908
273	03029249	CYNTHIA P. CHAN	1,560	0.0000806908
274	20014233	DIONICIA S. TAN	1,560	0.0000806908
275	03029296	ELENA DELA CRUZ	1,560	0.0000806908
276	11005558	HELEN H. KHO	1,560	0.0000806908
277	07015582	HELENA Y. GO	1,560	0.0000806908
278	03029251	JHANINA P. CHAN	1,560	0.0000806908
279	03029252	JOSE ANTONIO P. CHAN	1,560	0.0000806908
280	03029279	JOSE H. CO	1,560	0.0000806908
281	15006498	JOSE L. ONG	1,560	0.0000806908
282	20014248	JOSE TANTOCO	1,560	0.0000806908
283	03029253	JOSE V. CHAN	1,560	0.0000806908

284	03029254	JOSEPHINE P. CHAN	1,560	0.0000806908
285	19026008	LEE SHE	1,560	0.0000806908
286	07015608	LINA DE GUZMAN	1,560	0.0000806908
287	03029255	MAGDALENA CHANBONPIN	1,560	0.0000806908
288	13017267	MARCOPPER MINING CORP. RETIREMENT PLAN	1,560	0.0000806908
289	25006234	MARIANO YU	1,560	0.0000806908
290	00000040	MILAGROS ONG MAGAT	1,560	0.0000806908
291	00001098	MYRA P. VILLANUEVA	1,560	0.0000806908
292	19026042	NOEL S. SUNGA	1,560	0.0000806908
293	05004792	ONG EH	1,560	0.0000806908
294	15006505	ORTIGAS BASIN SECURITIES CO., INC.	1,560	0.0000806908
295	19026040	OSCAR A. SULIT	1,560	0.0000806908
296	19026029	PASCUAL SORIANO	1,560	0.0000806908
297	13017275	PRIMO M. MALANSING	1,560	0.0000806908
298	16018855	RAYMUNDO G. PE	1,560	0.0000806908
299	07015586	REYNALDO GO	1,560	0.0000806908
300	20014241	ROGER G. TAN	1,560	0.0000806908
301	14003967	SOTERO NONIFACIO	1,560	0.0000806908
302	16018856	SOTERO PE	1,560	0.0000806908
303	03029283	SUSAN CO	1,560	0.0000806908
304	22005864	TEODORO VELASCO	1,560	0.0000806908
305	00000172	VICENTE LIM PANG	1,560	0.0000806908
306	00001060	VICKY B. CHUA	1,560	0.0000806908
307	19026003	AN SEE	1,435	0.0000742252
308	01029378	AMON SECURITIES CORP.	1,404	0.0000726217
309	03029276	BENITO CLEMENTE	1,404	0.0000726217
310	06016400	FAR EAST SECURITIES INC.	1,404	0.0000726217
311	22005873	GLORIA VILLANUEVA	1,404	0.0000726217
312	12016063	LAZATIN, ESTEBAN &/OR ANGELA LAZATIN	1,404	0.0000726217
313	07015589	RUFINO GO	1,404	0.0000726217
314	03029284	TERESA CO	1,404	0.0000726217
315	05004803	TOMAS ESPANOLA	1,404	0.0000726217
316	20014243	VIRGINIA TAN	1,404	0.0000726217
317	03029241	WILSON CARRION	1,404	0.0000726217
318	03029286	MANUEL COJUANCO	1,357	0.0000701907
319	12016080	LEE, FRANCIS K. &/OR ALICIA K. LEE	1,326	0.0000685872
320	16018874	PHILSEC INVESTMENT CORP.	1,326	0.0000685872
321	12016118	CO LUY	1,248	0.0000645526
322	13017293	RAMONA DEL ROSARIO VD MENDOZA	1,248	0.0000645526
323	23001743	RAY S. WILKE	1,248	0.0000645526
324	19025991	JOSEPH SANTOS	1,170	0.0000605181
325	03029245	ANTONIO CELESTINO	1,138	0.0000588629
326	09005661	ISLANDS SECURITIES, INC.	1,092	0.0000564836
327	03029322	PETER COLIANGCO	1,092	0.0000564836
328	03029306	SOLEDAD S. CRUZ	1,092	0.0000564836
329	18014967	RIZAL SECURITIES CORP.	1,076	0.0000556560
330	21005983	UY-TIOCO & CO., INC.	1,014	0.0000524490
331	05004807	MANUEL H. ESTIPONA	974	0.0000503800

332	25006233	AMY MARY JOY Y. YU	936	0.0000484145
333	12016112	ANTONIO LORENZO	936	0.0000484145
334	05004804	ANTONIO M. ESPELETA	936	0.0000484145
335	25006237	BENEDICTO YUJUICO	936	0.0000484145
336	20014264	BENIGNO A. TOLENTINO	936	0.0000484145
337	01029337	BENJAMIN ALMARIO	936	0.0000484145
338	02013013	BENJAMIN DY BUNCIO	936	0.0000484145
339	19026031	C.M. SQUILLANTINI	936	0.0000484145
340	12016078	CARMEN LEE	936	0.0000484145
341	03029270	CHI CHING CHUA	936	0.0000484145
342	19026015	CHUA PING SIM	936	0.0000484145
343	01029365	CONCHITA ARMS	936	0.0000484145
344	22005861	DEMETRIA VALERA	936	0.0000484145
345	00001058	DEMETRIO R. TUASON	936	0.0000484145
346	10004829	DOMICIANO DE JESUS	936	0.0000484145
347	03029250	EDWARD CHAN	936	0.0000484145
348	07015557	EMILIO GALANG	936	0.0000484145
349	19026010	ESTRELLA SIA	936	0.0000484145
350	12016079	EUGENIO LEE	936	0.0000484145
351	03029278	HENRY CO	936	0.0000484145
352	01029352	JACQUILINE SIM ANG	936	0.0000484145
353	10004827	JOSE JAVIER	936	0.0000484145
354	19025986	JOSE RENE Z. SANTAYAN	936	0.0000484145
355	12016092	JUDY LIM	936	0.0000484145
356	20014280	KATHRYN MARIE TY	936	0.0000484145
357	12016093	LAO BOH LIM	936	0.0000484145
358	02012983	LAUREANA DE BAIRAN	936	0.0000484145
359	03029225	MARIA LUISA CABA	936	0.0000484145
360	03029281	MARY CO	936	0.0000484145
361	01029349	MONINA ALYANDRO	936	0.0000484145
362	03029274	MORRIS SOLIMAN CHUATE	936	0.0000484145
363	16018842	POINT JUDITH INTERNATIONAL TRADING CORP.	936	0.0000484145
364	07015558	ROBERTO GALANG	936	0.0000484145
365	21005972	ROMAN UMALI	936	0.0000484145
366	11005562	SEE KIM	936	0.0000484145
367	25006235	SOLIDAD YU	936	0.0000484145
368	01029355	STEVEN SIM ANG	936	0.0000484145
369	12016076	TAN LORENZO SY LE	936	0.0000484145
370	08012171	TIU CHING HUY	936	0.0000484145
371	07015592	TOLOMEO GONZAGA	936	0.0000484145
372	13017273	TOMAS MAGPAYO	936	0.0000484145
373	03029261	UNKI CHIN	936	0.0000484145
374	03029273	VICTOR CHUA	936	0.0000484145
375	25006219	WAI YANG	936	0.0000484145
376	25006227	WILLIAM YEY	936	0.0000484145
377	01029356	WILSON SIM ANG	936	0.0000484145
378	05004791	YUJI EGAMI	936	0.0000484145
379	12016120	LICAROS BROTHERS CORP.	889	0.0000459834

380	13004783	MARINO OLONDRIZ Y CIA	866	0.0000447937
381	13017298	EMILIANA MOLINA	858	0.0000443799
382	07015619	LILY GOSIACO	858	0.0000443799
383	18014971	R. S. LIM & CO.	840	0.0000434489
384	01029325	RAFAEL T. ALBERTO	795	0.0000411213
385	03029256	ANASTACIA CHANTONG	780	0.0000403454
386	02012976	BARRIO BOOK FOUNDATION, INC.	780	0.0000403454
387	13017289	CARIDAD MARQUEZ	780	0.0000403454
388	05004802	CESAR R. ESGUERRA	780	0.0000403454
389	03029223	COMMUNICATION INSURANCE CO., INC.	780	0.0000403454
390	12016077	CONRADO J. LEDESMA	780	0.0000403454
391	20014274	EDGARDO TROTA	780	0.0000403454
392	06016397	ENRIQUE FLOR	780	0.0000403454
393	01029368	FAUSTINO ATADERO	780	0.0000403454
394	08012158	FRANCISCO LIM SIN HAN	780	0.0000403454
395	25006224	JOSE YAP	780	0.0000403454
396	03029258	JUANITO CHENG	780	0.0000403454
397	01029329	LETICIA ALCANTARA	780	0.0000403454
398	12016098	LINA F. LITTON	780	0.0000403454
399	15006490	MARY DE OCAMPO	780	0.0000403454
400	19025993	MILAGROS R. SANTOS	780	0.0000403454
401	12016083	MONSERRAT C. DE LEON	780	0.0000403454
402	03029244	NATIVIDAD HIZON CASTRO	780	0.0000403454
403	07015567	SORIANO GARCIA	780	0.0000403454
404	20014247	SULPICIO L. TANSINCO	780	0.0000403454
405	20014242	TERESITA L. TAN	780	0.0000403454
406	15006499	VENANCIO LEE ONG	780	0.0000403454
407	13017300	QULIAN J. MONTANO	748	0.0000386902
408	18014966	RFC SECURITIES CORP.	748	0.0000386902
409	04011434	DE CASTRO, VALDERRAMA, ARROYO SECURITIES	717	0.0000370867
410	17003215	QUESADA, RAMON &/OR ROSARIO MILLAR	702	0.0000363109
411	19025995	RAFAELITO B. SANTOS	702	0.0000363109
412	20014278	RAMON C. TUAZON	702	0.0000363109
413	20014268	SALUD TOLENTINO	702	0.0000363109
414	03029288	PAZ CONCEPCION	655	0.0000338798
415	01029324	JOSE T. ALBERTO	636	0.0000328970
416	18014956	ALFREDO C. DEL ROSARIO	624	0.0000322763
417	22005877	AMELITA R. VILLAREAL	624	0.0000322763
418	13017278	ANGELO V. MANAHAN	624	0.0000322763
419	07015594	AQUILINO GRAJO	624	0.0000322763
420	03029277	CONSUELO CO	624	0.0000322763
421	05004794	EDUARDO E. ELEGIR	624	0.0000322763
422	12016073	ELLEN LAY	624	0.0000322763
423	16018871	ERNESTO V. PUNZALAN	624	0.0000322763
424	03029275	HENRY LEE CHUN	624	0.0000322763
425	19026047	JOSE B. SY	624	0.0000322763
426	02012990	JOSE C. BALTAZAR, JR.	624	0.0000322763
427	03029260	KHENG YU CHIAU	624	0.0000322763

428	11005564	KNEEBONE, E.J. &/OR MARY W. KNEEBONE	624	0.0000322763
429	05004808	MABINI EUGENIO	624	0.0000322763
430	26000919	MANUEL ZAMBARA	624	0.0000322763
431	12016096	NICASIO LIMKUNHOY	624	0.0000322763
432	13017271	PURIFICACION M. MACLAN	624	0.0000322763
433	17003214	QUERUBIN, ERNESTO &/OR BENITA QUERUBIN	624	0.0000322763
434	18014972	REYES, TYRONE M. &/OR OPHELIA L. REYES	624	0.0000322763
435	22005875	ROMEO L. VILLANUEVA	624	0.0000322763
436	04011429	VINCENT DIZON	624	0.0000322763
437	03029294	ADOR CRUZ	608	0.0000314487
438	07015581	HELEN Y. GO	600	0.0000310349
439	13017279	FILADELFO V. MANANSALA	561	0.0000290177
440	10004839	J.J. ORTIGAS & CO.	561	0.0000290177
441	13017305	MANOTOC SECURITIES, INC.	546	0.0000282418
442	01029331	ALCANTARA, SIXTO &/OR F.E. ALCANTARA	530	0.0000274142
443	01029326	ALCANTARA, VINNYA G. &/OR CAYETANO G. ALCANTAI	468	0.0000242072
444	02013000	ALMA O. BELARDO	468	0.0000242072
445	01029316	ALTMAR INVESTMENT & DEV. CORP.	468	0.0000242072
446	07015577	AMELIA GO	468	0.0000242072
447	19026017	ANASTACIO B. SISON	468	0.0000242072
448	02013002	BENITO BENGZON	468	0.0000242072
449	20014231	BENJAMIN TAN	468	0.0000242072
450	26000922	BENJAMIN ZOSIMO	468	0.0000242072
451	19026024	BETTY B. SO	468	0.0000242072
452	02012978	BOARD OF TRUSTEES OF THE GF/GMC RETIREMENT PL	468	0.0000242072
453	02013018	BRIDGESTONE SECURITIES CORP.	468	0.0000242072
454	12016099	CARMEN VDA. DE LIZARES	468	0.0000242072
455	19026037	CEZAR F. SUCK	468	0.0000242072
456	15006495	CIRIO ONG	468	0.0000242072
457	03029224	CONGREGATION OF THE AUGUSTINIAN RECOLLECT	468	0.0000242072
458	19025973	CONRADO SACAMAY	468	0.0000242072
459	14003963	DOMINADOR C. NERI	468	0.0000242072
460	01029364	EDUARDO ARELLANO	468	0.0000242072
461	19026019	ERDULFO S. SISON	468	0.0000242072
462	02013001	EVELYN BENARES	468	0.0000242072
463	06016399	EVELYN Y. FONG	468	0.0000242072
464	18014951	FLORENCIA D. REYES	468	0.0000242072
465	01029358	FRANCISCO M. ANGELES	468	0.0000242072
466	26000921	GABRIEL M. ZOSA	468	0.0000242072
467	07015559	GADIEL C. GALLARDO	468	0.0000242072
468	12016100	HERIBERTO LIZARES	468	0.0000242072
469	09005663	I. B. GIMENEZ SECURITIES, INC.	468	0.0000242072
470	07015599	IRENE GUTIERREZ	468	0.0000242072
471	07015583	JIMMY GO	468	0.0000242072
472	03029311	JOSE E. CUISIA	468	0.0000242072
473	03029233	JUAN JOSE CAMACHO	468	0.0000242072
474	14003966	KOK KENG NIU	468	0.0000242072
475	12016068	LILY C. LAHOZ	468	0.0000242072

476	20014277	MA. LOURDES TUAZON	468	0.0000242072
477	11005554	MANUEL KAO	468	0.0000242072
478	25006221	MANUEL YAO	468	0.0000242072
479	03029272	MICHAEL CHUA	468	0.0000242072
480	21005980	MINA BAIRAN UY	468	0.0000242072
481	07015601	MODESTO GUTIERREZ	468	0.0000242072
482	14003957	NORMA V. NAFARETE	468	0.0000242072
483	22005879	OFELIA V. VIOLA	468	0.0000242072
484	01029374	PABLO AW	468	0.0000242072
485	09005654	RAFAEL ILAGAN	468	0.0000242072
486	19026026	RAMON SOLIDUM	468	0.0000242072
487	10004830	REGINA DE JESUS	468	0.0000242072
488	19025984	REV. FR. CAFERINO SANCHEZ	468	0.0000242072
489	07015587	RICARDO S. GO	468	0.0000242072
490	20014230	RICARDO S. TAMORIA	468	0.0000242072
491	19026023	RITA SIY	468	0.0000242072
492	03029290	ROGELIO CONSTANTINO	468	0.0000242072
493	20014251	ROLANDO TENEFRAANCIA	468	0.0000242072
494	18014941	ROMAN CATHOLIC DIOCESE OF IBA	468	0.0000242072
495	20014245	ROMUALDO DY TANG	468	0.0000242072
496	16018869	RONALDO PRESA	468	0.0000242072
497	25006218	S. YAMADA	468	0.0000242072
498	08012159	SHU YU HAN	468	0.0000242072
499	12016084	SONIA DE LEON	468	0.0000242072
500	03018256	SUSAN LI CHUA	468	0.0000242072
501	20014258	TAN LE TIN	468	0.0000242072
502	19026052	TAN LE-LORENZO SY	468	0.0000242072
503	07015562	TEOFILO GANA	468	0.0000242072
504	22005869	VERGARA, LEOPOLDO L. &/OR FRANCISCO G. VERGAF	468	0.0000242072
505	12016065	VIRGILIO N. LABARIA	468	0.0000242072
506	19026033	WILLIAM A.S. STELTON	468	0.0000242072
507	15006501	ZENAIDA J. ONG	468	0.0000242072
508	01029332	ALEX VALENTIN ALCAZAR	421	0.0000217762
509	26000920	MARGARITA ZEHNER	421	0.0000217762
510	11005551	KAROS & SON'S INC.	390	0.0000201727
511	19025996	REBECCA B. SANTOS	390	0.0000201727
512	19025997	ROGELIO B. SANTOS	390	0.0000201727
513	13017299	JULIAN V. MONTANO	374	0.0000193451
514	06016395	RAUL C. FERNANDEZ	374	0.0000193451
515	16018850	PANGINDIAN, ISIDORO &/OR IRENEO JAVIER	358	0.0000185175
516	07015614	GOLDEN SECURITIES CORP.	343	0.0000177416
517	12016116	MARVIN LUCAS	327	0.0000169140
518	15006494	AGUSTIN ONG	312	0.0000161382
519	19026054	AGUSTIN WANG SISON	312	0.0000161382
520	19026028	ANGELITA R. SORIANO	312	0.0000161382
521	20014254	BENITA TESORERO	312	0.0000161382
522	21005977	CAROLINA UY	312	0.0000161382
523	03029295	ELAINE S. CRUZ	312	0.0000161382

524	13017270	EMELIE MACLAN	312	0.0000161382
525	03029297	EMELITA S. CRUZ	312	0.0000161382
526	03029310	EMILIO L. CUAYCONG	312	0.0000161382
527	19026018	EMMANUEL SISON	312	0.0000161382
528	18014950	ERLINDA &/OR HANNAH REYES	312	0.0000161382
529	22005870	FLORENTINO Z. VICENTE	312	0.0000161382
530	19026039	FLORITA SULIT	312	0.0000161382
531	18014973	G. L. RIALP	312	0.0000161382
532	08012168	GEORGE L. HUANG	312	0.0000161382
533	20014262	GERMELINA T. TOLEDO	312	0.0000161382
534	15006497	HELEN ONG	312	0.0000161382
535	18014957	IGNACIO DEL ROSARIO, JR.	312	0.0000161382
536	16018853	ISAGANI PASCUAL	312	0.0000161382
537	12016064	JAMES LAO	312	0.0000161382
538	12016091	JOHN LIM	312	0.0000161382
539	08012166	JOHNNY YU HONG	312	0.0000161382
540	02013012	JOSE B. BRIONES	312	0.0000161382
541	03029300	JOSELITO CRUZ	312	0.0000161382
542	04011432	JOVITA DY	312	0.0000161382
543	19026043	JUDY SUNTAY	312	0.0000161382
544	18014948	JUSTO M. REGINALDO	312	0.0000161382
545	02013004	KANG SUY BEO	312	0.0000161382
546	11005566	KENG KENG KO	312	0.0000161382
547	12016072	LAPINA, ROMULO &/OR EMILIANO LAPINA	312	0.0000161382
548	03029301	LAWRENCE S. CRUZ	312	0.0000161382
549	06016398	LILIAN F. FLOR	312	0.0000161382
550	07015573	LIM CHING GI	312	0.0000161382
551	05004798	LIM PUA ENG	312	0.0000161382
552	20014246	LOLITA TANSENGCO	312	0.0000161382
553	08012170	LOURDES K. HUANG	312	0.0000161382
554	03029303	LUCITO S. CRUZ	312	0.0000161382
555	25006225	LUIS YAP	312	0.0000161382
556	18014946	MA. ZENAIDA RAYMUNDO	312	0.0000161382
557	20014239	MANUEL TAN	312	0.0000161382
558	16018862	MARGARITA PIA	312	0.0000161382
559	19026022	MIRIAM SIY	312	0.0000161382
560	19025994	MOISES M. SANTOS	312	0.0000161382
561	07015584	NEMESIS GO	312	0.0000161382
562	19026013	NORMA SIAO	312	0.0000161382
563	19026002	OTTO SCHAFFA	312	0.0000161382
564	12016082	PACITA L. LEJANO	312	0.0000161382
565	16018858	PAZ PERET	312	0.0000161382
566	07015561	PETER L. GAN	312	0.0000161382
567	16018875	PRIME SECURITIES CORP.	312	0.0000161382
568	17003217	QUALITY INVESTMENT & SEC. CORP.	312	0.0000161382
569	18014958	RAMONA DEL VDA. MENDO ROSARIO	312	0.0000161382
570	10004825	RAMOS B. JAMIAS	312	0.0000161382
571	03029312	RAUL CUNETTA	312	0.0000161382

572	02013008	RAUL L. BONZAN	312	0.0000161382
573	01029330	RAUL T. ALCANTARA	312	0.0000161382
574	20014253	RENE A.B. TEOTICO	312	0.0000161382
575	02012997	REYNALDO E. BAUTISTA	312	0.0000161382
576	19025987	ROMEO S. SANTIAGO	312	0.0000161382
577	03029304	ROSARIO CRUZ	312	0.0000161382
578	20014267	ROSARIO Y. TOLENTINO	312	0.0000161382
579	18014959	ROSENDO DEL ROSARIO	312	0.0000161382
580	02012984	RUBY BAIRAN	312	0.0000161382
581	17003213	RUBY QUE	312	0.0000161382
582	11005561	SY KIAK	312	0.0000161382
583	16018864	TEODORO PISON	312	0.0000161382
584	14003959	TEODORO V. NARIO	312	0.0000161382
585	20014256	TEOFILA TIGNA	312	0.0000161382
586	20014270	TERESITA TONG	312	0.0000161382
587	19026032	TRIFINA STA. ROMANA	312	0.0000161382
588	07015568	ZENAIDA G. GARCIA	312	0.0000161382
589	21005974	CASIANO USMAN	280	0.0000144830
590	12016114	CENON V. LUCAS	280	0.0000144830
591	20014244	CHERRY TANG	280	0.0000144830
592	01029338	ESTER ALONZO	280	0.0000144830
593	10004838	J.D. CALDERON SECURITIES, INC.	280	0.0000144830
594	16018867	CARMEN PRATTE	258	0.0000133450
595	14003965	ELISA F. NICANDRO	258	0.0000133450
596	07015591	BENJAMIN GOMEZ	249	0.0000128795
597	18014949	CARMELO B. REYES	249	0.0000128795
598	21005973	FRANKLIN USAAC	249	0.0000128795
599	25006216	NAM YAM	249	0.0000128795
600	20014273	ANGEL TRINIDAD	234	0.0000121036
601	18014955	ANGELITA C. DELA ROSA	234	0.0000121036
602	05004801	ARCADIA ESCOBAR	234	0.0000121036
603	13017286	AURORA MARCOS	234	0.0000121036
604	15006493	BEATRICE OLIVARES	234	0.0000121036
605	07015597	CARLOS A. GUBAT	234	0.0000121036
606	02012995	CARLOS S.M. BASILIO	234	0.0000121036
607	21005976	CARMEN DYTOC UY	234	0.0000121036
608	03029227	CARMENCITA CABATINGAN	234	0.0000121036
609	12016071	CESAR M. LAO	234	0.0000121036
610	03029291	ERLINDA C. CORDON	234	0.0000121036
611	05004806	ESPERANZA ESTEBAN	234	0.0000121036
612	01029348	ESPERANZA P. ALVENDIA	234	0.0000121036
613	02012981	FELIX C. BADELLES	234	0.0000121036
614	03029228	FELIX CABATINGAN	234	0.0000121036
615	10004834	FLORENCIANA JUDITH	234	0.0000121036
616	18014943	FRANCISCO RAFIL	234	0.0000121036
617	12016070	HAROLD A. LANGUE	234	0.0000121036
618	20014284	IRENE TONG	234	0.0000121036
619	07015607	JUANA M. DE GUZMAN	234	0.0000121036

620	04011424	LEONARDO C. DIOKNO	234	0.0000121036
621	03029229	LEOPOLDO L. CABATINGAN	234	0.0000121036
622	03029302	LERMA C. DELA CRUZ	234	0.0000121036
623	08012165	LOURDES HERNANDEZ	234	0.0000121036
624	01029335	MARLENE S. ALINDOGAN	234	0.0000121036
625	19025992	MIGUELITA SANTOS	234	0.0000121036
626	01029323	MODESTO AGYAO	234	0.0000121036
627	01029322	PEDRO AGANAD	234	0.0000121036
628	16018872	PERLA C. PUNZALAN	234	0.0000121036
629	02012996	QUINTIN G. BAUTISTA	234	0.0000121036
630	13017287	RAMON G. MARFORI	234	0.0000121036
631	03029230	ROMEO L. CABATINGAN	234	0.0000121036
632	03029232	RUBEN CALUCAG	234	0.0000121036
633	20014272	TORRALBA, LINA DE DIOS &/OR TITO P. TORRALBA	234	0.0000121036
634	21005968	UBP TA# 4-152-067-33	234	0.0000121036
635	07015595	VERA MAY GREY	234	0.0000121036
636	02013005	FELIX C. BERCENO	218	0.0000112760
637	21005971	JOSEFINA T. UMALI	218	0.0000112760
638	19025999	ZACARIAS B. SARIAN	218	0.0000112760
639	02012980	AMADOR C. BACANI	187	0.0000096726
640	01029351	ANTONIO N. ANDAL	187	0.0000096726
641	04011422	BAYOT S. DELLOTA	187	0.0000096726
642	20014232	CHERRY TAN	187	0.0000096726
643	07015555	CRISPIN GABAS	187	0.0000096726
644	12016067	ELVIE LAGUA	187	0.0000096726
645	16018863	JOSE PICCIO, JR.	187	0.0000096726
646	07015563	LEONORA R. GARCIA	187	0.0000096726
647	03029247	REMEDIOS L. CENTENO	187	0.0000096726
648	16018843	ROSALINA L. PADLAN	187	0.0000096726
649	19025979	ROSALINDA L. SALVATIERRA	187	0.0000096726
650	03029235	SIMEON M. CAMPOS	187	0.0000096726
651	11005563	AILEEN KING	156	0.0000080691
652	05004789	ALFREDO L. EDRALIN	156	0.0000080691
653	14003970	AMELIA NOVIDO	156	0.0000080691
654	05004790	ANTONIO EDRALIN	156	0.0000080691
655	19026006	BELLA SERNA	156	0.0000080691
656	04011427	CARLOS DIZON	156	0.0000080691
657	23001744	CARLOS WONG	156	0.0000080691
658	03029319	CMS STOCK BROKERAGE	156	0.0000080691
659	12016126	DICFORA V. LAO	156	0.0000080691
660	18014961	DOMINADOR RUALO	156	0.0000080691
661	09005653	ELENA ILAGAN	156	0.0000080691
662	12016103	ERNESTO LLAMEZA	156	0.0000080691
663	05004793	FELISA Y. ELIAZAR	156	0.0000080691
664	19026036	FRANCISCO SUAREZ	156	0.0000080691
665	08012169	GEORGE Y. HUANG	156	0.0000080691
666	14003969	GONZALO R. NOVALES	156	0.0000080691
667	20014221	HELEN TAN-ABDON	156	0.0000080691

668	25006236	JOHNNY YUHONG	156	0.0000080691
669	19025977	JORGE Q. SALAZAR	156	0.0000080691
670	01029334	JOSE C. ALDAY, JR.	156	0.0000080691
671	08012163	JOSE N. HERNANDEZ	156	0.0000080691
672	00001090	JOSELITO C. HERRERA	1,500	0.0000775873
673	02013011	JULIAN BRIGOLI	156	0.0000080691
674	25006220	KA HO YAO	156	0.0000080691
675	03029280	KENG KENG CO	156	0.0000080691
676	19026048	KIAK SY	156	0.0000080691
677	19026030	LEE SOT	156	0.0000080691
678	19026027	LUIS SONGCO	156	0.0000080691
679	19026049	LUZ SY	156	0.0000080691
680	18014944	LYN RAMOS	156	0.0000080691
681	09005655	MA. FLAVIO INTENGAN	156	0.0000080691
682	03029271	MANUEL CHUA	156	0.0000080691
683	13017283	MARGARITA MAPUA	156	0.0000080691
684	04011425	MARIA ELISA DIY	156	0.0000080691
685	17003216	MARIANO C. QUINTOS, JR.	156	0.0000080691
686	12016109	MATILDE J. LOPEZ	156	0.0000080691
687	12016102	MERCEDES LIZARES	156	0.0000080691
688	03029293	NELLY COTOCO	156	0.0000080691
689	13017280	NELSON MANAPAT	156	0.0000080691
690	12016110	NIEVES G. LOPEZ	156	0.0000080691
691	19026012	NORMA SIAN	156	0.0000080691
692	15006491	OCTAVIO, REMIGIO T. &/OR LILIA OCTAVIO	156	0.0000080691
693	08012160	PEDRO CUSTODIO HAW	156	0.0000080691
694	04011428	PEDRO DIZON	156	0.0000080691
695	07015556	PEDRO GABAT	156	0.0000080691
696	26000918	RAMONITA ZALAMEA	156	0.0000080691
697	22005872	RAUL VILLA	156	0.0000080691
698	18014938	RCBC TA# 32-248	156	0.0000080691
699	18014952	RENATO REYES, JR.	156	0.0000080691
700	18014945	REYNALDO RAMOS	156	0.0000080691
701	12016094	ROBERTO LIM	156	0.0000080691
702	19026016	ROGELIO SIMPIO	156	0.0000080691
703	18014947	ROMULO REDULLA	156	0.0000080691
704	03029309	ROSARIO R. CRUZO	156	0.0000080691
705	18014974	SALUD G. RODRIGUEZ	156	0.0000080691
706	04011426	SALVADOR DIY III	156	0.0000080691
707	07015593	SALVADOR G. GONZALES	156	0.0000080691
708	00000093	SIMON LI	156	0.0000080691
709	03029269	SIONG TAY CHU	156	0.0000080691
710	03029305	SOL CRUZ	156	0.0000080691
711	21005969	STANLEY UI KHO	156	0.0000080691
712	20014250	TECSON, RODOLFO E. & GAUDENCIA TECSON	156	0.0000080691
713	20014257	TEOFILO G. TIGNO	156	0.0000080691
714	19025998	TERESITA SANTOS	156	0.0000080691
715	22005876	WILFREDO P. VILLANUEVA	156	0.0000080691

716	19025990	DESIDERIO B. SANTOS	140	0.0000072415
717	07015604	EDMUNDO DE GUZMAN	140	0.0000072415
718	02013009	ESTRELLA BORHILLO	140	0.0000072415
719	20014271	GERARDO C. TOPACIO	140	0.0000072415
720	07015596	MARTIN GUBALLA	140	0.0000072415
721	01029361	NELLY J. AQUINO	140	0.0000072415
722	20014266	NOEL TOLENTINO	140	0.0000072415
723	25006217	ROSA YAM	140	0.0000072415
724	01029359	TIRSO ANTIPORDA	140	0.0000072415
725	22005865	BENIGNO G. VENTIGAN	126	0.0000065173
726	10004826	ADELE A. JAUCIAN	124	0.0000064139
727	20014227	ANTONIO TAMBUNTING	124	0.0000064139
728	20014228	ANTONIO TAMBUNTING	124	0.0000064139
729	20014229	ANTONIO TAMBUNTING	124	0.0000064139
730	03029243	EVANGELINE S. DE CASTRO	124	0.0000064139
731	02012994	IRENEO T. BANAGA	124	0.0000064139
732	25006230	JAMES M. YOUNG	124	0.0000064139
733	15006492	OGATIS, ALICIA M. &/OR JOSE M. OGATIS	124	0.0000064139
734	01029317	ROBERTO C. ABELLO	124	0.0000064139
735	04011431	PEDRO DUCLAYAN	109	0.0000056380
736	03029239	ALBERTO CARLOS	93	0.0000048104
737	01029357	ALFREDO DELOS ANGELES	93	0.0000048104
738	22005862	ALIPIO A. VALLES	93	0.0000048104
739	11005556	AURORA KHAW	93	0.0000048104
740	13017269	CYNTHIA MACALINO	93	0.0000048104
741	07015605	ELSA C. DE GUZMAN	93	0.0000048104
742	18014962	F.A. RUIZ	93	0.0000048104
743	16018848	FELISA PANGAN	93	0.0000048104
744	02013006	FELIX C. BERCENO, JR.	93	0.0000048104
745	20014255	HAW HOK TIAN	93	0.0000048104
746	03029313	HELEN L. CUSTODIO	93	0.0000048104
747	21005970	HELIODORA UDASCO	93	0.0000048104
748	03029289	ISIDORO CONCON	93	0.0000048104
749	13017304	LAWRENCE MYERS	93	0.0000048104
750	16018849	LUCIA PANGANIBAN	93	0.0000048104
751	18014968	RTG & CO., INC.	93	0.0000048104
752	03029307	VICTORIA B. CRUZ	93	0.0000048104
753	19025975	GILDA SAHAGUN	78	0.0000040345
754	09005659	INTEGRATED SEC. & UNDERWRITING SERVICES CORP	78	0.0000040345
755	20014224	JAIME TABLANTE	78	0.0000040345
756	03029292	MAGDALENO B. CORTEZ	78	0.0000040345
757	19026051	MARCELA NGO SY	78	0.0000040345
758	12016117	MARIETA DE LUNA	78	0.0000040345
759	13017290	MEDARDO M. MELICOR	78	0.0000040345
760	23001746	MERRY WU	78	0.0000040345
761	00001025	OWEN NATHANIEL AU A/C IAUOWE01	78	0.0000040345
762	20014226	ROLANDO TABLANTE	78	0.0000040345
763	20014220	TCBT AS TRUSTEE OF P-1020	78	0.0000040345

764	22005880	CARLOS M. VIRTUCIO	62	0.0000032069
765	14003968	EDNA NOVALES	62	0.0000032069
766	03029240	FELICITAS CARLOS	62	0.0000032069
767	09005652	INTERNATIONAL UNDERWRITING MGT. CORP.	62	0.0000032069
768	10004835	JALANDONI, JAYME, ADAMS INC.	62	0.0000032069
769	25006229	JAMES YONG	62	0.0000032069
770	21005979	JOSE B. UY	62	0.0000032069
771	04011430	JOSE L. DOMINGUIANO	62	0.0000032069
772	13017294	MACARIO S. MENESES	62	0.0000032069
773	18014939	RIZAL COMMERCIAL BANKING CORP.	62	0.0000032069
774	07015565	ROLANDO T. GARCIA	62	0.0000032069
775	22005859	TEN KENG VALENCIA	62	0.0000032069
776	22005871	VENICIO G. VILELA	62	0.0000032069
777	11005555	WONG KE	62	0.0000032069
778	03029236	MAY R. CANLAS	58	0.0000030000
779	03029234	SONIA R. CAMARILLO	57	0.0000029483
780	05004796	ERNESTO C. ENCINA	54	0.0000027931
781	03029246	ARMANDO D. CENTENO	46	0.0000023793
782	03029242	CESARIA P. DE CARUNUNGAN	46	0.0000023793
783	22005863	DIEGA VAUGHAN	46	0.0000023793
784	19025974	ELEONOR DE SAGUN	46	0.0000023793
785	16018857	FRANCISCO PENDON	46	0.0000023793
786	01029321	GERMAN ADOLFO	46	0.0000023793
787	10004828	IRWIN JAZMINES	46	0.0000023793
788	07015606	JOSE PLACIDO DE GUZMAN	46	0.0000023793
789	18014977	JOSE ROMERO	46	0.0000023793
790	16018868	JUSTINA PRESA	46	0.0000023793
791	05004799	MILAGROS ERANA	46	0.0000023793
792	05004800	PEDRO ESCANO	46	0.0000023793
793	20014222	PURIFICACION TABANG	46	0.0000023793
794	16018865	ROMEO PORTUGAL	46	0.0000023793
795	22005860	SONIA VALENCIANO	46	0.0000023793
796	11005560	HUA KUE KHOY	43	0.0000022242
797	13017285	FRANCISCO MARCHA	38	0.0000019655
798	03029237	MIGUEL ANGEL CANO	36	0.0000018621
799	01029363	ALBERTO R. B. ARCILLA	31	0.0000016035
800	19025988	ALFREDO SANTOS	31	0.0000016035
801	02012975	BANK OF PHILIPPINE ISLAND	31	0.0000016035
802	12016115	DIVIDNA LUCAS	31	0.0000016035
803	01029372	EMILIO AVANCENA	31	0.0000016035
804	07015574	KANG SUY GIOK	31	0.0000016035
805	20014235	KE VELENCIA TAN	31	0.0000016035
806	23001745	KE WONG	31	0.0000016035
807	18014953	LILIA Z. REYES	31	0.0000016035
808	13017277	MA. MAGDALENA C. MANAAY	31	0.0000016035
809	03029226	MARCELO C. CABANA	31	0.0000016035
810	07015566	ROMEO A. GARCIA	31	0.0000016035
811	18014976	JOSE ROMEO	22	0.0000011379

812	20014237	LUIS TAN	22	0.0000011379
813	20014265	MELCHOR C. TOLENTINO	22	0.0000011379
814	02013015	WALTER BROWN	22	0.0000011379
815	13017296	AGUSTIN MIRAVITE	15	0.0000007759
816	13017297	ANACLETO MOA	15	0.0000007759
817	13017274	ANTONIO MALANSING	15	0.0000007759
818	03029320	CREDIT MANILA, INC.	15	0.0000007759
819	01029360	EDMUNDO A. AQUINO	15	0.0000007759
820	12016106	FIDEL J. LOCSIN	15	0.0000007759
821	12016113	FLORENTINO LOYOLA	15	0.0000007759
822	01029333	JOSEFINA M. ALDAY	15	0.0000007759
823	05004795	JOSEFINO T. ELIPSE	15	0.0000007759
824	13017301	LOIDA MORENO	15	0.0000007759
825	13017282	MA. VICTORIA MANIQUIS	15	0.0000007759
826	00001084	MIGUEL DC. MARANA OR MARANA, BITUIN DC.	15	0.0000007759
827	07015560	RENATO O. GAMBOA	15	0.0000007759
828	19026000	REYNALDO R. SARMENTA	15	0.0000007759
829	11005552	SUY GIOK KANG	15	0.0000007759
830	13017303	TEODORO MORIONES	15	0.0000007759
831	01029371	ZAIDA RUBY S. ALBERTO	15	0.0000007759
832	16018859	ALFREDO PEREZ	13	0.0000006724
833	00001110	GERARDO LOPEZ SALGADO	8	0.0000004138
834	12016108	FIDEL J. LOPEZ	7	0.0000003621
835	12016074	FLORENTINO LAYOLA	7	0.0000003621
836	01029339	ALEJO ALVAREZ	3	0.0000001552
837	01029341	CECILIA ALVAREZ	3	0.0000001552
838	01029342	CESAR ALVAREZ	3	0.0000001552
839	01029343	EUGENIO ALVAREZ	3	0.0000001552
840	01029344	FAUSTINO ALVAREZ	3	0.0000001552
841	01029345	LINDA ALVAREZ	3	0.0000001552
842	01029346	NANCY ALVAREZ	3	0.0000001552
843	01029347	RITA ALVAREZ	3	0.0000001552
844	00001111	GABRIELLE CLAUDIA F. HERRERA	2,000	0.0001034497
845	00001112	ALLEN CHAM	286	0.0000147933
Total			1,933,305,923	100.0000000000

MAC000000000 March 27, 2024

OUTSTANDING BALANCES FOR SPECIFIC COMPANY

March 27, 2024

MAC000000000

BPNAME	QUANTITY
COL Financial Group, Inc.	85,799,658
BDO SECURITIES CORPORATION	46,268,590
ABACUS SECURITIES CORPORATION	42,281,612
DEUTSCHE BANK MANILA-CLIENTS A/C	39,818,972
PAN ASIA SECURITIES CORP.	39,174,772
STANDARD CHARTERED BANK	38,804,952
FIRST METRO SECURITIES BROKERAGE CORP.	27,958,863
BPI SECURITIES CORPORATION	20,605,329
SB EQUITIES, INC.	13,415,708
WEALTH SECURITIES, INC.	12,175,334
THE HONGKONG AND SHANGHAI BANKING CORP. LTD. -CLIENTS' ACCT.	10,986,251
PHILIPPINE EQUITY PARTNERS, INC.	10,553,414
GUILD SECURITIES, INC.	8,421,764
AP SECURITIES INCORPORATED	7,110,414
MAYBANK SECURITIES, INC.	6,275,814
ASTRA SECURITIES CORPORATION	5,491,810
BELSON SECURITIES, INC.	5,235,292
CITIBANK N.A.	5,191,176
TRITON SECURITIES CORP.	4,809,108
QUALITY INVESTMENTS & SECURITIES CORPORATION	4,139,650
PNB SECURITIES, INC.	4,081,506
DRAGONFI SECURITIES, INC.	3,999,150
STRATEGIC EQUITIES CORP.	3,990,913
PHILSTOCKS FINANCIAL INC	3,875,389
GOVERNMENT SERVICE INSURANCE SYSTEM	3,640,556
ANSALDO, GODINEZ & CO., INC.	3,320,252
AB CAPITAL SECURITIES, INC.	3,122,247
SOLAR SECURITIES, INC.	2,955,980
UNICAPITAL SECURITIES INC.	2,358,096
R. NUBLA SECURITIES, INC.	2,207,768
HDI SECURITIES, INC.	2,205,800
MANDARIN SECURITIES CORPORATION	2,166,620
CTS GLOBAL EQUITY GROUP, INC.	2,149,328
GOLDSTAR SECURITIES, INC.	2,025,600
DEUTSCHE BANK MANILA-CLIENTS A/C	1,980,032
CHINA BANK SECURITIES CORPORATION	1,923,800
BERNAD SECURITIES, INC.	1,808,650
REGINA CAPITAL DEVELOPMENT CORPORATION	1,729,090

EASTERN SECURITIES DEVELOPMENT CORPORATION	1,679,962
EVERGREEN STOCK BROKERAGE & SEC., INC.	1,567,090
F. YAP SECURITIES, INC.	1,455,740
SALISBURY SECURITIES CORPORATION	1,337,612
AAA SOUTHEAST EQUITIES, INCORPORATED	1,304,430
TIMSON SECURITIES, INC.	1,260,628
RCBC SECURITIES, INC.	1,253,650
LARRGO SECURITIES CO., INC.	1,250,450
PAPA SECURITIES CORPORATION	1,199,670
BA SECURITIES, INC.	1,175,616
FIRST INTEGRATED CAPITAL SECURITIES, INC.	1,128,000
LUCKY SECURITIES, INC.	1,079,280
THE FIRST RESOURCES MANAGEMENT & SECURITIES CORP.	951,270
G.D. TAN & COMPANY, INC.	926,869
AURORA SECURITIES, INC.	903,000
ALPHA SECURITIES CORP.	813,100
INVESTORS SECURITIES, INC,	716,235
TOWER SECURITIES, INC.	714,192
YAO & ZIALCITA, INC.	640,702
E. CHUA CHIACO SECURITIES, INC.	625,422
GLOBALINKS SECURITIES & STOCKS, INC.	565,610
ASIASEC EQUITIES, INC.	553,270
EAGLE EQUITIES, INC.	495,360
STANDARD SECURITIES CORPORATION	481,370
SUMMIT SECURITIES, INC.	468,300
S.J. ROXAS & CO., INC.	466,035
JSG SECURITIES, INC.	447,250
YU & COMPANY, INC.	435,044
SunSecurities, Inc.	406,888
SINCERE SECURITIES CORPORATION	361,860
MERIDIAN SECURITIES, INC.	352,360
TANSENGCO & CO., INC.	333,786
DAVID GO SECURITIES CORP.	323,070
EQUITIWORLD SECURITIES, INC.	315,680
VC SECURITIES CORPORATION	303,000
NEW WORLD SECURITIES CO., INC.	289,180
FIDELITY SECURITIES, INC.	284,660
UOB KAY HIAN SECURITIES (PHILS.), INC.	252,000
I. B. GIMENEZ SECURITIES, INC.	219,080
DA MARKET SECURITIES, INC.	200,000
FIRST ORIENT SECURITIES, INC.	191,740
R. COYIUTO SECURITIES, INC.	167,757
A. T. DE CASTRO SECURITIES CORP.	160,000
R. S. LIM & CO., INC.	148,514

WESTLINK GLOBAL EQUITIES, INC.	145,130
UPCC SECURITIES CORP.	135,200
GOLDEN TOWER SECURITIES & HOLDINGS, INC.	127,022
DIVERSIFIED SECURITIES, INC.	113,531
OPTIMUM SECURITIES CORPORATION	111,110
MDR SECURITIES, INC.	109,560
RTG & COMPANY, INC.	97,052
LANDBANK SECURITIES, INC.	92,960
AB CAPITAL & INVESTMENT CORP. - TRUST & INVESTMENT DIV.	91,650
MERCANTILE SECURITIES CORP.	89,200
LUYS SECURITIES COMPANY, INC.	61,200
ASIA PACIFIC CAPITAL EQUITIES & SECURITIES CORP.	57,800
A & A SECURITIES, INC.	56,800
CAMPOS, LANUZA & COMPANY, INC.	43,920
SECURITIES SPECIALISTS, INC.	41,861
PREMIUM SECURITIES, INC.	37,460
IGC SECURITIES INC.	36,836
ARMSTRONG SECURITIES, INC.	29,940
H. E. BENNETT SECURITIES, INC.	28,876
VENTURE SECURITIES, INC.	23,220
IMPERIAL, DE GUZMAN, ABALOS & CO., INC.	21,510
BENJAMIN CO CA & CO., INC.	19,110
REGIS PARTNERS, INC.	18,000
LUNA SECURITIES, INC.	17,000
PLATINUM SECURITIES, INC.	13,170
LOPEZ, LOCSIN, LEDESMA & CO., INC.	12,000
ASIAN CAPITAL EQUITIES, INC.	10,920
MBTC - TRUST BANKING GROUP	9,984
MOUNT PEAK SECURITIES, INC.	8,964
I. ACKERMAN & CO., INC.	8,938
JAKA SECURITIES CORP.	8,620
INTRA-INVEST SECURITIES, INC.	6,600
R & L INVESTMENTS, INC.	4,560
ALAKOR SECURITIES CORPORATION	4,000
B. H. CHUA SECURITIES CORPORATION	1,560
HK SECURITIES, INC.	1,560
EAST WEST CAPITAL CORPORATION	1,390
CUALOPING SECURITIES CORPORATION	780
MACROASIA CORP.	26
TOTAL	515,963,012